

SOLT 1 Arabic Module 1 Lesson 5

Student Manual



المميزات الشخصية

Personal Characteristics

During this lesson, you will learn to describe personal characteristics. Under this Terminal Learning Objective, you will learn how to identify physical traits of and express emotion. At the end of the lesson, you will be able to:

Identify the Physical Traits of People

- Describe characteristics of an individual
- Identify stereotypes of the people from the Target Region
- Express emotions



Tip of the Day

The criterion for beauty in Arab cultures differs from those in European and American cultures. Arab men are attracted to women with wide eyes, long hair, and full figures.

Just as describing ones surroundings is important, being able to describe personal characteristics is equally important. You must able to identify individuals and their physical traits to others. Additionally, you need to be able to assess their emotional state, not from the standpoint of a psychologist, but generally to aid in your overall description of the person.

Example 1 (Group Work)

Divide the class into two groups. Each group will pick five celebrities and describe them. Then one group will try to guess the names of the celebrities of the other group. Make sure you give the names of the celebrities to your teacher prior to starting the game. The group with more correct answers is the winner. Use as many vocabulary words as possible, from this lesson and previous lessons.

Example:

هِيَ شَقْرَاءُ
لَوْنُ شَعْرَهَا أَشَقَرُ
لَوْنُ عَيْنَيْهَا بُيُّ
هِيَ طَوِيلَةٌ
هِيَ نَحِيفَةٌ
هِيَ جَمِيلَةٌ جَدًّا

Answer:


مارلين مونرو

Exercise 1 (Pair Work)

The class will be divided into pairs. Everyone will ask their partner to give a physical description of their cousin. Write the description in Arabic. Do not answer any questions unless they are asked in Arabic. Reverse rolls. The teacher will collect the cards, grade them for correctness, then return them. If you have difficulty, refer to the vocabulary in this lesson for help. Be sure to use as many vocabulary words from previous lessons as you can.

Exercise 2 (Pair Work)

The situation is that you are practicing your ability to describe someone in Arabic. Working together with your partner as a team, write the most detailed description you can of each person depicted in the pictures. Select one of the pictures. Each pair will go to the front of the class and narrate their description to the class. The class must guess who it is from the description. The activity will continue until all pairs have had a chance to participate.

**Exercise 3**

Your Arab friend has succeeded in landing an important job. Write him or her a congratulatory note in Arabic. Use the expressions for congratulation and satisfaction that are in the vocabulary list in this lesson. You may use the vocabulary from other lessons, as well. Remember, to observe Arab customs when writing your note.

Exercise 4 (Pair Work)

Divide the class into pairs. Each person should take turns recalling a sad situation or event, such as someone passing away. Explain your feelings to your partner using as many Arabic words as possible.

Exercise 5

Imagine that each of you has succeeded in this Arabic course. Walk around the class congratulating each other in Arabic. Express your feelings of happiness.

Exercise 6

Listen as your instructor read to you the following short text which describes a family situation, then answer the questions below:


عزيري عماد

أنا مُشْتاقٌ إِلَيْكَ جِدًّا. أنا سَعِيدٌ جِدًّا، أَهْنَأُكَ عَلَى عَمَلِكَ الْجَدِيدِ لَكِنَ أَنَا غَاضِبٌ مِنْكَ قَلِيلًا. أَنْتَ لَا تَكْتُبُ رَسَائِلَ لِي، نَحْنُ جَمِيعُنَا بِخَيْرٍ، أَخُوكَ الصَّغِيرَ شَقِيٌّ وَأُمُّكَ تَغْضَبُ مِنْهُ دَائِمًا، هِيَ تُعَاقِبُهُ أحيانًا. أَخْتُكَ الصَّغِيرَةَ مُهْدَبَةٌ. كَيْفَ حَالُ أَوْلَادِكَ وَزَوْجَتِكَ؟ أَتَمْنَى لَكَ التَّوْفِيقَ.
والدُّك

1. What does Emad's father congratulate Emad for?
2. Why is Emad's father angry with Emad?
3. Why does Emad's mother get angry with her small son?
4. How does Emad's father describe his small daughter?

Write your answers here:

- 1.
- 2.
- 3.
- 4.

 **Tip of the Day**

Arabs support each other in catastrophes and hardships. For example, when someone dies people visit the bereaved family members to console them and to help them deal with emotional burdens or necessities such as official paperwork.



Exercise 7 (Pair Work)

You will work with the same partner as in Exercise 5. You have never seen the couple in the picture to the left. Your partner knows them very well. Ask your partner what they look like and your partner will describe them using the picture below. Use as many vocabulary words as possible from all lessons. Reverse roles so that both can practice descriptions.

Exercise 8 (Group Work)

Split up into groups of three. Each student will tell the other two about his/her life with his/her family. Refer to all vocabulary lists studied thus far. You may talk about the following:

- Your feelings.
- Your sibling's emotions.
- Your parent's attitudes.
- Family stereotypes.
- Who is spoiled?
- Who is rich/poor?

The Future Tense

In the grammar section of this lesson, we will continue the information about “Verbs in the Arabic Language”. You have learned the rules of using both the past and the present tense verbs in the Arabic grammar. Now let’s move to complete this topic by understanding how to use the future tense in Arabic.

The rule for using the future tense in Arabic is very simple. You *add* the Arabic letter **س** OR the word **سوف** before any conjugated present tense verb.

Example:

The idea behind this rule is simple, and similar to the English grammar.

<i>Present tense:</i> in English you say....	<i>Present tense:</i> in Arabic we say....
I drink	أشرب

<i>Future tense:</i> in English you say....	<i>Future tense:</i> in Arabic we say....
I will drink	سأشرب = سوف أشرب

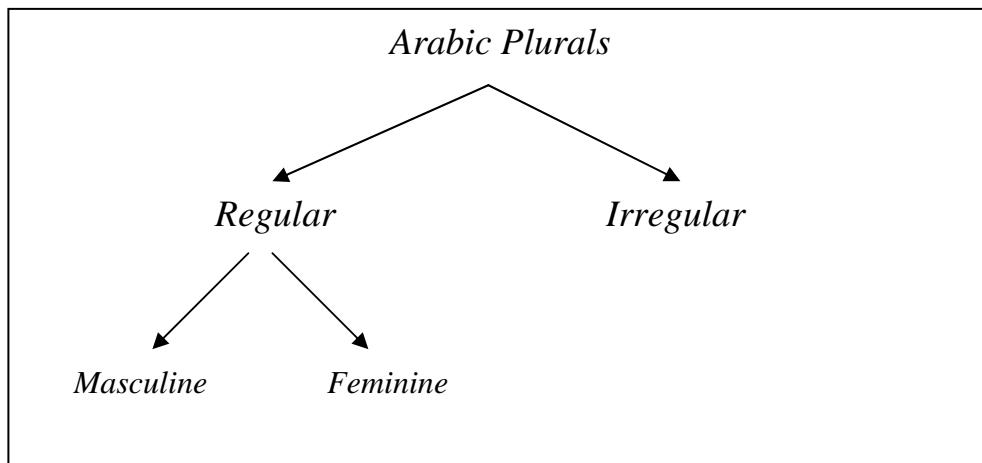
Exercise 1

Complete the following table by changing the following “verb roots” to the future tense to be used with the given pronouns.

Answer	Verb root	Pronoun
	دَرَسَ	هُوَ
	سَبَّحَ	أَنْتَ
	قَالَ	هُمَا
	فَهِمَ	أَنْتُمْ
	ذَكَرَ	نَحْنُ

Plurals in the Arabic Language

There is more than one type of plurals in Arabic.



Regular Plurals

“Regular plurals” mean those Arabic plurals that follow certain rules. These plurals are divided according to the **gender** of their **single nouns**. If the single noun is masculine, then its plural must be also masculine. If the single noun is feminine, then its plural should be feminine as well.

- *Masculine Plurals:*

These are formed by adding the letters **ون** or **ين**, as a suffix, on the end of the single masculine noun.

Example:

<i>Plural masculine noun</i>	<i>Single masculine noun</i>
مدرسون = مدرسين	مدرس
مهندسون = مهندسين	مهندس
سائقون = سائقين	سائق
مديرون = مديرين	مدير
مجرمون = مجرمين	مجرم
موظفون = موظفين	موظف

- *Feminine Plurals*

These are formed by deleting the letter ة from the end of the single feminine noun and replace it with the letters ات , as shown in the following example:

<i>Plural feminine noun</i>	<i>Singular feminine noun</i>
مدرسات	مدرسة
مهندسات	مهندسة
سائقات	سائقة
مديرات	مديرة
مجرمات	مجرمة
موظفات	موظفة

Exercise 2

Complete the following table by changing every singular noun to its regular plural form.

<i>Plural feminine noun</i>	<i>Singular feminine noun</i>
	معلمة
	باحثة
	ممثلة
	مخرجة

Irregular Plurals

Irregular Plurals, also known as “Odd” or “Broken” plurals, are those Arabic plurals which have no rule to follow. Unfortunately, these are the majority of all Arabic plurals, and there is NO way to group them in one list. You will recognize them one at a time when you deal with them.

One point of interest about these irregular plurals; regardless the gender of their respective single nouns, all irregular plurals are considered to be “*feminine*” in the Arabic grammar.

Examples:

<i>Irregular plural noun</i>		<i>Single noun</i>	
Chairs	كراسي	Chair	كرسي
Desks	مكاتب	Desk	مكتب
Camels	جمال	Camel	جمل
Books	كتب	Book	كتاب
Pens	أقلام	Pen	أقلام
Notebooks	دفاتر	Notebook	دفتر

Nouns

beard	لحية
body	جسم
crime	إجرام
eyes	عُيون
eyeglasses	نظارة طبية
hair	شعر
hand	يد
head	رأس
height	طول
mustache	شوارب
person	شخص
shoulders	أكتاف
skin	بشرة
weight	وزن
young man	شاب
young woman	فتاة

Verbs

to be afraid	خاف
to be angry	غضب
to believe	اعتقد
to cry	بكى
to dominate	سيطر
to drink	شرب
to feel	شعر
to sit	جلس
to sleep	نام
to smile	ابتسم
to think	ظن

Adjectives

attractive	جذاب
average	في المعدل
bald	أصلع
beautiful	جَمِيل
black, African-American	أسود
blonde (M)	أشقر
blonde (F)	شقرَاء
brunette (M)	أسمر
brunette (F)	سَمْرَاء
curly	مجعد
fat	بَدِين
happy	فَرِح
heavy	ثَقِيل
medium	متوسط
old	عجوز
poor	فَقِير
rich	غَنِي
sad/unhappy	حَزِين
short	قصير
slender	رَفِيع
tall	طَوِيل
ugly	قَبِيح

Nouns

chest	صَدْر
individualism	فَرْدِيَّة
physique	القَامَة
violence	عُنْف

Adjectives

always	دَائِماً
authoritarian	مُتَسَلِّط
materialistic	مَادِّي
spoiled	فَاسِد

Expressions

In my opinion	فِي رَأْيِي
all the time	طَوَالَ الْوَقْتِ

Marriage in an Arab family is a big event. The whole family celebrates the marriage. People usually hold a big party, inviting relatives, friends and acquaintances. In some Arab countries, parties last for three or more days. Families financially support members who want to marry by providing a dowry, paying for the wedding, and giving money to make the marriage a success.

Activity 1

Listen to the teacher read the statements below. These statements reveal the stereotypes that Arabs sometimes have about Americans. After you listen and read them, give differing statements about Americans. Use the vocabulary you have learned thus far:

Stereotypical Statements:

العائلة الأمريكية مُفكّكة
لا قيم أخلاقية عند الأمريكيين
في أمريكا إجرام كثير
الأمريكيون أغنياء
الحياة سهلة في أمريكا
الأمريكيون ماديون
الأمريكيون يُسيطرون على العالم
الأمريكيون مُنسلطون

Activity 2 (Group Work)

Divide the class into groups of three. Each group will give, in Arabic, the stereotypes that other people might have about Americans. Use the vocabulary you have learned. For example, you can say: الأمريكيون أغنياء

Activity 3 (Pair Work)

You saw a suspicious person by the team room. You tried to confront him but he was whisked away in a speeding car. Now you are trying to describe him to the Saudi Military Police (MP). Your partner will play the MP. Give the best description you can. He is 190 centimeters tall. He is rather thin. He has curly black hair. He has black eyes. He has a mustache. Feel free to use as much vocabulary as necessary to make your description complete. Reverse roles.

Activity 4 (Group Work)

Divided the class into two groups. You are learning how to provide descriptions and have the opportunity to practice with your teammates. One person from the group describes the physical characteristics of another person in the group. The other group members will guess who it is. The activity continues until all group members have had their chance.

Activity 5 (Group Work)

The class will work together in this continuation of the previous activity. One person from the class chooses a classmate but does not reveal who it is. The rest of the class asks yes/no questions in Arabic until the clues add up and the identity is established. Change roles and play several games.

Activity 6 (Group Work)

The class will be divided into two groups. You have been given several pictures to review and your task is to provide the most accurate description possible. Each group member chooses an image from below and studies it for two minutes. Afterwards, you will describe it to the other group members who will try to guess the right image. Each group member will take a turn at providing a description. The group with the most correct answers wins.



Activity 7

You are on leave in an Arab country. You have just witnessed a traffic accident and you got a good look at the driver as he got out of his vehicle and ran away. The police have just arrived and you are about to write a report for the officer. Select a person in the class and use that person's description for the police report. Write the report in Arabic and present the report to the class. The class is to guess, from your description, who is the culprit.

Activity 1 (Group Work)

The class will be divided into two groups. Look at the pictures below and write a description of each character. The teacher will then select four students to read their descriptions. The class will try to guess which character is being described. Through the process of elimination, everyone will know which character is last. The group with the most correct answers is the winner:



Activity 2

Look at the pictures below. Using the vocabulary words from this lesson and from previous lessons, write a physical description of the characters in the space provided to the right of the character. The teacher will call on four students to write the descriptions on the board. The class will select the student who wrote the most accurate description as the winner:

(1)



(2)

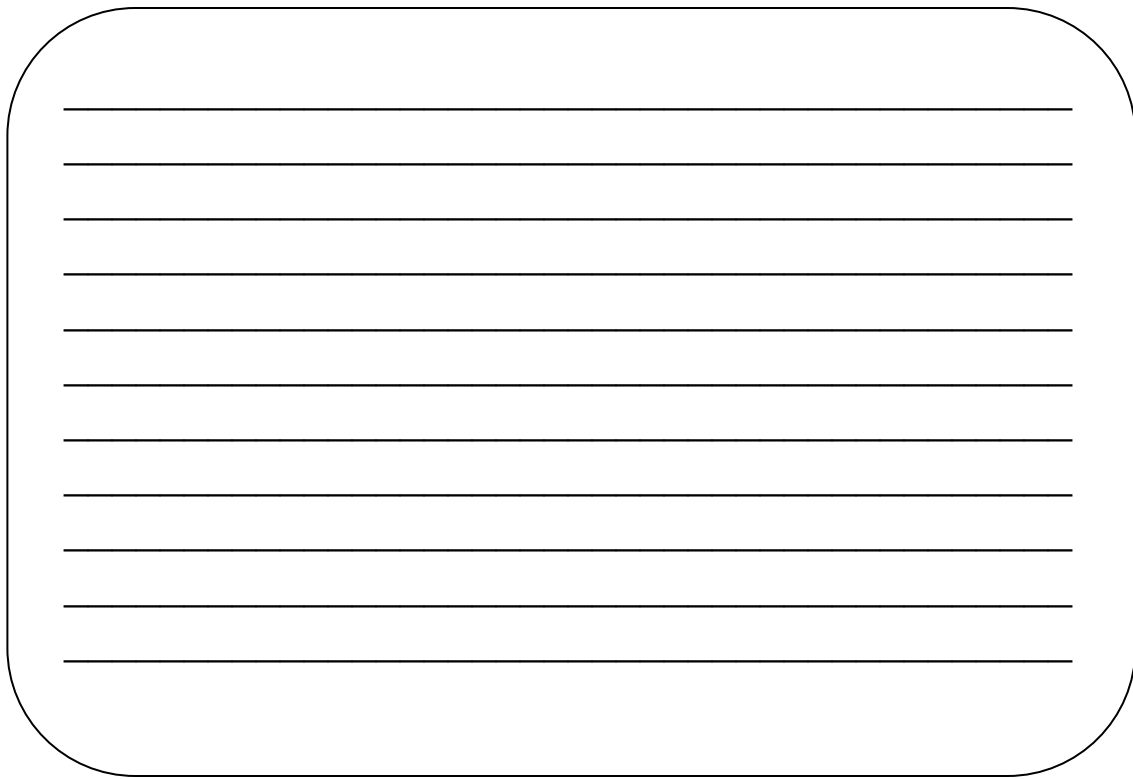


Activity 3 (Pair Work)

Part 1

You are the Equal Opportunity (EO) NCO. Using the vocabulary from this lesson and the previous four lessons, your partner will provide you with a verbal description of an EO complaint. This complaint involves stereotypical comments made by a third party. Your job is to write a report in Arabic of the comments. Reverse roles.

Write your report below.



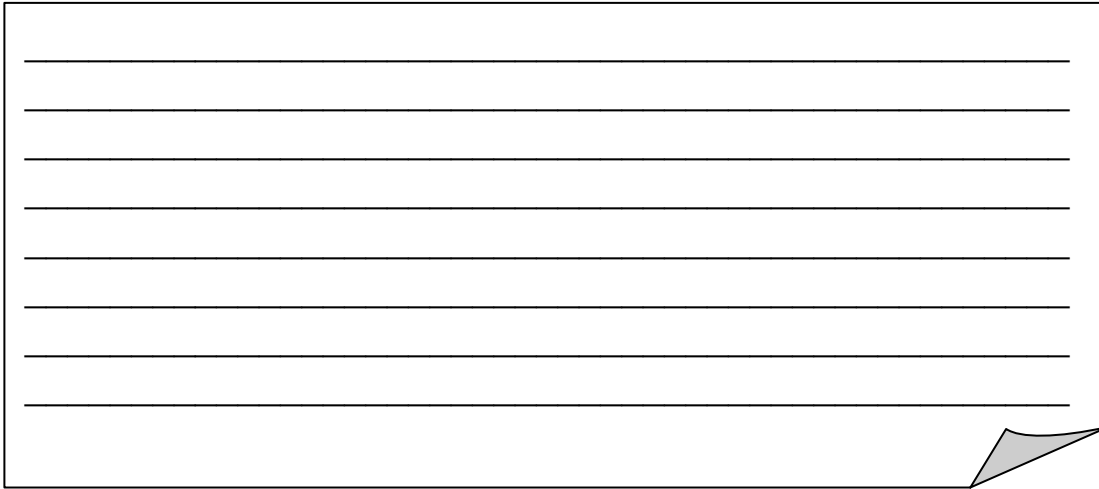
Part 2

Each student will read his or her report to the class in Arabic. The remaining students will translate the reports into English. The teacher will judge each translation for accuracy and completeness. The student with the most accurate and complete translation is the winner.

Homework 3

You are experiencing extreme sadness. Write a letter in Arabic to one of your friends telling them about your feelings.

Write your letter below.




A rectangular writing area with horizontal lines. The bottom-right corner is folded over, creating a triangular shape.

Homework 4

One of your best friends has gotten married. Write a letter, in Arabic, to your friend and his spouse expressing your happiness and congratulating them for their marriage.

Write your letter below.



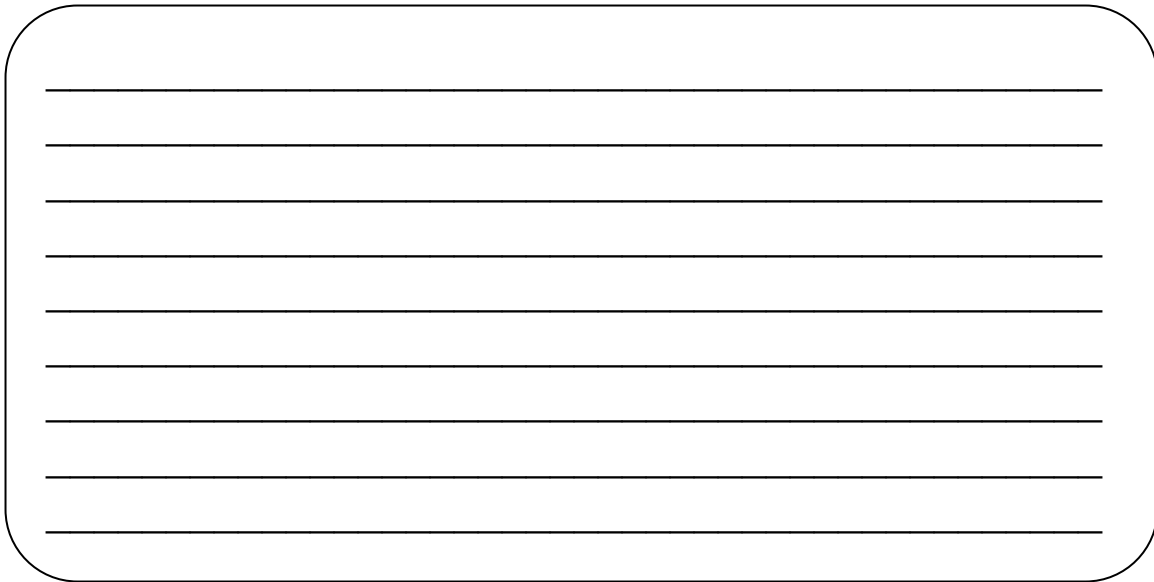
A scroll-shaped writing area with horizontal lines. The scroll is unrolled on the left and right sides, with circular ends.

Homework 5

Imagine that you live with your wife and children far away from your parents. Write a letter to your parents saying that you miss them and describe your life with your family. In the letter use the following words:

سَعِيد
عَمَل
غَاضِب
شَقِي
مُشْتَاق إِلَيْكُمْ
يُعَاقِب

Write your letter below.



Homework 6

Conjugate the following verbs to form the past tense in the first, second, and third person; feminine and masculine; singular and plural:

drank	شَرِبَ
sat	جَلَسَ
slept	نَامَ
thought	ظَنَّ
believed	إِعْتَقَدَ