


SOLT I German Module 2 Lesson 4

Student Manual



Occupations

At the end of this lesson you will be able to inquire about military and civilian occupations. In order to achieve this objective you will:

Discuss Different Occupations

- Ask about other people's occupations
- Inform about your family members' occupations
- Describe different occupations
- Describe job skills and characteristics
- Name different military and civilian occupations
- Compare military and civilian occupations
- Exchange information about salary
- Talk about civilian occupations

Provide Information About a Person's Salary and Livelihood

- Discuss the cost of living
- Compare military and civilian pay



Tip of the Day

Unlike in English, when talking about occupations in German, articles are hardly ever used.

Beispiel: Ich bin Soldat. --- I am a soldier.

Socializing and Conversation

Your German counterpart has invited you to a social gathering and is busy telling you who's who!



Hauptmann Weber: Der Herr mit den grauen Haaren ist Dr. Widmaier. Er ist Zahnarzt.

Seine Frau ist Krankenschwester.

Captain Anderson: Wer ist der elegante Mann mit der Brille?

Hauptmann Weber: Das ist Hauptmann Strasser. Er ist in meinem Batallion. Er ist bei der Militärpolizei.

Captain Anderson: Ist die blonde Dame seine Frau?

Hauptmann Weber: Ja, das ist Sophie Strasser. Sie ist Hausfrau.

Captain Anderson: Oh. Und wer ist die schöne Frau im blauen Kleid?

Hauptmann Weber: Das ist Karina Brück. Sie ist Journalistin. Hier kommt der Kellner.

Möchten Sie ein Glas Wein?

Captain Anderson: Ja, gerne. Wer ist der Herr mit den schwarzen Haaren und dem Schnurrbart?

Hauptmann Weber: Das ist Otto Schäfer. Er ist Tierarzt und Landwirt! Er hat viel Land. Er verdient sehr viel Geld.

Captain Anderson: Tja, ich nicht! Ah, hier ist der Wein.

(What are all the occupations named in the conversation above.
How many can you find?)

Was sind Sie von Beruf?
Ich bin...


What is your occupation?
I am...



Arzt/Ärztin



Bäcker/Bäckerin




Bauarbeiter/Bauarbeiterin



Elektriker/Elektrikerin



Feuerwehrmann



Friseur/Friseuse




Hausmann/Hausfrau




Koch/Köchin



Krankenpfleger/
Krankenschwester



Landwirt/Landwirtin



Lehrer/Lehrerin




Kellner/Kellnerin



Polizist/
Polizistin



Programmierer/
Programmiererin



Sekretär/Sekretärin



Taxifahrer/Taxifahrerin



Tierarzt/Tierärztin



Verkäufer/Verkäuferin



Zahnarzt/Zahnärztin

MOS Categories (Militrische Fachbereiche)

In the US Army, the equivalent of a civilian occupation is the Military Occupational Specialty (MOS). There are nine MOS categories, which hold a total of 212 MOSs. In the German military (Deutsche Bundeswehr), the equivalent of the Army is “das Heer.” *Das Heer* is also divided into five categories, similar to the MOS categories. These categories are called the “Fachbereiche” and each contains a great variety of military occupations. Below is a list of various MOSs from each of the nine American MOS categories and their German equivalents.

1. Legal Specialist (Rechtsspezialist) Finance Specialist (Finanzspezialist)
2. Infantryman (Infanterist, Schtze) Combat Engineer (Pionier)
3. Dental Specialist (Zahnspezialist)
4. Machinist (Maschinist) Metal Worker (Metallarbeiter)
5. Telecommunications Operations Chief (Fernmeldeeinsatzleiter)
6. Plumber (Klempner) Firefighter (Feuerwehrmann)
7. Ammunition Specialist (Munitionsspezialist)
8. Military Police (Militrpolizei) Trumpet Player (Trompetenspieler)
9. Electronic Maintenance Chief (Leiter der elektronischen Instandsetzung)

Of course, the list would become far too extensive if every single MOS were listed. Therefore, before beginning the exercises, compile a list of all the different MOSs present in the class and have your instructor help you with the translation of the specific MOSs, so you can work with a number of familiar MOSs throughout this lesson.

Other Occupation-Related Vocabulary

Der Ruhestand	→	retirement - im Ruhestand sein	→	to be retired
angestellt	→	employed		
arbeitslos	→	unemployed		
beurlaubt	→	on leave of absence		
selbstndig	→	self-employed		

**Average annual gross income
USA versus Germany**



Tip of the Day

Germans usually prefer to state their salary as a monthly, instead of a yearly sum, because most of them receive 13 months of salary a year. This “extra” salary is usually divided and given as “Weihnachtsgeld” in December and “Urlaubsgeld” in July.

United States
Average annual gross income (2000)
\$30,205
Deutschland
Durchschnittliches Bruttojahreseinkommen (2000)
€26.815

Table with civilian salary information regarding some professions that can also be found in the military sector:

Berufsgruppe	Anfängliches Bruttojahreseinkommen
Rechtsspezialist (Legal Specialist)	\$27,781
Finanzspezialist (Finance Specialist)	\$35,400
Maschinist (Machinist)	\$32,294
Metallarbeiter (Metal Worker)	\$37,281
Klempner (Plumber)	\$27,699
Feuerwehrmann (Firefighter)	\$32,000

1. Discuss Different Occupations

Exercise 1 (Pair Exercise)

Practice the following dialogue in German.

- A: Was ist Ihr Beruf / Was sind Sie von Beruf?
 B: Ich bin Soldat. Was ist Ihr Beruf?
 A: Ich bin auch Soldat.
 B: Was ist Ihr Beruf in der Armee?
 A: Ich bin.... Und was ist Ihr Beruf in der Armee?
 B: Ich bin...

Exercise 2 (Group Exercise)

Pretend you are at a social gathering. In German, ask about the name and the occupation of your classmate's partners from Exercise 1. In return, introduce your partner from Exercise 1, by stating his/her name and occupation. Make sure to use his/her exact job description.

Beispiel: Wer ist das?
 Das ist Herr Dinkelmeyer.
 Was ist er von Beruf?
 Er ist Zahnarzt.

Exercise 3

Each student creates a short family tree of his closest family. Write each person's occupation next (in German) to his/her name. Then report the information to the rest of the class, stating the person's name, family relationship, and his/her occupation.

Beispiel: Mein Vater Michael arbeitet noch. Er ist selbständig.
 Meine Mutter Maria ist im Ruhestand.
 Meine Frau Ruth ist Verkäuferin.
 Unsere ältere Tochter Monika ist Kellnerin und die jüngste Tochter Gabi ist erst 10 Jahre alt.

Who does what?

Lehrer (in)	Unterrichtet an der Schule.
Journalist (in)	Schreibt Artikel für Zeitungen und Zeitschriften.
Mechaniker (in)	Repariert Maschinen, z.B. Autos.
Bäcker (in)	Bäckt Brote und Brötchen.
Hausfrau, Hausmann	Arbeitet schwer im Haushalt, verdient aber nichts.
Architekt (in)	Zeichnet Baupläne.
Soldat (in)	Lernt Waffentechnik und neue Elektronik, Gruppenarbeit, Disziplin.
Fabrikarbeiter (in)	Arbeitet in einer Fabrik Produktionsanlage.

Exercise 4 (Pair Exercise)

Each student takes 10 minutes to put together a short paragraph in German, describing his/her job and his/her job skills. Report the information to your partner. Use your dictionary, if necessary.

Exercise 5

Your instructor will give you information about 10 people. Match the names with the correct professions.

1. Nina Thomas	2. Manfred Schirnik	3. Barbara Kranz	
4. Anja Freund	5. Lars Braun	6. Jürgen Lang	
7. Corinna Probst	8. Dora Lässig	9. Frank Weiß	10. Sven Groß

a. Hausfrau	b. Polizistin	c. Architektin	e. Sekretärin	f. Lehrer
g. Bäcker	h. Landwirt	i. Elektriker	j. Krankenschwester	k. Programmierer

2. Provide Information about Person's Salary and Livelihood

Exercise 6 (Group Exercise)

Your instructor will hand out flashcards with occupations and salary information. Study your flashcard and introduce yourself to your classmates by stating your name, occupation and your income.

Useful sentence: Ich verdiene (amount) im Monat/Jahr.

Exercise 7 (Pair Exercise)

Read the following text and create a table, starting with the name of the person with the highest salary all the way down to the name of the person with the lowest salary. List each person's name, profession, and salary. Discuss your answers with the class.

Stefan Schuster ist Koch. Er verdient 26.450€im Jahr. Als Lehrer verdient Uwe Bader 10.300€mehr als Stefan, aber Andreas Decker verdient als Elektrikerlehrling 17.000€weniger als Stefan. Erika Lohmaier verdient als Krankenschwester 20.100€mehr als Andreas, und ihr Mann Martin Lohmaier verdient als Feuerwehrmann 500€mehr als seine Frau.

Exercise 8

Study the following box of items that tend to pertain either to a typical civilian or a typical military job. Create a table with a civilian and with a military column and place the items below in the most applicable column. Compare your table with those of your classmates and as a group try to find additional items, not listed in the box.

“bezahlte Überstunden”	“mehr als zwei Wochen Urlaub im Jahr”
“extra Bezahlung für Feiertagsarbeit”	“8-Stunden Arbeitstag”
“Wohnung/Haus umsonst oder extra Bezahlung für Mietkosten”	
“man muss mit gefährlichen Situationen rechnen”	

Exercise 9 (Pair Exercise)

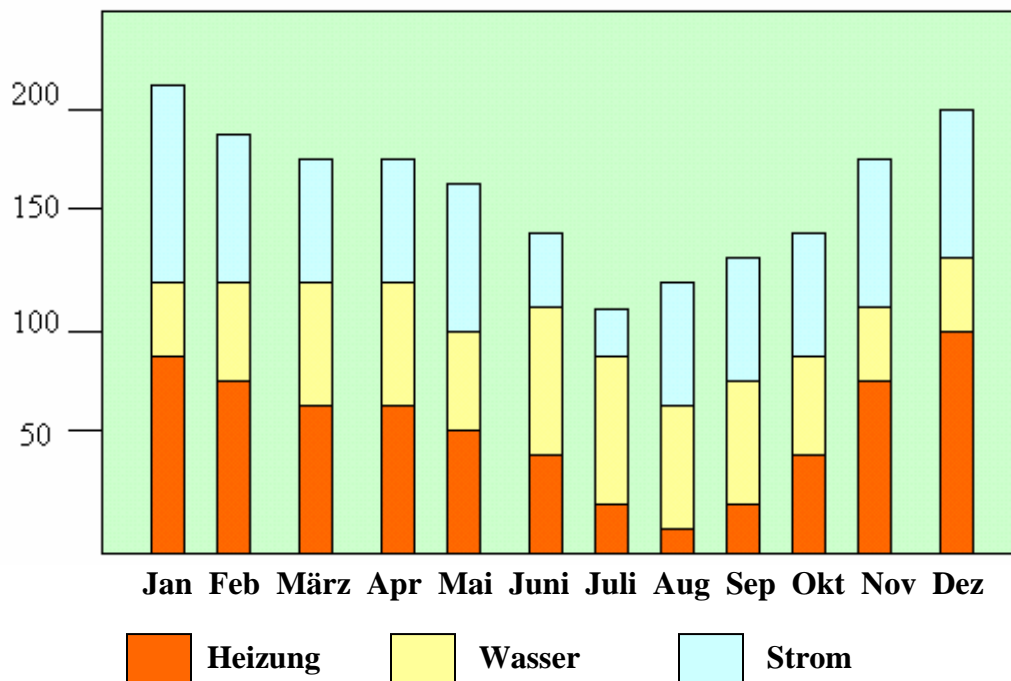
You and your partner each make a list of your monthly living expenses. Then ask each other questions regarding these expenses. Your answers do not have to be true.

Beispiel: Wie viel bezahlst du monatlich für dein Auto?
 Welche Rechnungen musst du monatlich bezahlen?

Exercise 10 (Pair Exercise)

Peter's family spends a lot of money every month to pay for utilities. Here is a graph of some of their utility costs. Examine the graph with your partner and give the answers to the questions below. Look at the words that will be helpful to you to make comments in German.

Strom (electric)	teuersten (highest)	Heizung (heating)
Wasser (water)	meiste (the most expensive)	billigsten (lowest)
Verbrauch (consumption)	Nebenkosten (Utilities cost)	größte (biggest)



1. In welchem Monat sind die Kosten am teuersten?
2. Was hat im Dezember den höchsten Verbrauch?
3. Was ist im Januar am billigsten?
4. Welche Nebenkosten sind im Juli besonders niedrig?

Comparison of Adjectives (Continued)

In Module 1 Lesson 4, we already discussed the comparative and the superlative forms of adjectives and adverbs. In this lesson, we will add two points to the previous information.

1. Comparison of Equality

The comparison of equality is used when at least two objects/people/etc. are the same. It is always used in connection with *so...wie* (as...as).

Beispiele: Ich verdiene so viel wie du. I am earning as much as you.
 Ich bin so alt wie er. I am as old as he.

2. Comparative with *als*

When using the comparative and comparing at least two specific objects/people/etc., the word *als* (than) is used.

Beispiele: Ich verdiene mehr als du. I am earning more than you.
 Ich bin älter als er. I am older than he is.

The Formation of Feminine Agent Nouns

In Module 1 Lesson 2, you learned about detecting the gender of a word by looking at its ending. This lesson's grammar section will show you how you can create a feminine version of a masculine word by changing the ending.

The feminine form of agent nouns (nouns regarding people who do something, e.g. occupations, etc.) is almost always formed by adding the German suffix *-in* to the masculine agent noun. When forming the feminine form, Umlaute often replace vowels.

Beispiele: der Arzt → die Ärztin
 der Kellner → die Kellnerin
 der Landwirt → die Landwirtin
 der Architekt → die Architektin

Exercise 1

Form the feminine forms of the following masculine occupation titles.

1. der Klempner → _____
2. der Handwerker → _____
3. der Direktor → _____
4. der Verkäufer → _____
5. der Autor → _____
6. der Dirigent → _____
7. der Busfahrer → _____
8. der Buchhalter → _____

Exercise 2

Rewrite the following sentences, changing the comparative sentences into comparisons of equality.

Beispiel: Wir sind älter als ihr. → Wir sind so alt wie ihr.

1. Das rote Auto ist teurer als das grüne Auto.

2. Jens ist kleiner als Sabine.

3. Sie ist glücklicher darüber als ihr Mann.

4. Er kommt später als gestern.

5. Ich bekomme weniger Gehalt als du.

Exercise 3

Rewrite the following sentences, changing the sentences into comparative sentences using the word *als*.

Beispiel: Georg ist so groß wie Hans. → Georg ist größer als Hans.

1. Das Fleisch ist so teuer wie das Gemüse.

2. Das Haus ist so groß wie das Auto

3. Monika ist so alt wie Regina.

4. Ich bin so schlank wie du.

5. Mir ist so kalt wie euch.

Occupations
Vocabulary

German SOLT I
Module 2 Lesson 4

angestellt		employed
Arbeitstag, der	die Arbeitstage	work day
Architekt, der	die Architekten	architect
Arzt, der	die Ärzte	doctor (MD) / physician
Bäcker, der	die Bäcker	baker
Bauarbeiter, der	die Bauarbeiter	construction worker
Bauernhof, der	die Bauernhöfe	farm
Baustelle, die	die Baustellen	construction site
Beruf, der	die Berufe	occupation / profession
beurlaubt		on leave of absence
Bezahlung, die	die Bezahlungen	pay
Bruttojahreseinkommen, das	(die)	annual gross income
Büro, das	die Büros	office
Elektriker, der	die Elektriker	electrician
Facharbeiter, der	die Facharbeiter	skilled worker
Feuerwehrmann, der	die Feuerwehrmänner	fire fighter
Friseur, der	die Friseure	hairdresser
Gehalt, das	die Gehälter	salary
Hausfrau, die	die Hausfrauen	homemaker
Kellner, der	die Kellner	waiter
Koch, der	die Köche	cook
Kollege, der	die Kollegen	co-worker
Krankenhaus, das	die Krankenhäuser	hospital
Krankenschwester, die	(-schwwestern)	registered nurse
Landwirt, der	die Landwirte	farmer
Lehrling, der	die Lehrlinge	apprentice
Lohn, der	die Löhne	wage
Mitarbeiter, der	die Mitarbeiter	employee, colleague
Polizist, der	die Polizisten	police officer
Praxis, die	die Praxen	practice
Programmierer, der	die Programmierer	programmer
Qualifikation, die	die Qualifikationen	qualification
Rechtsanwalt, der	die Rechtsanwälte	attorney
Ruhestand, der		retirement
schlank		slender
Sekretärin, die	die Sekretärinnen	secretary
selbständig		self-employed
Stelle, die	die Stellen	position
Taxifahrer, der	die Taxifahrer	cab driver
Tierarzt, der	die Tierärzte	veterinarian
Überstunden (plural)		overtime
verdienen		to earn
Verkäufer, der	die Verkäufer	sales clerk

Zahnarzt, der	die Zahnärzte	dentist
---------------	---------------	---------

Supplemental Vocabulary

abräumen		to clear off (e.g. table)
anbieten		to offer
behandeln		to treat
Elektronbereich, der		electronic sector
Fleisch, das		meat
Gebäude, das	die Gebäude	building
Gemüse, das		vegetable
genießen		to enjoy
gesund		healthy
Kanzlei, die		attorney's office, chambers
Klient, der	die Klienten	client
krank		sick
Leistung, die	die Leistungen	service, benefit
Mietkosten (plural)		rent
Nebenkosten		utilities cost
nötig		necessary
Ort, der	die Orte	location
rechnen mit		to count on
regelmäßig		regular
suchen		to search, to seek, to look for
Tier, das	die Tiere	animal
Trinkgeld, das		tip
unterrichten		to teach
verlassen		to leave
vertreten		to represent
Weihnachten		Christmas

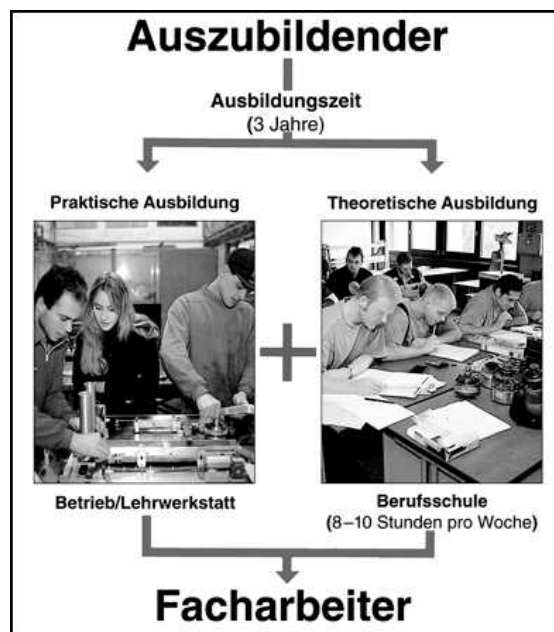
Apprenticeship in Germany

In Germany it is very common for young people to go through a three to four year apprenticeship before being considered a skilled worker. Their title during the apprenticeship is “Auszubildender” (apprentice) or in short, “Azubi.” There are currently some 380 professions that require an apprenticeship in Germany. During the 3-4 years, the apprentice is being trained on the job in his or her future profession, but he/she also has to attend school for 8-10 hours a week, where job specific classes, as well as subjects like German, English, and history are taught.

The ten most popular apprenticeships are:

- auto mechanic
- electrician
- jobs in the construction sector
- carpenter
- painter
- plumber
- merchant (international)
- merchant (national)
- sales clerk
- bank clerk

The apprentice receives a salary, which increases during the time of his/her apprenticeship. The amount is not equal for all apprenticeships and wages are currently higher in West Germany than they are in the eastern part of the country. Construction workers and bank clerks are currently highest on the wage list, while hairdressers and tailors receive the least amount of money.



1. Discuss Different Occupations

Activity 1 (Group Activity)

The class is split into two teams, and each team receives a list of six professions from the instructor. Playing charades, present your six professions to the other team, which has to guess the German title for each profession.

Activity 2 (Pair Work)

Take 15 minutes to prepare a short paragraph about a family member's occupation. Mention the person's duration in the job, his/her job skills, interesting assignments, etc. Report the information to the rest of the class. Try to keep the vocabulary as simple as possible, but you may use the dictionary if necessary. Share any additional vocabulary with the class, especially regarding job skills. The instructor will decide which vocabulary should be added to this lesson's vocabulary list.

Activity 3

Study the pictures below and label each picture with the correct occupational title. Make sure to write down the male, as well as the female title.



Activity 4 (Pair Work)

Study the advertisement below and answer the following questions in complete German sentences. Be ready to defend your answers.

Elektriker gesucht
EURA GmbH



Land:
Deutschland

Region:
Bayern

Ort:
München

Beruf
Elektriker/in

Wir suchen Sie als neuen Mitarbeiter im Elektrobereich!
Qualifikationen: Elektrikerausbildung, flexibel

Unsere Leistungen: regelmäßige Lohnzahlungen, Weihnachtsgeld, Fahrgeld

1. Welche Stelle bietet die Firma EURA an?

2. In welcher Region wird die Stelle angeboten?

3. Was sind die nötigen Qualifikationen?

4. Welche Leistungen bietet die Firma an?

Activity 5

Take 15 minutes to write down a list of job skills that you have acquired during the course of your military career. Decide for what civilian profession these qualifications would make you most suitable. Then imagine that your classmates are a group of civilian headhunters, possibly offering you the job for which you think you are most suitable. In German, sell yourself and your qualifications as effectively as possible.

Activity 6

Your instructor will read a dialogue between a man and a woman regarding their occupations. Listen carefully and answer the questions below. Compare your answers with those of your classmates.

1. Was für einen Beruf hat Andi?

2. Was für einen Beruf hat Sabine?

3. Was gefällt Andi an seinem Beruf?

4. Was gefällt Sabine an ihrem Beruf und was gefällt ihr nicht?


5. Ist Sabine zufrieden mit ihrem Gehalt?

Activity 7


Study the pictures of tools, instruments, etc. below and assign the correct profession to each of the pictures. There are two less tools than professions. Come up with a tool for each of the two extra professions.



1.
Stethoskop



2.
Feuerwehrschauch



3.
Traktor



4.
Dienstpistole



5.
Taxi



6.
Schere

Berufe: Polizist - Ärztin - Landwirt - Friseur
 Bauarbeiter - Feuerwehrmann - Sekretärin
 Taxifahrer

Activity 8 (Pair Activity)

Role-playing. Comparing Military and Civilian occupations.

Some occupations exist in the civilian worlds that also exist in the military. And, sometimes, they don't fit in at all. In this activity one student will play the role of a SOF soldier and the other his host nation counterpart. The situation is that you are having a discussion with your counterpart about why people in the US join the Army voluntarily. Your counterpart explains that in Germany, all young men must serve unless exempted. Explain to your partner that some occupations in the civilian sector correlate to different MOSs in the Army and some don't. Think about Combat Arms for examples of the jobs that don't match. Please refer back to the Introduction for some MOS categories. Your instructor will help you translate some job titles.

2. Provide Information about Person's Salary and Livelihood

Activity 9 (Group Activity)

In the Introduction, we came across some military professions that can also be found in the civilian sector. Below you will find a table with salary information regarding some of the previously mentioned professions in the civilian sector. As a group, compare these salaries with the ones that can be expected in the military sector. Discuss possible differences, but also take benefits into consideration. Discuss the issue in German.

Profession	Entry-Level Salary	Profession	Entry-Level Salary
Legal Specialist	\$27,781	Metal Worker	\$37,281
Finance Specialist	\$35,400	Plumber	\$27,699
Machinist	\$32,294	Firefighter	\$32,000

Activity 10 (Pair Activity)

Come up with a list of five civilian professions that can also be found in the military. List the similarities, as well as the differences for each of the professions, including estimated salaries. Ask the instructor for help with the German translation for the applicable MOSs. Also use your dictionary, if necessary.

1. Discuss Different Occupations

Activity 1 (Pair Activity)

Practice the following dialogue in German, and then reverse the roles. You may add any other information you consider pertinent.

A: Say that you have just started a new job (choose profession).

B: Ask how much he/she earns in the new job.

A: Answer

B: Ask what about his/her daily work hours and vacation time.

A: Answer

Activity 2 (Group Activity)

Mingle and ask each other questions about your family members' occupations. Ask about the person's professional title, any job skills, his/her time in the position, etc.

Activity 3

Fill in the blanks with the correct professions. There might be more than one possible answer. Also note that the article ein/eine has certain gender requirements.

1. Ein _____ arbeitet auf einer Baustelle.
2. Eine _____ arbeitet in einem Krankenhaus.
3. Ein _____ arbeitet in einem Restaurant.
4. Eine _____ arbeitet auf einem Bauernhof.
5. Eine _____ arbeitet in einem Büro.
6. Ein _____ arbeitet in einem Klassenzimmer.

Activity 4

Listen to your instructor read two job descriptions and try to figure out the job titles.

Description 1: _____

Description 2: _____

Activity 5 (Group Activity)

Make a list of all the positions you have so far held in your military career. Your instructor will help you translate the job titles. Then the first student will ask his/her neighbor about his/her current and previously held positions. Each student will answer and direct the same question to his/her neighbor, until every student has been asked and has answered.

Activity 6 (Group Activity)

The class is divided into two teams. The instructor gives each team a list of six professions. Each team asks the other team yes/no questions in order find out which professions are on their list.

Beispiel: Ist der Beruf in einem Gebäude?
 Muss man für den Beruf auf eine Universität gehen?

2. Provide Information about Person's Salary and Livelihood

Activity 7 (Pair Activity)

Imagine that you have just left the military and are now trying to find a suitable job in the civilian sector through a job placement agency. One of you plays the agent, asking the other one what his/her military job was, what skills he/she has acquired, what other qualifications he/she might have, what the expected salary is, and what type of job he/she is looking for. Be as imaginative as possible and present your dialogue to the rest of the class.

Activity 8 (Group Activity)

Below you will find a 2002 pay table for enlisted personnel. As a group, choose five amounts and try to come up with five civilian jobs that offer similar pay.

PAY GRADE	<2	2	3	4	6	8	10	12	14	16	18	20
ENLISTED MEMBERS												
E-9	0.00	0.00	0.00	0.00	0.00	0.00	3423.90	3501.30	3599.40	3714.60	3830.40	3944.10
E-8	0.00	0.00	0.00	0.00	0.00	2858.10	2940.60	3017.70	3110.10	3210.30	3314.70	3420.30
E-7	1986.90	2169.00	2251.50	2332.50	2417.40	2562.90	2645.10	2726.40	2808.00	2892.60	2975.10	3057.30
E-6	1701.00	1870.80	1953.60	2033.70	2117.40	2254.50	2337.30	2417.40	2499.30	2558.10	2602.80	2602.80
E-5	1561.50	1665.30	1745.70	1828.50	1912.80	2030.10	2110.20	2193.30	2193.30	2193.30	2193.30	2193.30
E-4	1443.60	1517.70	1599.60	1680.30	1752.30	1752.30	1752.30	1752.30	1752.30	1752.30	1752.30	1752.30
E-3	1303.50	1385.40	1468.50	1468.50	1468.50	1468.50	1468.50	1468.50	1468.50	1468.50	1468.50	1468.50
E-2	1239.30	1239.30	1239.30	1239.30	1239.30	1239.30	1239.30	1239.30	1239.30	1239.30	1239.30	1239.30
E-1>4	1105.50	1105.50	1105.50	1105.50	1105.50	1105.50	1105.50	1105.50	1105.50	1105.50	1105.50	1105.50
E-1<4	1022.70	0.00	0.00	0.00	0.00	0.00	0.00	0.00	0.00	0.00	0.00	0.00

Activity 9 (Pair Activity)

Ask your partner how much his/her family members make. He/she will answer and ask you the same question in return. Since this is rather confidential information, you do not have to tell the truth.

Activity 10

Each student should give a personal history describing where he/she formerly worked and lived. Give details of former jobs, apartments and homes, schools, the cost of living, etc. Which place was the most expensive to live in?



Activity 1

Listen to the following dialogue and extract the following information.

1. Names of persons
2. Occupations of persons
3. Salary information

After extracting the correct information, write a couple of German sentences on each of the three people, following the English example below.

The person's name is _____ and his/her occupation is _____. He/she earns _____ a year.

Person 1

Person 2

Person 3

Activity 2

Read the text following text and answer the questions below. Be prepared to discuss your answers in class.

Günther Strom ist seit zwei Jahren im Ruhestand. Er hat 30 Jahre lang für die Firma Nolte als Rechtsberater gearbeitet. Die Arbeit hat ihm Spaß gemacht, aber er genießt nun seinen Ruhestand. Nächsten Monat fliegt er mit seiner Frau für drei Wochen nach Mallorca. Vor der Stelle bei der Firma Nolte hat Günther Strom zehn Jahre lang als Rechtsberater bei Bosch gearbeitet, aber er hat nur €25.000 im Jahr verdient und die Firma Nolte hat ihm €15.000 mehr angeboten. Vor der Stelle bei Bosch war er zwei Jahre lang Lehrling bei Walter & Walter und hat nur €10.000 im Jahr verdient.

1. Was arbeitet Günther Strom jetzt?

2. Wie lange hat er für die Firma Nolte gearbeitet und was war sein Beruf?

3. Wohin fliegt er nächsten Monat?

4. Wo hat er vor der Firma Nolte gearbeitet?

5. Wie lange hat er dort gearbeitet und was war sein Beruf?

6. Wo hat er vor der Stelle bei Bosch gearbeitet und was war sein Beruf?

7. Wie viel hat er bei der Firma Nolte, bei Bosch, und bei Walter & Walter verdient?



Activity 3

The following questions will be addressed at you. Listen carefully and write down the answers that apply to you.

1. _____
2. _____
3. _____
4. _____
5. _____
6. _____

NOTE: Point 6 does not have to be answered truthfully.

Activity 1

Choose a profession not discussed in this lesson and, with the help of your dictionary, write an informative description of the job and the job skills involved. Also, create a vocabulary list to hand out to each of your classmates when you give the presentation in class the next day.