

# **SOLT I Indonesian Module 4 Lesson 1**

## **Student Manual**



**Daily Routine**



At the end of the lesson, you will be able to obtain and give information about daily activities at a military installation, talk about unit and military facilities, and talk about life in barracks and at a military installation. The lesson plan below will help you to achieve the objectives.

### **Talk about Your Daily Routine**

- Describe your daily routine at different hours of the day
- Describe your weekend

### **Identify Military Facilities**

- Name different facilities at a military installation
- Talk about unit facilities
- Talk about food and laundry services, clothing sales, central issue facility, post exchange, medical, and transportation facilities
- Inquire information about the shooting ranges and instruction in the TR

### **Talk about Living in the Barracks and Residential Areas on a Military Installation**

- Get information about living in the barracks
- Get information about residential areas on a military installation
- Request information about the post facilities at the housing office
- Describe residential areas on the military installation
- Discuss recreational facilities on a military installation

### **Locate Base Facilities**

- Identify the facilities at a military installation
- Ask for directions to different facilities to include food and laundry services, clothing sales, post exchange, medical facilities, and transportation

**TIP OF THE DAY**

In the Indonesian Army training takes about 1 or 3 years. 1 year of training is for those who want to graduate as “*tamtama*” (soldiers in the lowest grades) and 3 years of training is for those who graduate as “*perwira*” (officers). The requirements and tests to enter both military academies are of course different.

### Talk about Daily Routine

#### Scenario (Pair Work)

Your instructor will model the conversation for you. Then, read the conversation with your partner and switch roles. Discuss the content of the conversation in general and expressions in the conversation that you can use to talk about your daily routine.

*Sergeant Wawan comes home to see his family. His father is curious about his daily routine in the military installation.*

- Father: Bagaimana keadaan di sana? Apakah berat?  
 Wawan: Tidak begitu jelek. Memang kadang-kadang terasa berat.  
 Father: Pukul berapa kamu bangun pagi?  
 Wawan: Kami semua bangun pukul 4 pagi, kemudian kami harus merapikan tempat tidur kami masing-masing.  
 Father: Setelah itu?  
 Wawan: Setelah itu kami harus berlari mengelilingi markas dan berolah raga selama 2 jam. Kadang-kadang pelatih mengajak kami berlari pagi ke luar markas, seperti berlari mengelilingi desa atau kota sekitar, atau berlari menaiki bukit.  
 Father: Kamu suka yang mana?  
 Wawan: Aku lebih suka mengelilingi desa atau kota karena aku bisa melihat hal-hal yang berbeda. Setelah selesai berlari kami semua mandi pagi dan mencuci pakaian. Kami ada waktu setengah jam untuk itu.  
 Father: Tidak ada orang yang mencuci pakaian untuk kalian semua?  
 Wawan: Tidak ada. Kami semua harus melakukan semuanya sendiri supaya mandiri. Kami makan pagi sekitar pukul 06.30 dan tiga puluh menit kemudian kami melakukan apel.  
 Father: Mengapa makan paginya begitu cepat?  
 Wawan: Kami semua makan dengan cepat supaya kita terbiasa. Jika kita ada perang, mungkin tidak ada waktu untuk makan.  
 Father: O, begitu.

**TIP OF THE DAY**

In the Indonesian military, the term “*apel*” (reads /apél/), is used to denote the occasion when the soldiers are having a briefing or an assembly conducted in a field. “*Apel*” is also used to denote an activity when a person who has committed a crime report to the police during his probation or a boy visits his girlfriend at her home on Saturday nights.

**Exercise 1 (Class Work)**

Based on the conversation from the previous page, list the activities that Sergeant Wawan does every day by filling in the table below. See the example.

No	Pukul	Kegiatan
1	04.00	<i>Bangun pagi</i>

**Exercise 2 (Pair Work)**

Engage each other in a series of short exchanges based on the following situations. Switch roles. Use the scenario on the previous pages as a model.

1. Student A wants to know the life in the barracks.  
Student B replies that it is OK. It is not hard at all for him.
  
2. Student A wants to know what the soldiers do after they gather for an assembly and briefing.  
Student B says that what follows is a practice of map reading.
  
3. Student A wants to know whether student B likes it at the barracks.  
Student B says that sometimes he likes it but sometimes it could be quite hard for him.

**Exercise 3 (Pair Work)**

Working in pairs, take turns in asking and answering by using the pictures below. You may ask about other activities other than those described in the diagram. After that, write a short report on your partner's activities at different hours of the day. Present your report in front of the class.

Use the following examples as an additional guide.

T: Apa saya boleh datang ke rumahmu jam tujuh malam nanti?

*(Can I come to your house at 7 pm tonight?)*

J: O jangan. Saya selalu berenang dari jam tujuh sampai jam setengah delapan.

*(Oh, you can't (lit. don't). I always swim from seven to seven thirty.)*

T: Jam berapa kamu biasanya belajar di perpustakaan?

*(What time do you usually study at the library?)*

J: Jam delapan pagi. Mau belajar bersama?

*(At eight. Do you want to study together?)*

T: Baiklah!

*(All right.)*

T: Pukul (Jam) berapa kamu bangun pagi?

*(What time do you get up in the morning?)*

J: Aku bangun pagi pukul (jam) lima.

*(I get up at five.)*

			
bangun pagi	mandi	menggosok gigi	-bercukur -menyukur jenggot/kumis
			
berpakaian	menyisir rambut	berolah raga	makan pagi/siang/malam
			
tidur malam	upacara bendera	istirahat	pergi berlibur

**Exercise 4**

**A. Class Work.** Look at Corporal Jono's diary below. Pay attention to his daily routine schedule. Learn the words and expressions. Ask your instructor for unknown words.

04.00 – 04.15	Bangun pagi dan merapikan tempat tidur
04.15 – 06.00	Lari pagi dan olah raga
06.00 – 06.30	Mandi, mencuci, menyetraka, dan menyemir sepatu
06.30 – 06.45	Makan pagi
06.45 – 07.00	Persiapan apel pagi
07.00 – 07.30	Apel pagi
07.30 – 09.00	Pelatihan baris-berbaris
09.00 – 11.00	Pelatihan membaca peta dan kompas
11.00 – 12.00	Olah raga
12.00 – 13.00	Makan siang dan istirahat
13.00 – 15.00	Pelatihan menembak
15.00 – 18.00	Pelatihan perang
18.00 – 19.00	Berenang dan mandi sore
19.00 – 20.00	Makan malam
20.00 – 21.00	Belajar
21.00 – 22.00	Kegiatan bebas
22.00 – 04.00	Tidur malam

**B. Pair Work.** After reading and understanding the words and phrases for describing daily routine, now it is your turn to find out about your partner's daily activity. Ask and answer each other's questions using the structures that you have learned from the previous scenario and Part A above.

---

---

---

---

---

---

---

---

---

---

**TIP OF THE DAY**

Military personnel get their uniforms from the Army. However, they get their personal clothing such as socks, underwear, jeans, etc. from private stores.

During the first month of training, Indonesian military personnel are not allowed to go out of the camp/training base. They are not allowed as well to send and receive letters from family members or anybody and no one can visit them. They cannot make or receive phone calls to/from their loved ones. The Indonesian military is so strict during this period, because they want to train them physically and mentally. After this month passes, then they are allowed to go out of the base in pairs so they can take care of each other, watch out for each other's safety, and protect each other. They only go out on Sundays.

**Exercise 5 (Pair Work)**

Pretend that you and your partner are Indonesian soldiers that have a day off on Sunday. Since both of you must go out as partners, the two of you must plan together what you are going to do. Have a conversation with your partner as you make plans. Present your plans in front of the class.

---

---

---

---

---

---

---

---

---

---



**TIP OF THE DAY**

As it was mentioned before, residential areas are not located within the military installation. The Army builds housing facilities for its officers in different areas close to civilian areas and public facilities. Barracks for soldiers, however, are in the training centers or in the headquarters.

**Identify Military Facilities**

In Indonesia, there are no permanent military installations with such complete facilities as those in America. Most military installations that exist in Indonesia are meant for training programs. All the accommodations such as headquarters, clinics, storages, housings, firing ranges, etc. are located in different places. Whereas the facilities such as food and laundry services, clothing sales, post exchange, central issue facility, and transportation facilities are available everywhere around the city. In other words, military personnel and their families use the same facilities as civilians do.

For example, the main headquarters of the Indonesian Army is located in central Jakarta, where the army hospital is located several kilometers away. Housings for officers are mostly located in strategic places that are close to markets or schools, and homes are no different than civilian housing. The shooting ranges are mostly located close to headquarters or inside headquarters surrounded by thick walls, and the combat exercise fields are mostly in the rural areas (in the forests or fields).

**Exercise 6 (Pair Work)**

Your instructor will model the following conversation relating to shooting ranges and military facilities. After that, practice it with your partner and switch roles. Get the gist of the conversation and share your findings with the rest of the class.

Sgt. Frank: Selamat pagi, kalau boleh saya bertanya sersan?

*Serda* Adi: Tentu saja, silakan.

Sgt. Frank: Saya ingin tahu di mana fasilitas kesehatan untuk anggota angkatan bersenjata.

*Serda* Adi: Di jalan Thamrin ada rumah sakit Angkatan Darat, tepatnya nomor 190.

Sgt. Frank: Bagaimana dengan fasilitas latihan?

*Serda* Adi: Ada lapangan tembak di belakang markas Brimob.

Sgt. Frank: Berapa jarak tembaknya?

*Serda* Adi: Jarak tembaknya 15 sampai 25 meter saja.

Sgt. Frank: Kalau yang berjarak tembak 300 meter di mana ya?

*Serda* Adi: O, kalau itu Sersan harus ke desa Cilodong, kira-kira 60 km dari sini.

Sgt. Frank: Apa ada kendaraan dari markas besar ke sana?

*Serda* Adi: Setiap pagi ada truk membawa tentara yang akan latihan harian, berangkat jam enam pagi.

Sgt. Frank: Terimakasih banyak atas informasinya.

*Serda* Adi: Sama-sama.

**Exercise 7 (Pair Work)**

Read the following text and try to get a general understanding of it. Then, working with your partner, answer the questions that follow. Discuss your answer with the rest of the class.



Kolonel Laurence Chua dari Atase Pertahanan Singapura melakukan peninjauan ke lokasi pusat latihan tempur Kodam I Bukit Barisan di Desa Aek Natolu. Tentara Singapura dan Tentara Indonesia akan mengadakan latihan bersama di pusat latihan tempur yang luasnya 186 ha. itu. Fasilitas-fasilitas yang disiapkan di tempat latihan itu berupa lapangan tembak 300 meter untuk senapan dan lapangan tembak 25 meter untuk pistol, sarana pertempuran kota, lima landasan helikopter, simulasi gerak cepat turun dari helikopter, sarana pertempuran jarak dekat/jauh, sarana uji keberanian dengan merayap di bawah tembakan dan sarana latihan taktik perang.

1. What kind of military installation is talked about in the reading?  
\_\_\_\_\_
2. Where is this installation located?  
\_\_\_\_\_
3. Describe the size of the installation.  
\_\_\_\_\_
4. Without looking at the dictionary, try to get as much information as you can about the facilities available at the installation. Share and discuss your findings with the rest of the class.  
\_\_\_\_\_  
\_\_\_\_\_

**Exercise 8 (Pair Work)**

You are stationed in Indonesia to train Indonesian soldiers in their combat abilities. Learn the following useful instructions to practice shooting terms and to practice how to pronounce them. Then perform a shooting exercise where one of you plays the role of an instructor and the other a student. Reverse roles.

<b>Bahasa Indonesia</b>	<b>English</b>
Latihan kering!	Practice shooting without bullets!
Isi peluru!	Load your weapon!
Siap tegangkan!	Arm your weapon!
Bidik sasaran!	Aim at your target!
Tembak!	Fire!

---

---

---

---

---

---

---

---

---

---

**Talk about Living in the Barracks and Residential Areas on a Military Installation**

**Exercise 9 (Pair Work)**

Read the following conversation between Sersan Ahmad and Sersan Adi with your partner. Discuss expressions. Ask your instructor for assistance when you need it. After that, answer the questions following the dialogue.

*Sersan Ahmad is coming back from his deployment in a base in Medan. Sersan Adi is asking him questions about the military installation in Medan.*

Sersan Adi: Halo Sersan Ahmad. Apa kabar?

Sersan Ahmad: Kabar baik. Bagaimana dengan Anda?

Sersan Adi: Baik-baik saja. Bagaimana keadaan di Medan?

Sersan Ahmad: Keadaannya cukup baik. Di Medan panas sekali, berbeda sekali dengan Bandung.

Sersan Adi: Apakah Anda tinggal di asrama?

Sersan Ahmad: Tidak, saya dan keluarga tinggal di perumahan TNI AD. Lokasinya di dekat pasar besar Medan.

Sersan Adi: Apakah semuanya tinggal di perumahan?

Sersan Ahmad: Tidak. Hanya mereka yang mempunyai keluarga yang tinggal di perumahan. Lainnya tinggal di asrama.

Sersan Adi: Oh begitu. Bagaimana dengan fasilitas di asrama?

Sersan Ahmad: Cukup baik. Setiap kamar di asrama berisi empat orang.

Sersan Adi: Wah, bagus sekali! Apakah fasilitasnya lengkap?

Sersan Ahmad: Tentu saja. Ngomong-ngomong, mengapa Anda bertanya banyak tentang hal ini?

Sersan Adi: Oh, bulan depan saya akan bertugas di Medan

Sersan Ahmad: Selamat bekerja dan semoga sukses!

Sersan Adi: Terima kasih.

1. Where was Sergeant Ahmad deployed?

---

2. How is the weather in Medan?

---

3. Where did Sergeant Ahmad and his family stay during his deployment?

---

4. What is the difference between soldiers with family and soldiers without family?

---

5. When will Sergeant Adi be deployed in Medan?

---

**Exercise 10 (Pair Work)**

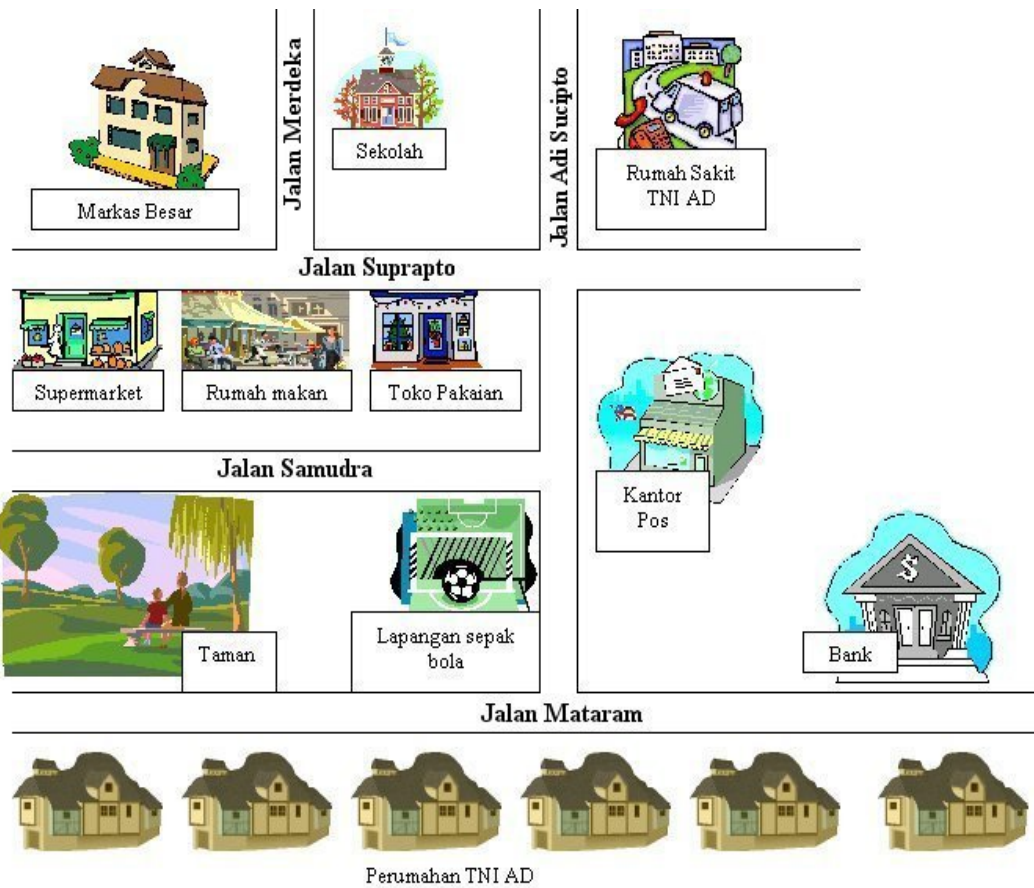
You are visiting your fellow Indonesian soldier who lives in military housing somewhere on the island of Java. Working with your partner, create a conversation about the recreational facilities available around the housing. Use the diagram below as a base. Use your imagination and freely add other facilities to the diagram. Perform your conversation with your partner and present the modified diagram in front of the class.



**Locate Base Facilities**

**Exercise 11 (Pair Work)**

Look at the map below and find the English words for the places mentioned in the map.



**Exercise 12 (Pair Work)**

Look at the map above. Take turns with your partner asking for the location of each facility. See the example below.

A: Di mana letak markas besar?

B: Markas besar terletak di jalan Suprpto.

### ADVERB OF FREQUENCY

*Adverbs of frequency* answer the questions “How often?” or “How frequently?” They tell us how often someone does something. Adverbs of frequency usually come before the main verbs or in the beginning of sentences.

100%	↑	<i>Selalu</i>	Always
		<i>Biasanya</i>	Usually
		<i>Sering</i>	Often
50%		<i>Kadang-kadang</i>	Sometimes
		<i>Jarang</i>	Seldom/rarely
		<i>Belum pernah</i>	Haven't
0%		<i>Tidak pernah</i>	Never

### STRUCTURE

#### Positive Sentences:

Siti *selalu* mendapat surat dari pacarnya.  
Saya *biasanya* pergi ke kantor pukul 7.  
Dia *sering* menonton film di bioskop 21.  
Ibu *kadang-kadang* pergi ke pasar.  
Tentara *jarang* menembak penjahat.  
Saya *belum pernah* melihat UFO.  
Saya *tidak pernah* mencuri uang itu.

*Biasanya* polisi melakukan latihan menembak di siang hari.  
*Kadang-kadang* tentara berjalan sampai ke hutan.  
*Jarang* anggota unit kami melakukan kesalahan.  
*Tidak pernah* kami meninggalkan teman.

#### Questions:

Apakah Anda *sering* olah raga?  
tentara *selalu* bangun pagi?  
dia *jarang* menggosok gigi?

#### Answers:

Ya, saya sering olah raga.  
Ya, tentara selalu bangun pagi.  
Tidak, dia selalu menggosok gigi.

**Exercise 1 (Class Work)**

Fill in the blank spaces in the sentences below with the correct adverbs of frequency.

1. \_\_\_\_\_ saya pergi ke kantor dengan naik bis. Hari ini saya naik sepeda.
2. Ida \_\_\_\_\_ pergi ke planet Mars.
3. Saya \_\_\_\_\_ pergi ke Mal. Saya pergi ke Mal sebulan sekali.
4. Andro \_\_\_\_\_ menggosok gigi setiap hari oleh karena itu giginya sangat putih.
5. Dia sangat kaya sehingga dia \_\_\_\_\_ kurang uang.
6. Dalam seminggu dia menerima surat 5 kali. Pacarnya \_\_\_\_\_ mengirim surat kepadanya.

**Exercise 2 (Class Work)**

Look at the sentences below and decide whether they are correct or incorrect. If a sentence is incorrect, make necessary correction. Then, write questions based on all of the sentences. Present your questions to the class.

1. Mereka belum pernah pergi ke Iran.  
\_\_\_\_\_

2. Saya bekerja selalu setiap hari.  
\_\_\_\_\_

3. Santi kadang-kadang menonton film. Setiap hari ia menonton di bioskop 21.  
\_\_\_\_\_

4. Tentara bangun tidak pernah terlambat.  
\_\_\_\_\_

5. Orang rimba di Sumatra jarang mandi.  
\_\_\_\_\_

6. Biasanya tentara melakukan latihan perang di hutan-hutan.  
\_\_\_\_\_



### The affixes *me-kan* and *me-i*

Up to this lesson you have encountered some verbs that contain the affixes *me-kan* and *me-i*. At this point it is sufficient for you to know that these affixes create transitive verbs. In other words, the verbs with these affixes need to directly have an effect on something. The following are some examples from this lesson. Since these sentences are active sentences, the verbs directly affect the objects. (In a passive sentence the sentence part being affected by the verb is the subject, while the object performs the action). Could you name the objects?

1. Kami semua bangun pukul 4 pagi, kemudian kami harus **merapikan** tempat tidur kami masing-masing.  
*We all woke up at four in the morning, and then we had to tidy up our own beds.*
2. Biasanya tentara **melakukan** latihan perang di hutan-hutan.  
*Usually the soldiers carry out combat exercise in the jungles.*
3. Aku lebih suka **mengelilingi** desa atau kota karena aku bisa melihat hal-hal yang berbeda.  
*I like to go around the village or city more because I can see various things.*

### Exercise 3 (Class Work)

Create sentences using each verb in the examples above, plus the following verbs from previous lessons: *merayakan*, *mengoperasikan*, *menguasai*, *melaksanakan*. For each verb, write two sentences. One sentence should be active and the other should be passive. Present your sentences to the class and be ready to give input to your classmates if needed.

---

---

---

---

**Nouns**

apel	briefing
asrama	barracks
baris-berbaris	marching
becak	pedicab
bemo	three wheeled automobile
bendera	flag
binatu	laundry service
bioskop	cinema
bukit	hill
filem	movie
gigi	teeth
hutan	forest
istirahat	rest
jarak tembak	distance of the shooting target
keliling	surround
kereta api	train
lapangan tembak	shooting range
latihan	exercise, practice
latihan kering	shooting practice without bullets
kompas	compass
libur	vacation
olah raga	exercise
pacar	boyfriend/girlfriend
pakaian	clothes
pelatihan	training
perumahan	housing
pertahanan	defense
peluru	bullets
perang	war
peta	map
rimba	jungle
sasaran	target
semir	polish
sisir	comb
taman	park
upacara	ceremony

**Verbs**

bangun	to wake up
bidik	to aim
cukur	to shave

menggosok ( <i>root: gosok</i> )	to brush
isi	to load, to fill
mandi	to bathe
melakukan ( <i>root: laku</i> )	to execute, to carry out something (an action, etc)
menaiki ( <i>root: naik</i> )	to go up, to climb
mengelilingi ( <i>root: keliling</i> )	to encircle, to go around
merapikan ( <i>root: rapi</i> )	to tidy up something
tegangkan ( <i>root: tegang</i> )	to tighten something; to arm (a weapon)
tembak	to shoot
terbiasa ( <i>root: biasa</i> )	to get used to
tidur	to sleep

**Adjectives**

bebas	free
mandiri	independent
rapi	neat/tidy
kering	dry

**Supplementary**

**Verbs**

memberikan ( <i>root: beri</i> )	to give something to somebody
----------------------------------	-------------------------------

## GOTONG ROYONG



*Gotong royong* is an Indonesian term which means working together for one project (community collective work). Usually the projects benefit the whole community such as to build irrigation systems, buildings for worship, bridges, roads, fences, village gates, etc.

Sometimes communities do *gotong royong* after natural disasters such as floods, earthquakes, landslides, or when there are special celebrations such as Independence Day and a village's anniversary.

TNI mostly takes part in this *gotong royong* by helping the villagers. The army helps the people to build their houses again after floods have washed these away. They also help to repair the roads or do other community services in the fields of education, healthcare, etc.



**Activity 1 (Pair Work)**

You are assigned to Indonesia, and you learn about jungle survival at the training campsite. Write to your family describing your daily activities in the training camp in Indonesia, and then compare your notes with your partner.

**Activity 2 (Pair Work)**

Write a short paragraph and compare the spare time (weekends) in the Indonesian and US Army. After you have finished writing, compare your work with your partner.

---

---

---

---


---

---

---

**Activity 3 (Class Work)**

Listen to your instructor read about several places. Number the pictures below according to the order.



**Activity 4 (Pair Work)**

There is an Indonesian soldier coming to your base camp to study military strategy. You are assigned to help him in showing him all the facilities. Create a conversation and practice it with your partner.

**Activity 5 (Pair Work)**

Read the following passage and answer the questions. Then discuss your answer with your partner.

**Latihan Menembak**

Senin pagi tanggal 31 Maret 2003 pukul 08.30 para tentara siap melaksanakan kegiatan menembak di belakang Lembaga Pemasyarakatan (*Correctional Facility*) Nusa Kambangan yang merupakan hutan.

Dengan menggunakan truk para tentara berangkat dari Kali Bisikan menuju tempat latihan menembak yang memakan waktu sekitar setengah jam dengan dipimpin Kasad Jenderal TNI Ryamizard Ryacudu.

Jam 09.00 para peserta tiba di halaman Lembaga Pemasyarakatan Nusa Kambangan. Setelah turun dari truk di dahului Kasad mereka menuju ke hutan tidak jauh dari LP. Dengan didahului Kasad para tentara berjalan dengan pelan melewati lorong-lorong hutan dengan waspada. Mereka mencari sasaran tembak yang telah dipersiapkan oleh para pelatih.

Saat itu cuaca sangat cerah dan telah lebih dari 2 jam para tentara melaksanakan kegiatan menembak di dalam hutan Nusa Kambangan. Tanpa halangan mereka dapat menyelesaikan latihan dengan penuh semangat.

1. Pada pukul berapa para tentara bersiap untuk melakukan latihan menembak?

---

2. Siapa yang memimpin latihan menembak?

---

3. Di mana mereka melakukan latihan menembak?

---

4. Berapa lama mereka melakukan latihan menembak?

---

5. Bagaimana cuaca hari itu?

---

**Activity 6 (Group Work)**

Work in groups of three and pretend that you are on a shooting range. One of you will be the officer in charge. The officer in charge will direct you to the training area and order you to fire. Switch roles.

**Activity 7 (Pair Work)**

You and your partner are stationed in Indonesia. Your partner is having difficulty memorizing the location of the facilities. Draw a map of the post and name all the facilities, and then explain the map to your partner. Once you are done, ask your partner to repeat what you have told him/her.

**Activity 8 (Group Work)**

Divide the class into two groups. One group has a discussion about the advantages of living in the barracks and the other group talks about the disadvantages of living in the barracks.

**Exercise 9 (Pair Work)**

You are arriving in Indonesia for the first time. You meet Sergeant Jono who will assist you while you are there. Create a conversation between you and Sergeant Jono about the accommodations and facilities in Indonesian military installations. After you are finished, compare your notes with your partner and practice the conversation.

### Activity 1

#### Part A. Pair Work










Take turns in finding out your weekend activities from each other. Get as much detail as you can about your partner's activities, and jot down important words that would help you remember your partner's answers.

#### Part B. Class Activity

Tell the class about your partner's activities on the weekends.

### Activity 2 (Class Work)

Write a story derived from the following pictures and tell it in front of the class. Other students will ask you questions. Be prepared to answer their questions.

05.00 	05.15 	06.00 
06.15 	06.45 	09.00 
12.00 	15.00 	22.00 

### Activity 3 (Group Work)

Divide the class into two groups. One group agrees that the base camp should be opened to the public, whereas the other group disagrees with the idea. Don't forget to give reasons behind the arguments. Each group should appoint someone to be the note-taker for the results of the discussion.



**Activity 4 (Pair Work)**

Your friend doesn't know how to get to certain facilities in the military installation. Write a simple instruction for him. Have him read your written instructions, and then explain to him the locations of other facilities around his destination. After you are done, ask him to repeat what you have said to make sure he/she can arrive at the expected destination. Switch roles in doing this activity.

**Activity 5 (Group Work)**

Divide the class into two groups. Each student in the first group writes detailed information about one specific facility in the military installation. Each student in the second group writes detailed questions about one specific facility in the military installation. After you are done writing them, match the questions with the information.

**Activity 6 (Pair Work)**

Pretend that your partner is your friend and he is an Indonesian soldier. You visit him and his family at a TNIAD housing complex. Work together to create a conversation in which you ask and answer questions about the housing complex, and then practice your dialogue.

**Activity 7 (Group Work)**

Work in groups of three. One of you will call on the other students and ask about the recreational facilities in the military installation. Take notes of all the information you receive from your classmates. After that, the other students will ask you similar questions.

**Activity 8 (Pair Work)**

Work with a partner. Your partner is playing the role of your commander. He has an idea about building a nightclub in the base. You basically do not agree with this idea. Tell him your thoughts by supporting them with logical reasons behind your argument. After both of you finish, write some brief notes on the results of the discussion. Your instructor will call on you to tell about it.

**Activity 9 (Pair Work)**

Do the same activity as Activity 8. This time you are the commander and your partner is your subordinate, but you plan to build a bar in the military installation.

### Activity 10 (Pair Work)

You and your partner are going to perform a simple drama. Your friend is lost and he/she is asking for directions to go to certain facilities. Answer his/her questions by letting him/her read your directions and answer any additional questions about it. Switch roles once you are done.

### Activity 11 (Class Work)

Read the following excerpt from a letter sent to the website of the *Departemen Pertahanan* (the department of defense). A young, newly married soldier wrote the letter. Working with your group, find out the gist of the excerpt. Then, imagine that you are the one in the department assigned to respond to the letter. What would be the best way to respond to it? Develop imaginary conditions and discuss your options with your group. Each of you should be ready if your instructor calls you to present your finding and reaction in front of the class.

Salah satu bentuk kesejahteraan yang diharapkan prajurit adalah perumahan untuk mereka dan keluarganya. Saya mengusulkan kepada petinggi TNI untuk melaksanakan pembangunan perumahan berbentuk apartemen atau rumah susun bagi keluarga prajurit TNI. Pembangunan rumah susun itu dapat memaksimalkan penggunaan lahan milik TNI yang sangat terbatas, kalau dibandingkan dengan pembangunan kompleks perumahan militer model dulu yang membutuhkan lahan yang lebih luas dan mahal.

Prajurit-prajurit dan keluarga baru di lingkungan TNI juga sangat membutuhkan perumahan, dan mereka harus antri untuk dapat menjadi penghuni kompleks perumahan TNI. Bahkan ditambah dengan keengganan para warakawuri dan pensiunan TNI untuk meninggalkan fasilitas rumah dinas yang telah diberikan, TNI perlu membangun rumah susun untuk prajurit-prajurit TNI yang baru tersebut.

perumahan = housing

lahan = land

rumah dinas = official housing

tanah = land, ground

lingkungan = environment

membutuhkan = to need

membangun = to build

warakawuri = widowed soldier's wife

antri = to queue

petinggi = people in the upper level

meningkat = increase

keengganan = reluctance

penghuni = occupant

**Activity 1**



**(Track 18)** Listen to the audio as it mentions the activities of several people. Match the persons and their activities.

- |                             |                  |
|-----------------------------|------------------|
| 1. Mandi pagi               | A. Letnan Andri  |
| 2. Latihan menembak         | B. Sersan Wawan  |
| 3. Makan siang              | C. Sersan Wisnu  |
| 4. Membersihkan kamar       | D. Serda Bambang |
| 5. Pengetahuan tentang peta | E. Kopral Jono   |

---

---

---

---

---

---

---

---

**Activity 2**

Fill in the chart below with your own daily activities.

No	Hari	Kegiatan
1	Senin	..... ..... .....
2	Selasa	..... ..... .....
3	Rabu	..... ..... .....
4	Kamis	..... ..... .....

**Activity 2 (Continued)**

5	Jumat	..... ..... .....
6	Sabtu	..... ..... .....
7	Minggu	..... ..... .....

**Activity 3**

Read the following passage, and then answer the questions.

**Latihan Navigasi dan Kompas**

Tepat pukul 10.00, setelah para tentara makan pagi dan pemeriksaan kesehatan maka dengan menggunakan bus dan truk mereka dibawa ke lapangan bola Karang Suci di pinggir pantai kota Cilacap untuk diberikan pengarahan materi navigasi dan kompas. Kapten Ctp Engkos Setiawan memberikan penjelasan dan arahan tentang materi navigasi dan kompas. Sambil mendengar pengarahan, para tentara itu sibuk mencoreng wajahnya untuk melakukan penyamaran. Kira-kira pukul 12.00 pengarahan ilmu navigasi dan kompas selesai. Dari lapangan Karang Suci mereka bergerak melintasi jalan hingga sampai di pantai.

Di pantai tersebut telah menunggu delapan buah perahu LCR lengkap dengan dayungnya. Satu persatu para tentara menaiki perahu LCR sesuai dengan regunya. Ketika semua sudah siap mereka mulai mendayung. Para tentara ini memperhatikan daerah sasaran sesuai dengan alat petunjuk yang ada di tangan masing-masing. Tak terasa setengah jam mendayung perahu-perahu itu mulai tiba di dermaga. Mereka keluar dari perahu dan berlari menuju daerah sasaran.

1. What do the soldiers do before they take off to the field?

\_\_\_\_\_

2. Who does the training for navigation and compass?

\_\_\_\_\_

3. What time do they finish the training?

\_\_\_\_\_

**Activity 3 (Continued)**

4. How many boats do they use?

---

5. How long do they row?

---

**Activity 4**

Write a composition describing similarities and differences between the US Army and an Indonesian Army military installation.

**Activity 5**

Write one or two short paragraph(s) based on the pictures below, and then present it in front of the class.



**Activity 6**

Get the gist of the following passage and write it in Indonesian. Consult your dictionary for difficult words.

Army leaders promised on Thursday to give Rp 1.5 billion to former East Timorese military members and militia who are currently at refugee camps in East Nusa Tenggara.

The commitment was made during a visit by Army Chief of Staff, Gen. Ryamizard Ryacudu to the refugee camps. He was accompanied by the Army's Strategic Reserves Commander Lt. Gen. Bibit Waluyo.

Ryamizard said he would provide Rp 1 billion to help finance the development of houses and other facilities for former East Timorese soldiers and militia, while Bibit said his office would donate Rp 500 million for the same purpose.

(Taken from Jakarta Post, July 18, 2003)

---

---

---

---

---

---

---

**Activity 7**

Review the grammar section and make sentences using the adverbs of frequency below: *Selalu, Biasanya, Sering, Kadang-kadang, Jarang, Belum pernah, Tidak pernah*

**Activity 8**

Prepare to make a presentation about the similarities and differences between the US Army and an Indonesian Army military installation. You are expected to give details about facilities, residential areas, and recreational facilities. The other students in the class will ask you questions.