

Peace Corps

Cebuano Language Packet



DOCUMENT RESUME

ED 401 767

FL 024 280

TITLE Cebuano Language Packet.
INSTITUTION Peace Corps, Manila (Philippines).
PUB DATE 93
NOTE 368p.
PUB TYPE Guides - Classroom Use - Instructional Materials (For Learner) (051)

EDRS PRICE MF01/PC15 Plus Postage.
DESCRIPTORS *Cebuano; Daily Living Skills; Food; Foreign Countries; Glossaries; *Grammar; Health; *Interpersonal Communication; Interpersonal Competence; Second Language Instruction; *Second Language Learning; Transportation; Uncommonly Taught Languages; *Vocabulary Development; Voluntary Agencies; Volunteer Training
IDENTIFIERS Peace Corps; *Philippines; Shopping

ABSTRACT

The materials in this packet were designed for the rapid Cebuano language training of Peace Corps volunteers, focusing on daily communication needs in this context. The packet contains: lists of common phrases, expressions, and vocabulary on a variety of topics related to Peace Corps work; a list of core competencies for specific topics (socializing, using language to manage learning, food, shopping, transportation, and health); a Cebuano-to-English glossary; a workbook containing exercises for each of the above topics; and Cebuano grammar notes corresponding to the preceding competencies and exercises. Appended materials include additional notes on grammar, syntax, morphology, negation, and common expressions. (MSE)

* Reproductions supplied by EDRS are the best that can be made *
* from the original document. *

ED 401 767

CEBUANO

LANGUAGE PACKET

U.S. DEPARTMENT OF EDUCATION
EDUCATIONAL RESOURCES INFORMATION
CENTER ERIC

This document has been reproduced
exactly as received from the person or organization
originating it.

Minor changes have been made to
improve reproduction quality.

Points of view or opinions stated in
this document do not necessarily represent
those of the ERIC Center.

BEST COPY AVAILABLE

FC:24780

2

Precedence

THE LANGUAGE PACKET

INTRODUCTION

To provide assistance to Peace Corps Volunteers in Pre-Service Training, the Language Staff have developed and compiled materials in your target language. This packet contains the following:

- * Core Competencies
- * Learning (TL) Fast
- * Booklet
- * Tape
- * Phrase Book
- * Glossary
- * Workbook
- * Grammar Notes

The **Core Competencies** were prepared based on recommendations from volunteers who participated in an assessment of the language training, including its curriculum, in the mid 80's. They contain gambits or expressions used in accomplishing a certain real life task. To provide for difference in learning pace basic, intermediate, and advanced gambits were included. These core competencies served as the basis for most materials in this packet.

Learning a (TL) Fast includes basic or commonly used expressions for greetings, leave takings, shopping, asking for directions, managing a conversation and introducing one's self. It also contains a list of pronouns, numbers and time words. An accompanying tape is provided to serve as a model in pronunciation for you.

The **Phrase Book** contains phrases and expressions in everyday communication and are presented according to situational topics relevant to the life of a Peace Corps Volunteer. An English translation is provided for each gambit to facilitate comprehension of its meaning. It is more extensive in scope compared with **Learning (TL) Fast**.

The **Glossary** provides a list of 800 or more words taken from the core competencies that would assist you in your social contacts for community entry. It has an appendix which is a catalog of verb roots to help you understand how a verb is inflected for focus, aspect, or mood.

The **Workbook** was developed due to the clamor of PCVs for written exercises. It contains varied written activities for vocabulary and grammar reinforcement. It also contains exercises for different levels of learners.

The **Grammar Notes** explains grammatical points that will assist you in understanding word and sentence structures of a Philippine language. This, in no way, is incomplete. It consists only of those points vital in your understanding of the gambits or vocabulary. It has an appendix which contains a summary of all grammatical points that were introduced and explained in the notes.

With these materials, we hope to make language learning fun and productive for you.

PAZ B. MEMAN
Language Specialist

LEARNING CEBUANO FAST

TABLE OF CONTENTS

	Page
1. Greetings
2. Leave takings
3. Expressing need for repetitions
4. Expressing curiosity
5. Expressing lack of knowledge in something
6. Shopping
7. Expressions of courtesy
8. Expressions of preferences, likes, dislikes, needs
9. Expressing discomfort and general disability
10. Asking for directions
11. Introducing self
12. Expressing/Inquiring about time
13. List of Pronouns
Question Words	
Numbers	
Time Words	

LEARNING CEBUANO FAST

Translations:

1. Greetings

Good morning.	Maayong buntag.	Good morning to you.	Maayong buntag.
Good afternoon.	Maayong hapon.	Good afternoon to you too.	Maayong hapon sab.
Good evening.	Maayong gabii.	Good evening.	Maayong gabii.
How are you?	Kumusta?/Kumusta ka?	Fine. And you?	Maayo, ikaw?
Where are you going?	Asa ka?/Asa ka muadto?	Somewhere.	Diha lang.
	Asa ka paingon?	There, at Shoe Mart.	Didto sa Shoe Mart.
Where did you come from?	Diin ka gikan?		

Note: These questions are used for greeting friends when meeting then on corridors, streets, etc.

2. Leavetakings

Ok.	Sige.
I'll see you.	Magkita na lang ta.
Goodbye.	Babay.

3. Expressing need for repetition

Wait	Kadiyut lang.
Please repeat	Usba palihog.
What did you just say?	Unsay imong gisulti?
Slowly please.	Hinay-hinay lang, palihog.

4. Expressing curiosity

What is "flower" in Cebuano?	Unsa ang "flower" sa Cebuano?/ Unsa'y Binisaya sa "flower"?	Flower	Bulak
What is this?	Unsa kini?		
What is that?	Unsa kana?		
Who is that?	Kinsa kana?		
What is your name?	Kinsay imong ngalan?		
Can you speak English?	Makasulti ka ba ug English?	A little.	Gamay lang./Diyutay lang.
Is there a telephone here?	Naa ba'y telepono dinhi?/ Duna ba'y telepono dinhi?	There is one. None.	Duna, usa lang. Wala./ Wa

5. Expressing lack of knowledge in something

Who is he/she?	Kinsa siya?	I don't know.	Wa ko kahibalo.
Where is <u>Name</u> ?	Asa si _____?	I don't know.	Wa ko kahibalo./Ambut.

6. Shopping

Inquiring about price.
Complaining about price.

How much is this?	Tagpila kini?	That's cheap.	Barato na kana.
How expensive it is!	Kamahal!	You may.	Duna/Mahimo/Pwede.
Can I get a discount?	Way hangyo?/Mahimong mohangyo?	How much discount do you like?	Pila'y imong gusto?
		No more discount.	Wa nay hangyo?

7. Expressions of Courtesy

Thank you.	Salamat.
You're welcome.	Way sapayan.
May I ask you something?	Mahimong mangutana?
Sorry.	Pasensya na.
Please (get it for me).	Palihog (kuhal).
Excuse me, (may I pass).	Tabi.....
	Please.
	Palihog.

8. Expressions of Preferences, likes, needs, dislikes.

I like this.	Gusto ko kini.
I don't like Coke.	Di ko gusto ug Coke.
I need some paper.	Kinahanglan ko ug papel.
I prefer Coke to Pepsi.	Mas gusto ko ug Coke kaysa Pepsi.
Never mind.	Sagdi lang./Way bale.

9. Expressing discomforts and general disability.

I think I'm sick.	Lain ang akong paminaw.
I have headache .	Sakit ang akong ulo./Labad ang akong ulo.
I have stomachache.	Sakit ang akong tiyan
I need a doctor.	Kinahanglan ko ug doktor.
Please call a doctor.	Palihog tawag ug doktor.
I'm tired	Kapoy ko./Gikapoy ako.
I'm dizzy.	Nalipong ko.
Where's the comfort room?	Asa man ang kasilyas?

10. Asking for directions

Where is the _____?	Asa ang _____?	Near _____.	Duol sa _____.
Is it far from here?	Layo ba dinhi?	No. It's over there.	Di/Dili. Didto lang.
It is near?	Duol ba?	Yes.	O/Oo.

11. Introducing self

I'm _____.	Ako si _____./Si _____ ako.
He/She's _____.	Siya si _____./Si _____ siya.

12. Expressing/Inquiring about time

What time is it?	Unsang orasa na?
What 's the date today?	Unsang petsaha karon?
Is (are, was, were) there a telephone here?	May telepono ba dinhi?

List of Pronouns

ako/ko
ikaw/ka
siya
kami
kita
kamo
sila

I
You (singular)
He, She
We (excluding listener)
We (including listener)
You (plural)
They

Numbers

usa / uno	(1)	onse	(11)
duha / dos	(2)	baynte	(20)
tolo / tres	(3)	baynte tres	(23)
upat / kwatro	(4)	kwarenta	(40)
lima / singko	(5)	singkwenta	(50)
unom / says	(6)	sesenta	(60)
pito / siete	(7)	setenta	(70)
walo / otso	(8)	otsenta	(80)
siyam / nuebe	(9)	nubenta	(90)
napu / dies	(10)	siento	(100)

Question Words

Kinsa?
Unsa?
Kanus-a?
Asa?
Diiin?

Who?
What?
When?
Where (direction/location)?
Where (direction/location)?
associated with action
completed
Why?
How?
How much (cost)?
Which (non-person)
Which (personal)
How much (quantity)?
Whose?

Ngano?
Unsaon?
Tagpila?
Asa
Kinsa
Pila
Kang kinsa

Time Words

karon/karong adlaw	Now, today
gahapon	Yesterday
ganina	A while ago
ugma	Tomorrow
unya	Late

On Sunday
Monday
Tuesday
Wednesday
Thursday
Friday
Saturday

Sa Domingo
Sa Lunes
Sa Martes
Sa Miyerkules
Sa Hwebes
Sa Biyernes
Sa Sabado

day before yesterday
last week
last month
last year
day after tomorrow
next week
next month
next year

niadtong usa ka adlaw
niaging semana
niaging buwan
niaging tuig
sa sunod na adlaw
sunod na semana
sunod na buwan
sunod tuig

I. GREETINGS/LEAVETAKINGS ON THE STREET

- | | |
|------------------------------------|---|
| 1. Good morning/afternoon/evening. | 1. Maayong buntag/hapon/gabi-i. |
| 2. Good morning, too. | 2. Maayong buntag sab/pod. |
| 3. Where are you going? | 3. Asa ka paingon?/Asa ka? |
| 4. Just there. | 4. Diha lang/ra. |
| 5. I am going to your place. | 5. Moadto ko sa inyong lugar/lugar ninyo. |
| 6. I am going to the market. | 6. Moadto ko sa merkado/tabu-an. |
| 7. Where have you been? | 7. Diin ka gikan?/Díin ka? |
| 8. When did you arrive? | 8. Kanus-a ka miabot/niabot? |
| 9. How are you? | 9. Kumusta ka? |
| 10. I am fine. And you? | 10. Maayo, ikaw? |
| 11. Fine, too/also. | 11. Maayo sab/pod/gihapon. |
| 12. Goodbye. | 12. Babay. |

II. VISITING A HOME

- | | |
|--|--------------------------------------|
| 1. Anybody home? | 1. Maayo./Tagbalay. |
| 2. Good morning/afternoon/evening. | 2. Maayong buntag/hapon/gabi-i. |
| 3. Oh, it's you. | 3. Uy, ikaw diay.. |
| 4. Come on up./Come in. | 4. Dayon/Saka/Sulod ngari. |
| 5. May I come in? | 5. Puwedeng mosulod/modayon? |
| 6. Please be seated | 6. Lingkod, palihog. |
| 7. Is there anything I can do for you? | 7. Unsa may ato?/Unsay ato? |
| 8. Would you care for a drink? | 8. Moinom ka ba?/Inom ta. |
| 9. I'm leaving now. | 9. Moadto na ko. |
| 10. I'm going home now. | 10. Mopauli na ko. |
| 11. It's getting late (at night). | 11. Ngitngit na./Gabi na. |
| 12. Let's go. | 12. Tana/Adto na ta. |
| 13. I'll go ahead. | 13. Mag-una ko (nimo). |
| 14. See you next time. | 14. Magkita na lang ta ug/ta'g usab. |
| 15. Come again. | 15. Balik-balik (lang). |
| 16. Goodbye. | 16. Babay. |
| 17. Thank you very much. | 17. Daghang salamat./Salamat kaayo. |

III. ASKING PEERS FOR BIOGRAPHICAL INFORMATION

- | | |
|---|---|
| 1. What's your name? | 1. Unsay ngalan mo/imong ngalan? |
| 1. How old are you? | 2. Pilay edad mo/imong edad? |
| 3. Where are you from? | 3. Taga-diin ka? |
| 4. Where in the U.S.? | 4. Asa/Diin sa Amerika? |
| 5. Where do you live here? | 5. Diin ka nagpuyo dinhi? |
| 6. Are you married? | 6. Minyo ka na/na ka? |
| 7. Who are your parents? | 7. Kinsa ang imong mga ginikanan? |
| 8. Are your parents still alive? | 8. Buhi pa ba ang imong mga ginikanan? |
| 9. How many brothers and sisters do you have? | 9. Pila igsoon nimo nga lalaki ug babaye?/
Pilay igsoon mong lalaki ug babaye? |
| 10. Is he your brother/father? | 10. Igsoon/tatay mo ba siya? |
| 11. Is she your sister/mother? | 11. Igsoon/nanay mo ba siya? |
| 12. What's your job? | 12. Unsay imong trabaho/trabaho nimo? |

IV. INTRODUCING ONESELF TO ELDERS/OFFICIALS

- | | |
|--|--|
| 1. I am _____. | 1. Ako po si _____. |
| 2. I am from _____. | 2. Taga- _____ ko/ako. |
| 3. I am _____ years old. | 3. _____ anyos na ako. |
| 4. I am a Peace Corps Volunteer. | 4. Peace Corps Volunteer ako. |
| 5. I work for the Department of Agriculture. | 5. Nagtrabaho ako sa D.A. |
| 6. I will work here for two years. | 6. Magtrabaho ako dinhi sa duha ka tuig. |

V. ASKING FOR AND GIVING DIRECTIONS

- | | |
|------------------------------------|-------------------------------------|
| 1. Excuse me. May I ask something? | 1. Kadyot lang. Puwedeng mangutana? |
| 2. Where is the _____? | 2. Hain/Asa ang _____? |
| 3. Where are you going? | 3. Asa ka moadto/paingon? |
| 4. I'm going to the office. | 4. Moadto ko sa opisina. |

- | | |
|---|--|
| 5. Are you going to town? | 5. Moadto ka sa lungsod? |
| 6. Is the church near? | 6. Duol ba ang simbahan? |
| 7. What place is this? | 7. Unang lugara 'ni? |
| 8. What's the name of this street? | 8. Unsay ngalan niining karsadaha? |
| 9. Please show me the place. | 9. Palihog ipakita nako ang lugar. |
| 10. What ride do I take? | 10. Unsay sakyang nako/ko? |
| 11. Where do I catch the jeepney/bus? | 11. Asa ko mosakay ug dyip/bus? |
| 12. Where will I get off? | 12. asa ko manaog? |
| 13. How much is the fare? | 13. Pila man ang plete? |
| 14. Is this the place? | 14. Mao ba 'ning lugara? |
| 15. Turn left after the bridge. | 15. Liko sa wala, unahan sa taytayan. |
| 16. Turn right at the corner. | 16. Liko sa tuo, diha sa kanto. |
| 17. His house is near the market. | 17. Duol sa merkado ang iya ng balay. |
| 18. The church is across the plaza. | 18. Naa sa atbang sa plasa ang simbahan. |
| 19. The hospital is behind the
municipal hall. | 19. Sa kilid sa munisipyo ang ospital. |
| 20. The school is behind the church. | 20. Naa sa likod sa simbahan ang
eskuwelahan. |

VI. BUYING AND BARGAINING AT THE MARKET

- | | |
|--|---|
| 1. What would you like to buy, ma'am? | 1. Unsay gusto nimong paliton, ma'am?/
Unsay imong paliton, ma'am? |
| 2. How much is this? | 2. Tagpila kini/'ni? |
| 3. How much is a kilo? | 3. Tagpila ang kilo? |
| 4. It's too expensive. | 4. Kamahal kaayo. |
| 5. Is there a discount? | 5. Wala na bay hangyo? |
| 6. This is cheap. | 6. Barato na 'ni. |
| 7. How much do you want? | 7. Pilay gusto mo/nimo? |
| 8. Can you give it for P1.00? | 8. Piso na lang?/Ikahatag ba nimog piso? |
| 9. Give me a kilo of potatoes. | 9. Taga-e ko ug usa ka kilong patatas. |
| 10. Here is my payment. | 10. Bayad, o. |
| 11. Here is your change. | 11. Sukli mo. |
| 12. Is there anything else? | 12. Unsa pa./Naa pay lain/uban? |
| 13. C'mon. (An expression used to persuade | 13. Sige na. |

the vendor to meet your terms.)

14. (I am your) regular customer.

14. Suki.

VII. SHOPPING AT A DEPARTMENT STORE

- | | |
|----------------------------------|---------------------------------------|
| 1. How much is this? | 1. Tagpila kini/'ni? |
| 2. Are your prices fixed? | 2. Wala na bay hangyo? |
| 3. Do you accept checks? | 3. Modawat mo ug tseke? |
| 4. Can I choose? | 4. Puwedeng makapili/mopili? |
| 5. May I see that? | 5. Patan-awa ko ana./Tan-awan ko 'na? |
| 6. Can I try it on? | 6. Puwedeng isukod?/Pasukod/Solayi? |
| 7. It's a little bit tight. | 7. Hugot-hugot ug gamay/diyutay. |
| 8. It's a little bit big. | 8. Daku-daku ug gamay/diyutay. |
| 9. It fits me. | 9. Sakto kini/'ni nako./Sakto nako. |
| 10. Does it shrink when washed? | 10. Mokulo/Moku ba ni ug malabhan? |
| 11. How many yards will you get? | 11. Pila ka yarda ang kuhaon mo? |
| 12. Please wrap it. | 12. Pusta palihog/Putosa palihog. |

VIII. EXTENDING AN INVITATION TO A MEETING AS :

(a) Guest Speaker

- | | |
|--|---|
| 1. Our group is planning to have a meeting on family planning. | 1. May plano ang _____ nato nga magmiting 'ta sa <i>family planning</i> . |
| 2. We would like to invite you to talk about family planning. | 2. Gusto namon imbitaron ka aron pasultihon bahin sa <i>family planning</i> . |
| 3. We will be honored if you accept the invitation. | 3. Dako namong dungog ug dawaton mo ang imbitasyon. |
| 4. Who will be at the meeting? | 4. Kinsa ang moapil sa miting? |

(b) Participant

- | | |
|---|---|
| 1. We will have a meeting on Tuesday. | 1. May miting 'ta sa Martes. |
| 2. It would be nice to have you there. | 2. Labing maayo kung tu-a ka. |
| 3. We will talk about family planning. | 3. Maghisgut/mag-estoryahay 'ta bahin bahin sa <i>family planning</i> . |
| 4. The meeting will start at 8 AM. | 4. Magsugod ang miting alas otso sa buntag. |
| 5. Our guest speaker will be in at 7:30. | 5. Tu-a na ang <i>guest speaker</i> 7:30 sa buntag. |
| 6. It would be good if we are there before the guest speaker. | 6. Labing maayo ug tu-a na 'ta una pa moabot ang <i>guest speaker</i> . |
| 7. Will you be able to come? | 7. Makaadto ka ba/kaha? |
| 8. I'll see you there. | 8. Magkita na lang 'ta didto. |
| 9. I'll be expecting you there. | 9. Magpaabot ko nimo. |

IX. EXTENDING AN INVITATION TO A PARTY

- | | |
|---|---|
| 1. There will be a party at my house on Sunday. | 1. May <i>party</i> /May hikay sa balay karong Linggo. |
| 2. I would like to invite you to the party. | 2. Gusto kong imbitaron ka. |
| 3. Could you come? | 3. Makaadto ka ba? |
| 4. Bring along your sister/friend. | 4. Pakuyoga/Paubana ang imong igsoon nga babaye/amiga/higala. |
| 5. Many of our friends will come. | 5. Kasagaran/Kadaghanan sa atong mga amigo moadto. |
| 6. The party will be on Sept. 10 at 5:00 PM. | 6. Sa Sept. 10, alas singko sa hapon ang <i>party</i> /hikay. |
| 7. It will be an informal get-together. | 7. Inato-ato ra god na . |
| 8. We will expect you. | 8. Magpaabot 'mi nimo. |

X. REFUSING AN INVITATION

- | | |
|--|--|
| 1. I'm sorry, I won't be able to come because I have lots of things to do. | 1. Pasensya lang, dili ko makaadto kay daghan ko ug trabahoon/buluhaton. |
| 2. I can't assure you of my presence because I have lots of things to do. | 2. Dili ko makasiguro nimo kay daghan ko ug buhaton. |
| 3. I will not be able to attend because I have a meeting at _____. | 3. Dili ko makaadto kay may miting ko sa _____. |
| 4. I will try next time. | 4. Sa sunod na lang./Sulayan ko sa sunod. |
| 5. Thanks anyway for the invitation. | 5. Salamat na lang sa imbitasyon. |

XI. INVITATIONAL EXPRESSIONS

- | | |
|-----------------------------|--------------------------------------|
| 1. Come visit/see us. | 1. Bisitahi mi diri./Pakigkita namo. |
| 2. Drop in. | 2. Hapit una/usa. |
| 3. Please come with me. | 3. Kuyogi/Ubani ko, palihog. |
| 4. Let's take a walk. | 4. Manuroy/Manlakaw ta. |
| 5. Come, let's go to _____. | 5. Tana, moadto ta sa _____. |
| 6. Let's rest for a while. | 6. Mamahuway ta ug kadiyot/kadali. |
| 7. Please help me. | 7. Palihog tabangi ko. |
| 8. Anytime./All the time. | 8. Bisan unsang orasa. |

XII. MEAL TIME

- | | |
|-------------------------------------|---|
| 1. I'm hungry now. | 1. Gutom /Gigutom ko. |
| 2. Have you eaten yet? | 2. Mikaon ka na?/Mikaon na ka? |
| 3. Yes, sometime ago. | 3. Oo, kaganiha lang. |
| 4. Are we going to eat now? | 4. Mokaon na ba ta karon? |
| 5. Let's eat. | 5. Magaon ta. |
| 6. Come join us. | 6. Dali, mangaon ta. |
| 7. The table is set./Food is ready. | 7. Andam na ang lamisa./
Andam na ang pagkaon. |
| 8. Do you like _____? | 8. Gusto nimo ang _____? |

- | | |
|---|---|
| 9. Please pass the _____. | 9. Palihog ko'g dunol sa _____. |
| 10. The food is delicious. | 10. Lami ang pagkaon. |
| 11. Please take some more. | 11. Palihog kuha pa/kuha lang. |
| 12. I have good appetite. | 12. Ganado ko. |
| 13. I don't have any appetite. | 13. Wala koy gana. |
| 14. What do we have for breakfast/
lunch/dinner? | 14. Unsay atong pamahaw/paniudto/
panihapon? |
| 15. We are through eating. | 15. Tapos na tag kaon. |
| 16. I am full. | 16. Busog na 'ko. |
| 17. That's enough, thank you. | 17. Sakto na, salamat. |
| 18. That was a good meal! | 18. Maayong pagkaon kadto. |

XIII. LOOKING FOR A PERSON

- | | |
|--|--|
| 1. Is the mayor in? | 1. Ni-a ba ang meyor? |
| 2. Where is he? | 2. Hain siya miadto? |
| 3. Will he be out for a long time? | 3. Magdugay kaha siya?/Dugay pa siya? |
| 4. What time will he be back? | 4. Unsay orasa siya mobalik? |
| 5. May I wait for him? | 5. Puwede kahang maghulat/
maghuwat ko niya? |
| 6. I'm looking for _____. | 6. Nangita ko si _____. |
| 7. Do you know where he/she lives? | 7. Nahibawo ka ba kung asa siya nag-estar? |
| 8. He is my friend and I want to
to him. | 8. Ako siyang amigo ug gusto ko
makig-istorya niya. |
| 9. Please tell him I came by. | 9. Palihog ko ug sulti nga mianhi ko/ako. |
| 10. Please tell him I'm coming back on ____. | 10. Palihog ko ug sulti nga mobalik ko sa ____ |

XIV. MAKING A TELEPHONE CALL

- | | |
|--|---|
| 1. Good morning/afternoon/evening. | 1. Maayong buntag/hapon/gabi-i. |
| 2. Can I speak to _____? | 2. Puwedeng makigsulti ni _____. |
| 3. Who's on the line, please? | 3. Kinsa 'ni, palihog? |
| 4. Hold on./Wait a minute. | 4. Kadiyot lang/Hulat ug kadiyot. |
| 5. Is Mr./Miss _____ around? | 5. Naa ba si Mr./Miss _____? |
| 6. No, he/she is not around. | 6. Wala siya diri karon. |
| 7. He/She went to _____. | 7. Miadto siya sa _____. |
| 8. When is he/she coming back? | 8. Kanus-a siya mobalik? |
| 9. What time is he/she coming back? | 9. Unsang orasa siya mobalik? |
| 10. Please tell him/her that _____ called. | 10. Palihog sultihi nga mitawag si _____. |
| 11. Thank you. | 11. Salamat. |
| 12. You are welcome. | 12. Way sapayan. |

XV. LENDING AND BORROWING

- | | |
|--|---|
| 1. Do you have a _____? | 1. Naa kay _____? |
| 2. May I borrow it? | 2. Pahuwana ko, puwede? |
| 3. Of course. | 3. Pwede/Siyempre. |
| 4. When do you think you can return it? | 4. Kanus-a man nimi iuli? |
| 5. Can you return it tonight? | 5. Mauli ba nimo unyang /karong gabi-i? |
| 6. I can't lend you my _____
because I'm going to use it. | 6. Dili nako ikapanhuwam nimo ang
kay _____ akong gamiton. |
| 7. Please take care of it. | 7. Ampingi baya na. |
| 8. May I borrow it until tonight? | 8. Puwedeng huwamon ko ni hangtud
unyang gabi-i? |
| 9. I don't have it. | 9. Wala ko ana. |
| 10. It was borrowed by _____. | 10. Gihuwaman ni _____. |

XVI. TIME

- | | |
|-------------------------------|--|
| 1. What time is it? | 1. Unsang orasa na?/Unsa nang orasa? |
| 2. It's ten o'clock. | 2. Alas diyes na. |
| 3. It's 1:30 P.M. | 3. Ala una y media sa hapon. |
| 4. What day is today? | 4. Unsang adlaw karon? /
Unsa rong adlaw? |
| 5. Today is Monday. | 5. Lunes karon. |
| 6. Tomorrow is Tuesday. | 6. Martes ugma. |
| 7. Yesterday was Sunday. | 7. Dominggo kahapon. |
| 8. What date is Friday? | 8. Unsang petsaha sa Biyernes? |
| 9. When is your birthday? | 9. Kanus-a ang adlaw nimo? |
| 10. It's time for merienda. | 10. Ting-meryenda na. |
| 11. When are you leaving? | 11. Kanus-a ka molarga? |
| 12. When are you coming back? | 12. Kanus-a ka mobalik? |

XVII. WEATHER

- | | |
|--|---|
| 1. It's warm. | 1. Kaalimot/init. |
| 2. It's cold. | 2. Katugnaw. |
| 3. It's windy. | 3. Kahayahay/Kahangin. |
| 4. It looks like it's going to rain. | 4. Murag moulan/mouwan. |
| 5. It's raining hard. | 5. Kakusog sa ulan/uwan. |
| 6. It looks like a typhoon might be coming. | 6. Murag bagyuhon. |
| 7. A lot of trees were hit by the lightning. | 7. Daghang kahoy nga naigo sa kilat. |
| 8. A lot of people died during the earthquake. | 8. Daghang tawong nangamatay sa linog. |
| 9. It's drizzling. | 9. Nagtaligsik. |
| 10. It rained very hard yesterday. | 10. Nag-ulan ug kusog kahapon. |
| 11. The road is muddy because it's rainy season already. | 11. Malapok ang karsada kay ting-uwan na. |
| 12. It's very hot because it's dry season already. | 12. Alimuot kaayo kay ting-init na. |
| 13. It's really very hot in the summertime. | 13. Alimuot kaayo sa ting-init. |

XVIII. ON PHYSICAL DISCOMFORTS

- | | |
|---|---|
| 1. How do you feel? | 1. Naunsa ka?/Unsay paminaw /gibati nimo |
| 2. I'm not feeling well. | 2. Lain ang gibati/paminaw ko. |
| 3. I am tired. | 3. Gikapoy ko. |
| 4. I think I' going down with a fever. | 4. Murag kahilanaton ko. |
| 5. My throat hurts. | 5. Sakit ang tutunlan ko. |
| 6. I'm sick. | 6. May sakit ko. |
| 7. I have a toothache. | 7. Sakit ang akong ngipon. |
| 8. My back aches. | 8. Sakit ang likod ko/akong likod. |
| 9. My neck hurts. | 9. Sakit ang li-og ko. |
| 10. I have a stomach ache. | 10. Sakit ang tiyan ko. |
| 11. I have diarrhea. | 11. Nagkalibang ko. |
| 12. My foot itches. | 12. Katol ang akong tiil. |
| 13. I feel cold. | 13. Gitugnaw ko. |
| 14. I feel dizzy. | 14. Nalipong ko. |
| 15. I'm nauseated. | 15. Kasukaon ko. |
| 16. Are you sick? | 16. May sakit ka ba? |
| 17. How long have you been sick? | 17. Kanus-a ka pa may sakit? |
| 18. Do you have fever? | 18. May hilanat ka ba? |
| 19. Does it hurt? | 19. Sakit ba? |
| 20. How are you feeling now? | 20. Unsa na ang paminaw mo karon? |
| 21. Are you feeling better? | 21. Maayo na ba ang mong pamati? |
| 22. Has the child been crying a lot? | 22. Nagsige ba ug hilak ang bata? |
| 23. Hold the child please. | 23. Palihog ko ug kupot sa bata. |
| 24. Show it to me. | 24. Ipakita nako. |
| 25. Open your mouth. | 25. Bukha/Nganga ang imong baba. |
| 26. You need medicine/injection. | 26. Kinahanglan o ang tambal/ <i>injection</i> . |
| 27. Take this pill. | 27. Imna ning tabletas. |
| 28. Swallow it. | 28. Lamuya/Lamya/Tunla na. |
| 29. Take this every four hours. | 29. Tumara ni kada upat ka oras. |
| 30. Put a little of this on your
_____ everyday. | 30. Pagbutang ug diyutay niini _____
kada adlaw. |
| 31. Don't let it get dirty. | 31. Ayaw pasagdi nga magkahugaw. |
| 32. Don't scratch it. | 32. Ayaw ug kawota.kalota. |

33. I'm thirsty.
34. I'm sleepy.
35. I'm lazy.
36. I don't feel well today.

33. Nauuhaw ako.
34. Gi-uhaw ko.
35. Katulgon/Katugon ko.
36. Gitapulan/Gitamad ko.

XIX. EXPRESSING ANNOYANCE, DISAPPOINTMENT, OR FRUSTRATION

1. What took you so long?
2. Oh my!
3. It's your fault.
4. It's too late.
5. It's a waste.
6. What a shame!
7. I told you so.
8. It's none of your business.
9. That's not right.
10. That's nothing serious.
11. How irritating/annoying!
12. How vulgar!
13. How awful!
14. Well!
15. So there.
16. Of course./Naturally.
17. Really?

1. Nganong nadugay ka?
2. Ay, sus!
3. Sala nimo/Tungod nimo/Ikaw man gyud
4. Ulahi na./Uwahi na.
5. Ka usik./Lo-oy kaayo.
6. Makauulaw/Makauuwaw!
7. Gi-ingnan ta ka./Nag-ingon pa ko nimo.
8. Wa kay labot.
9. Dili na mao./Di na tinuod.
10. Way bale na.
11. Makalagot/Makapungot/Buwisit..
12. Bulgar kaayo/Bastos!
13. Kalain/Haskang laina!
14. Hinuon!
15. Mao kana.
16. Siyempre./Natural.
17. Tinuod/Di-ay.

XX. COMMON COURTESIES

1. Thank you.
2. You're welcome.
3. Excuse me./I'm sorry.
4. I didn't mean to do it.
5. Please don't be offended.
6. May I pass?
7. I don't understand.

1. Salamat.
2. Way sapayan.
3. Tabi una./Pasayloa ko.
4. Dili tinuyo/Wala nako tuyo-a.
5. Ayawlang ug kasuko.
6. Paagi-a ko.
7. Wa ko kasabot.

- | | |
|---------------------------------------|------------------------------|
| 8. I don't know. | 8. Ambot. |
| 9. Just a minute./One moment, please. | 9. Kadiyot/Kadali lang. |
| 10. Please speak slowly. | 10. Palihog hinaya pagsulti. |
| 11. Please repeat. | 11. Usba palihog. |
| 12. I beg your pardon. | 12. Una pa/Unsya gisulti mo? |

XXI. FRIENDLY BANTERING

- | | |
|---|-------------------------------|
| 1. Anything you say. | 1. Basta ikaw. |
| 2. Cool down./Relax. | 2. Kalma lang. |
| 3. Lazybones. | 3. Tapulan. |
| 4. Crazy! | 4. Buang/Buang-buang |
| 5. Stupid/Simpleton! | 5. Tanga. |
| 6. Braggart | 6. Hambug. |
| 7. That's not true!(response to flattery) | 7. Dili na tinu-od. |
| 8. Rude/Crude/Dirty-minded. | 8. Bastos./Hugaw ug huna-huna |
| 9. Shameless. | 9. Waly uwaw! |
| 10. Liar! | 10. Bakakon! |
| 11. Cheapskate! | 11. Kuripot! |

XXII. EXPRESSING FAITH/RESIGNATION TO FATE

- | | |
|------------------------------------|----------------------------|
| 1. (Just) Be patient. | 1. Pasensiya lang. |
| 2. By God's grace. | 2. Grasya sa Diyos/Ginoo. |
| 3. God willing. | 3. Pagbuot sa Diyos/Ginoo. |
| 4. Come what may. | 4. Bahala na. |
| 5. Patience. | 5. Pasensiya. |
| 6. You can't do anything about it. | 6. Wala /Wa kay mahimo. |

XXIII. MAKING CONCESSIONS

- | | |
|---------------------------|--------------------------------|
| 1. Go ahead. | 1. Sige, padayon. |
| 2. Please do. | 2. Sige lang. |
| 3. What now?/What's next? | 3. Unsa man karon/Unsay sunod? |

XXIV. EXPRESSING APPRECIATION/PRAISE

- | | |
|--|---------------------------------------|
| 1. You have a pretty dress. | 1. Nindot ang imong sinina. |
| 2. You have a beautiful, very healthy child. | 2. Guapa ang imong anak,himsog kaayo. |
| 3. Your place is nice. | 3. Nindot ang inyong lugar. |
| 4. I like it here; it's peaceful | 4. Gusto ko dinhi,malinawon/mingaw. |
| 5. You're a good cook. | 5. Maayo ka nga kusinera/kusinero. |
| 6. You speak good English. | 6. Maayo ka mosulti ug English. |
| 7. I appreciate what you've done for me. | 7. Ganahon ko niadtong imong gibuhat. |
| 8. I like that. | 8. Gusto ko 'na. |

XXV. MISCELLANEOUS EXPRESSIONS

- | | |
|------------------------------|--|
| 1. Never mind. | 1. Ayaw na lang./pasagdi. |
| 2. No big deal./No problem. | 2. Way kaso/problema. |
| 3. It's up to you. | 3. Ikaw ang bahala . |
| 4. Why not? | 4. Nganong dili? |
| 5. I'm in a hurry. | 5. Nagdali ko. |
| 6. Do you have loose change? | 6. May sinsilyo/sinsiyo ka? |
| 7. Should it be? | 7. Mao kana?/Ingon ana? |
| 8. Are you sure? | 8. Sigurado ka?/Tinuod ka? |
| 9. Are you finished/done? | 9. Tapos ka na?/Human ka na? |
| 10. Not yet./None yet. | 10. Dili/Di pa./Wala/Wa pa. |
| 11. What are you doing? | 11. Nag-unsa ka? |
| 12. Do you know him/her? | 12. Nahibalo/Nahibawo/Nakaila ka niya? |
| 13. I'll do it./I'll get it. | 13. Ako na. |

- | | |
|-----------------------------------|--|
| 14. Come here. | 14. Dali ngari/Dali ra gud/Ngari usa. |
| 15. Who is your companion? | 15. Kinsay kauban/kuyog nimo? |
| 16. Come with me. | 16. Du-ol/Dali nako/ngari. |
| 17. I know him/her. | 17. Kaila nako siya. |
| 18. I don't remember. | 18. Wa ko makahinumdom. |
| 19. I forgot. | 19. Nakalimot ko. |
| 20. What is this? | 20. Unsa kini/'ni? |
| 21. What is that/that over there? | 21. Unsa kana/'na?/Unsa kadto/'to? |
| 22. Whose money is that? | 22. Kang kinsang kuwarta na? |
| 23. Why not? | 23. Nganong dili? |
| 24. Maybe/Perhaps. | 24. Basin pa./Tingali.. |
| 25. I thought. | 25. Abe nako. |
| 26. Even then. | 26. Bisan pa. |
| 27. I wish. | 27. Unta. |
| 28. You see. | 28. Kita mo? |
| 29. That's too much. | 29. Sobra na 'na. |
| 30. I don't like that. | 30. Dili ko na. |
| 31. I have no time. | 31. Wa koy oras. |
| 32. Don't forget. | 32. Ayaw ug/ Ayaw'g kalimot. |
| 33. Do it yourself. | 33. Buhata lang./Buhata sa imong
kaugalingon./Buhata kutobsa
imong mahimo. |

XXVI. DIRECTION WORDS AND EXPRESSIONS

- | | |
|-------------------|----------------------------|
| 1. above/on | 1. itaas/igbaw/ibabaw |
| 2. under/below | 2. ubos/silong/ilawom |
| 3. beside | 3. kilid sa/daplin/kiliran |
| 4. near | 4. du-ol |
| 5. in/inside | 5. sa sulod/sulod |
| 6. outside | 6. gawas |
| 7. in front | 7. atbang/atubangan |
| 8. behind/back | 8. likod |
| 9. between/middle | 9. taliwala/taliwa/tunga |
| 10. far from | 10. layo sa |

11. here	11. dinhi
12. there	12. diha
13. over there	13. didto
14. up	14. taas/itaas
15. down	15. ubos
16. across	16. atbang
17. on the corner	17. sa eskina
18. this	18. kini/ni
19. that	19. kana/na
20. that over there	20. kadto/to
21. to the left/turn left	21. sa wala/liko sa wala/pawala
22. to the right/turn right	22. satu-o/liko sa tu-o/patuo
23. straight ahead/go straight	23. diretso/diretso lang

XXVII. TIME WORDS AND EXPRESSIONS

1. a few days ago	1. milabay ang pila ka adlaw/ sa miaging pila ka adlaw
2. after/and then	2. pagkatapos/pagkahuman/unya
3. afternoon	3. hapon
4. again	4. utro/usab
5. always	5. pirmi/kanunay
6. at times/sometimes	6. sa oras/usahay
7. before (an action)	7. sa dili/di pa
8. date	8. petsa
9. dawn	9. kaadlawon
10. day	10. adlaw
11. day after tomorrow	11. sunod ugma
12. day before yesterday	12. niadtong usa ka adlaw
13. earlier/a while ago	13. sa sayo/dili pa dugay
14. early	14. sayo
15. evening	15. gabi-i
16. every	16. kada/matag
17. everyday	17. adlaw-adlaw/matag adlaw/ kada adlaw

18. every Monday	18. kada/matag Lunes
19. half	19. tunga/midya
20. hour	20. oras
21. immediately	21. karon dayon
22. just/only	22. lang
23. later	23. unya/unya na
24. last night	24. kagabi-i
25. last week	25. sa miaging semana/niadtong usa ka semana/niadtong milabay nga semana
26. last year	26. sa miaging tuig/ niadtong milabay ka tuig
27. many times	27. sa makadaghan
28. midnight	28. tungang gabi-i
29. month	29. buwan/bulan
30. next year	30. sa susnod ka tuig
31. noon	31. udto
32. now	32. karon
33. often	33. permi
34. on Monday	34. sa Lunes
35. once/at one time	35. ka usa/panagsa
36. seldom	36. tagsaon/talagsaon
37. someday	37. ugma damlag
38. soon/almost	38. dayon/dapit na
39. this morning	39. karong buntag
40. times	40. beses
41. today	41. karong adlaw
42. tomorrow	42. ugma
43. tonight	43. karong gabi-i
44. until	44. hangtud
45. used to	45. anad na/naanad
46. usually	46. kasagaran
47. while	47. mentras
48. year	48. tuig
49. yesterday	49. kagahapon
50. yesterday afternoon	50. kagahapon sa hapon

XVIII. EXPRESSING QUANTITY

- | | |
|----------------------------------|----------------------------------|
| 1. all | 1. tanan |
| 2. bundle | 2. bugkos |
| 3. can | 3. lata |
| 4. excess/more than | 4. sobra/kapin ug |
| 5. few/little | 5. diyutay/gamay |
| 6. five | 6. lima |
| 7. full/filled | 7. puno/gisudlan |
| 8. hundred | 8. gatos |
| 9. many/much/plenty | 9. daghan/abunda kaayo |
| 10. one | 10. usa |
| 11. pile | 11. kamada |
| 12. twenty | 12. baynte |
| 13. twenty centavos each | 13. tagbante sentimos kada usa |
| 14. two | 14. duha |
| 15. two for twenty-five centavos | 15. duha, baynte singko sentimos |
| 16. whole/entire | 16. tanan/tibuok/intero |

XIX. COLORS

- | | |
|------------|---------------|
| 1. black | 1. itum |
| 2. blue | 2. asul |
| 3. brown | 3. kape |
| 4. gold | 4. bulawan |
| 5. green | 5. berde |
| 6. gray | 6. abuhun |
| 7. orange | 7. orens |
| 8. pink | 8. rosa |
| 9. red | 9. pula |
| 10. violet | 10. bayole |
| 11. white | 11. puti |
| 12. yellow | 12. dalag/dag |

XXX. DESCRIBING PEOPLE

- | | |
|--------------------------|------------------------------------|
| 1. angry | 1. suko |
| 2. bad | 2. ma-ut |
| 3. beautiful/pretty | 3. guapa/angayan |
| 4. big | 4. dako |
| 5. careful/cautious | 5. maampingon/pagmatngon |
| 6. clean | 6. limpyo |
| 7. conceited/boastful | 7. hambug |
| 8. dark complexioned | 8. tabunon |
| 9. gentlemanly | 9. buotan |
| 10. handsome | 10. guapo |
| 11. happy/cheerful | 11. malipayon/saya |
| 12. honest/sincere | 12. matinud-anon |
| 13. humble | 13. mapaubsanon |
| 14. ignorant | 14. ignorante/way kabangkaagan |
| 15. intelligent/wise | 15. brayt/makamao/ways/intelihente |
| 16. mischievous/naughty | 16. malditopilyo/pilya |
| 17. modest/refined | 17. hinhin/pino |
| 18. noisy | 18. sabaan/banhaan |
| 19. old | 19. tigulang/tiguwang |
| 20. pitiful | 20. makalulu-oy |
| 21. polite/courteous | 21. matinahuron |
| 22. rich | 22. datu/datunahon |
| 23. diligent/hardworking | 23. kugihan |
| 24. dirty | 24. hugaw/bulingon/lago |
| 25. drunk | 25. hubog |
| 26. fair-complexioned | 26. puti ug panit |
| 27. sad | 27. nagsubo/naguol |
| 28. short | 28. mubo |
| 29. shy | 29. mauwawon/maulawon |
| 30. slow | 30. hinayan/hinay |
| 31. small | 31. gamay |
| 32. snobbish | 32. isnabera/mau't |
| 33. stout/fat | 33. tambok |

34. strict
35. strong
36. stupid/dumb
37. tall
38. talkative
39. thin/slim
40. ugly
41. young
42. pregnant

34. estrikta/estrikto
35. kusgan/kusog
36. buang/bugo
37. taas
38. tabian/babaan/sabaan
39. niwang/daut
40. maut/ngil-ad/baul
41. bata-on/bata pa
42. mabdus/nagsabak

XXXI. DESCRIBING OBJECTS AND CONDITIONS

1. blunt
2. cheap
3. clean
4. deep
5. destroyed/broken
6. dry
7. durable
8. empty
9. expensive
10. foul-smelling
11. fragrant
12. full/filled
13. hard/tough
14. heavy
15. high
16. light
17. long
18. loose
19. low
20. old
21. rugged
22. shallow
23. sharp

1. habu'
2. barato
3. limpyo
4. lalum
5. gubâ-on/bu-ak
6. ugá
7. lig-on
8. busiyo
9. mahal
10. bahô
11. humot
12. punô
13. gahi
14. bug-at
15. taas/habog
16. ga-an
17. ta-as
18. lu-ag
19. mubo/ubos
20. daan/karaan
- 21.
22. mabaw
23. ha-it

24. short
25. small
26. smooth/fine
27. smooth/levelled
28. soft/tender
29. square
30. straight
31. thick/dense
32. thin
33. wet
34. wide

24. mubo
25. gamay
26. hamos/pino
- 27.
28. humok
29. kwadrado
30. tul-id
31. bagâ
32. nipis/niwang
33. basâ
34. lapad

XXXII. DESCRIPTIVE WORDS FOR CLOTHES

1. bright colored
2. faded
3. pressed/ironed
4. tight/smug
5. stained
6. wrinkled/creased

1. hayag
2. lubaron
3. inutaw
4. hu-ot
5. mansado
6. lumî/kusnot

XXXIII. DESCRIPTIVE WORDS FOR FOOD

1. alive
2. bitter
3. bland
4. cold
5. cooked
6. crisp
7. decayed/spoiled/rotten
8. delicious/tasty
9. fresh
10. hot/warm
11. hot as in pepper

1. buhi
2. pa-it
3. tab-ang
4. bug-naw
5. lutô
6. kagubkob
7. pan-os/latâ
8. lamî/lami-an
9. lab-as/presko
10. init
11. halang/haang

12. mature/ripe
13. nutritious
14. raw
15. ripe (for fruits)
15. salty
16. sour
17. sweet
18. young

12. hinog/gulang
13. masustansya
14. hilaw
15. hinog
15. parat
16. aslom
17. tam-is
18. lingshod

XXXIV. DESCRIPTIVE WORDS FOR THE WEATHER

1. bad
2. bright/clear
3. cloudy
4. dark
5. dusty
6. humid
7. muddy
8. rainy
9. windy

1. dautan
2. hayag
3. mapanganuron
4. dag-om
5. abogon
6. init/alindanga
7. lapokon
8. ulanon
9. hangin/hanginon

XXXV. BODY PARTS

1. arm
2. armpit
3. back
4. body
5. bone
6. breasts
7. buttocks
8. cheek
9. chest
10. ear
11. elbow

1. bukton
2. ilok
3. buko-buko
4. lawas
5. bukog
6. suso/totoy
7. lubot
8. aping
9. dughan
10. dung-gan
11. siko

12. eye	12. mata
13. eyelashes	13. pilok
14. face	14. nawang
15. feet	15. ti-il
16. finger	16. tudlo
17. fontanel	17. hubon
18. forehead	18. agtang
19. hand	19. kamot
20. hair	20. buhok
21. head	21. ulo
22. heart	22. kasingkasing
23. heel	23. tikod
24. hip	24. bat-ang
25. leg	25. bali-is
26. lip	26. ngabil
27. mouth	27. bâbâ
28. nail	28. kuko
29. nape	29. tangkogo
30. nose	30.
31. palm	31. palad
32. penis	32. otin
33. shoulder	33. abaga
34. skin	34. panit
35. sole	35. lapa-lapa
36. stomach	36. tiyan
37. thigh	37. paa
38. toe	38. tudlo sa tiil
39. tongue	39. dila
40. tooth	40. ngipon
41. vagina	41. bilat
42. waist	42. ha-wak

XXXVI. PARTS OF A PLANT

- | | |
|----------------|----------|
| 1. bud | 1. potot |
| 2. flower | 2. bulak |
| 3. leaf | 3. dahon |
| 4. root | 4. gamot |
| 5. seed | 5. liso |
| 6. stem/branch | 6. sanga |

XXXVII. PARTS OF A TREE

- | | |
|-----------|------------|
| 1. bark | 1. panit |
| 2. flower | 2. bulak |
| 3. leaf | 3. dahon |
| 4. root | 4. gamot |
| 5. trunk | 5. puno-an |
| 6. twig | 6. sanga |

XXXVIII. VEGETABLES

- | | |
|---------------------------|-------------------|
| 1. banana blossoms | 1. pusô sa saging |
| 2. bean sprouts | 2. tawgi |
| 3. bitter melon/ampalaya | 3. paliya |
| 4. cabbage | 4. repolyo |
| 5. cassava | 5. kamoteng kahoy |
| 6. chinese cabbage/pechay | 6. petsay |
| 7. corn | 7. mais |
| 8. cucumber | 8. pipino |
| 9. garlic | 9. ahos |
| 10. ginger | 10. luy-a |
| 11. horse radish | 11. |
| 12. lettuce | 12. letis |
| 13. lima beans | 13. |
| 14. mongo beans | 14. mongos |

- | | |
|---------------------------|-----------------|
| 15. mushroom | 15. |
| 16. mustard | 16. mustasa |
| 17. okra | 17. okra |
| 18. onion | 18. ahos |
| 19. pepper | 19. sili |
| 20. potato | 20. patatas |
| 21. raddish | 21. rabanos |
| 22. snap beans | 22. |
| 23. snow peas | 23. |
| 24. soy beans | 24. |
| 25. string beans | 25. batong |
| 26. squashpumpkin | 26. kalbasa |
| 27. swamp cabbage | 27. |
| 28. sweet potato | 28. kamote |
| 29. taro | 29. |
| 30. tomato | 30. tamates |
| 31. white squash | 31. balanliyong |
| 32. winged beans | 32. |
| 33. yam (violet in color) | 33. ube |
| 34. yam (native turnip) | 34. gabi |

XXXIX. FRUITS

- | | |
|-----------------------------|--------------|
| 1. apple | 1. masanas |
| 2. banana | 2. saging |
| 3. black Java plum | 3. lomboy |
| 4. breadfruit | 4. kolo |
| 5. calamansi (native lemon) | 5. lemonsito |
| 6. cantaloupe | 6. melon |
| 7. cashew | 7. kasoy |
| 8. chestnut | 8. |
| 9. coconut | 9. butong |
| young | |
| full of soft meat | |
| 10. grape | 10. ubas |

11. guava
12. jackfruit
13. lanzones
14. mango
15. orange
16. papaya
17. peanut
18. pomelo
19. sapodilla fruit
20. star apple
21. sugar apple
22. water melon

11. bayabas
12. nangka
13. buwahan/lansones
14. manga
15. orens
16. kapayas
17. mani
18. bu-ongan
- 19.
20. kaymito
21. atis
22. pakwan

XL. TREES

1. abaca/Manila hemp
2. bamboo
3. cocoa
4. coconut
5. coffee
6. kapok
7. mahogany
8. molave
9. narra
10. needle pine
11. palms
 - anahaw
 - huri
 - nipa
12. rattan
13. rubber

1. abaca
2. kawayan
3. kakaw
4. lubi
5. kape
6. kapok
7. mahogany
8. molave
9. narra
- 10.
- anahaw
- huri
- nipa
12. uway
13. guma

XLI. ANIMALS

1. bull	1. toro
2. carabao/water buffalo	2. kalabaw
3. cat	3. iring
4. chick	4. piso
5. chicken	5. manok
6. cow	6. baka
7. crocodile	7. buaya
8. dog	8. iro
9. duck	9. itik
10. frog	10. baki
11. gecko	11. tiki
12. goat	12. kanding
13. goose	13. gangsa
14. hen	14. himonga-an
15. horse	15. kabayo
16. lizard	16. tiki/tabili
17. monkey	17. unggoy
18. mouse/rat	18. ilagã
19. pig	19. baboy
20. puppy	20. itoy
21. rabbit	21. koneho/rabit
22. rooster	22. sunoy
23. sheep	23. karaero
24. snake	24. bitin
25. tadpole	25.
26. turtle	26. bao
27. turkey	27. pabo

XLII. BIRDS

- | | |
|----------------|-----------|
| 1. crow | 1. uwak |
| 2. dove/pigeon | 2. patí |
| 3. eagle | 3. agila |
| 4. hawk | 4. |
| 5. owl | 5. |
| 6. parrot | 6. piriko |
| 7. sparrow | 7. gorion |

XLIII. INSECTS

- | | |
|-----------------|----------------|
| 1. ant | 1. hulmigas |
| 2. bee | 2. buyog |
| 3. butterfly | 3. alibangbang |
| 4. chicken flea | 4. |
| 5. cockroach | 5. ok-ok |
| 6. dragonfly | 6. alindahaw |
| 7. flea | 7. |
| 8. fly | 8. langaw |
| 9. louse | 9. kutó |
| 10. mosquito | 10. lamok |
| 11. moth | 11. anunugba |
| 12. spider | 12. kâkâ |
| 13. termite | 13. anay |
| 14. wasp | 14. lapinig |
| 15. worm | 15. wati |

XLIV. NATURAL OCCURENCES AND ELEMENTS

- | | |
|--------------------|-------------|
| 1. air/wind | 1. hangin |
| 2. breeze | 2. huyohoy |
| 3. cloud/fog/mist | 3. panganod |
| 4. cyclone/tornado | 4. |

5. dawn/sunrise
6. dew
7. drizzle/shower
8. dust
9. earthquake
10. fire/flame
11. lightning
12. moon
13. mud
14. rain
15. rainbow
16. sky/heaven
17. smoke
18. soil
19. star
20. steam
21. stone
22. sun
23. sunset
24. thunder
25. typhoon
26. water
27. wave

5. kaadlawan/subang sa adlaw
6. yamog
7. taligsik
8. abog
9. linog
10. kalayo
11. kilat
12. bulan
13. lapok
14. ulan
15. bangaw
16. langit
17. aso
18. yuta
19. bito-on
- 20.
21. bato
22. adlaw
23. salop sa adlaw
24. dugdog
25. bagyo
26. tubig
27. balod

XLV. TOPOGRAPHICAL TERMS

1. bay
2. beach
3. creek
4. city
5. coast
6. field/farm
7. forest
8. hill
9. island

- 1.
2. baybayon
3. sapa
4. syudad
5. baybayon
6. uma
7. lasang
8. bungtod
9. isla

10. lake
11. mountain
12. mouth of river
13. ocean/sea
14. province
15. region
16. river
17. road/street
18. scenery
19. spring
20. town
21. village
22. volcano
23. waterfall

10. linaw
11. bukid
- 12.
13. dagat
14. lalawigan/probinsya
15. rehiyon
16. suba
17. kalye/dalan
18. talan-awon
19. tubod
20. lungsod
21. barangay
22. bulkan
23. busay

XLVI. PARTS OF THE HOUSE

1. bathroom
2. ceiling
3. dining room
4. door/doorway
5. downstairs
6. floor
7. garage
8. kitchen
9. light
10. living room
11. post
12. porch
13. railing
14. roof
15. room
16. sink
17. stairs
18. toilet

1. banyo
2. kisame
3. kan-anan
4. pultahan
5. silong
6. salug
7. garahe
8. kusina
9. suga
10. sala
11. poste
12. balkan
- 13.
14. atop
15. kwarto
16. hugasan
17. hagdanan
18. kasilyas

19. upstairs
20. wall
21. window
22. window ledge

19. ta-as
20. bung-bong
21. bintana
- 22.

XLVII. THINGS IN THE HOUSE

1. bed
2. bedspread
3. blanket
4. calendar
5. chair
6. clock
7. closet
8. curtain
9. dresser
10. flower vase
11. mat
12. mirror
13. mosquito net
14. pillow
15. pillow case
16. radio

1. katre
2. bidsprid
3. habol
4. kalendaryo
5. siya/lingkoranan
6. reto
7. aparador
8. kurtina
9. drisir
10. plorera
11. banig
12. salamin
13. moskitero
14. unlan
15. punda
16. radyo

XLVII. KITCHEN UTENSILS

1. basin
2. bolo
3. bowl
4. can opener
5. colander/strainer
6. cup
7. dining table
8. dipper

1. panlang-gana
2. sundang
3. panaksan
4. abridor
5. sa-an
6. tasa
7. lamesa sa kan-anan
8. kabo

9. faucet
10. fork
11. glass
12. kettle
13. knife/kitchen knife
14. ladle
15. napkin
16. oven
17. pail
18. plate
19. saucer
20. spoon
21. stove
22. table cloth
23. teaspoon

9. gripo
10. tinidor
11. baso
12. takurî
13. kutsilyo
14. luwag
15. napkin
16. oben
17. balde
18. plato
19. platito
20. kutsara
21. stob
22. mantel
23. kutsarita

CEBUANO
CORE COMPETENCIES

MODULE No. 1

TOPIC : SOCIALIZING

TASK 1.1 : Meeting people briefly

1. To greet

a. Formal

Basic	Intermediate	Advanced
<p>Maayong buntag. (Good morning.)</p> <p>udto (noon)</p> <p>hapon (afternoon)</p> <p>gabi-i (evening)</p> <p>Kumusta man kaw? (How are you?)</p>	<p>Maayong buntag, Noy/Nang. (Good morning.)</p> <p>udto (noon)</p> <p>hapon (afternoon)</p> <p>gabi-i (evening)</p> <p>Kumusta man 'ta karon? (How are you today?)</p>	<p>Maayong buntag (name of person/positon). (Good morning _____.)</p> <p>kapitan (captain)</p> <p>doktor (doctor)</p> <p>Kumusta ang imong trabaho/ pamilya? (How is your job/family?)</p>

b. Informal

<p>Kumusta?/Kumusta ka? (How are you?)</p> <p>Asa ka muadto? (Where are you going?)</p> <p>Diin ka gikan? (Where have you been?)</p>
--

2. To respond to informal greetings
a. Formal

Maayong buntag sab/pod.
(Good morning to you, too.)

udto
(noon)

hapon
(afternoon)

gabi-i
(evening)

Okay lang.
(Just okay.)

Maayo.
(Fine.)

Sa (place)
(To/From _____.)

Dinhi lang.
(Just there.)

Muadto na ako.
(I'm going now.)

Maayong buntag sab/pod,
Noy/Nang.
(Good morning to you, too.)

udto
(noon)

hapon
(afternoon)

gabi-i
(evening)

Buhi pa.
(Still alive.)

Gwapa/Gwapo pa.
(Still pretty/handsome.)

Nag-ginhawa pa.
(Still breathing.)

Dinhi sa (place).
(Here at _____.)

Dinha sa _____s
(There at _____.)

Muadto na ko' Noy/Nang.
(I'm going now.)

Dinhi lang sa (name of place) sa
(location).
(Here at _____ in _____.)

Dinha sa _____s
(There at _____ in _____.)

Muadto na ako (name of person/
position)
(I'm going now, Captain _____,
Doctor _____,
Mayor _____.)

b. Informal

5. To take leave
a. Formal

Sige.
(Bye.)

Sige, babay.
(Okay, bye.)

Sige, adto na ako.
(Okay, I'm going now.)

b. Informal

TOPIC : SOCIALIZING
 TASK 1.2 : Making and responding to informal introductions

1. To state

a. one's own name

Ako si _____.
 (I am _____.)

_____ ang ngalan ko.
 (My name is _____.)

b. other's name

Siya si _____.
 (He/She is _____.)

_____ ang ngalan niya.
 (His/Her name is _____.)

Sila si _____ ug _____ and _____.
 (They are _____ and _____.)

_____ ug _____ ang ngalan nila.
 (Their names are _____ and _____.)

2. To ask someone's name

Unsay /Kinsay imong ngalan?
 (What is your name?)

Unsay ang-ga nimo?
 (What is your name?)

Unsay itawag nila imo?
 (How do they call you? / How do others call you?)

3. To ask about personal information

a) age

Pilay imong edad?
 (How old are you?)

Pila na ang imong edad karon?
 (How old are you now?)

b) job/occupation

Unsay imong trabaho?
 (What is your job?)/What do you do?)

Unsay imong trabaho dinhi?
 (What is your job here? /What do you do here?)

Unsay imong trabaho sa (office)?
 (What is your job at the _____? /
 What do you do at _____?)

c) origin

Taga-diin ka?
 (From where are you?)

Asa ka nagtrabaho?
 (Where do you work?)

Unsay imong buhaton dinhi sa Pilipinas?
 (What are you going to do here in the Philippines?)

Asa ang opisina sa _____?
 (Where is the office of (organization/firm?)

Asa ka nagpuyo sa Amerika?
 (Where do you live in America?)

d) status	Minyo ka na ba? (Are you married?)	Ulitaw / Dalaga ka pa ba? (Are you still single?)	Duna ka ba'y mga anak? (Do you have children?)
e) family	Asa imong pamilya? (Where is your family?)	Asa ang imong pamilya karon? (Where is your family at present?)	Pila man kabuok ang imong anak? (How many children do you have?)
		Pila ang imong mga igsoon? (How many brothers/sisters do you have?)	Pila man ang ilang edad? (How old are they.)
		Asa imong mga igsoon? (Where are your brothers/sisters?)	
		Unsay trabaho sa imong ginikanan? (What does your father and mother do?)	
		Pilay edad sa imong amahan ug inahan? (How old is your father and mother?)	
	___ (age).	Bata pa. (age) lang. (I'm still young. Only ___.)	
	___ anyos ako. (I am ___ years old.)	Tigulang na. ___ na ako. (I'm old. I'm already ___.)	
b) origin	Taga (place) ako. (I am from ___.)	Taga ___ ako sa (location). (I am from ___, in ___.)	Nagpuyo ako sa (place), duol sa (popular landmark). (I live in ___ near ___.)
		Nagpuyo ako sa (place). (I live in ___.)	

4. To respond to questions on personal information

- a) age
- b) origin

c) marital status

Dili pa.
(Not yet.)

Dili pa, ulitaw / dalaga pa ako.
(No, I'm still single.)

Wala pa.
(None yet.)

Wala pa. Bata pa ako.
(Not yet. I'm still young.)

Oo, minyo na ako.
(Yes, I'm already married.)

Oo, (number of children) na ang anak ko.
(Yes, I already have ____ children.)

d) family

Oo, duna na.
(Yes, I have.)

Wala pa ako'y anak.
(No, I don't have any children.)

(State number of children) lang.
(____ only.)

Gamay pa (if only one child).
(Still young.)

Gagmay pa kaayo sila (if more than one).
(They are still young.)

(state age) _____

(state age) ang magulang, ug (age) sab ang sunod.
(The eldest is _ and the youngest is __.)

e) other members of the family

Naa sa (place).
(In _____.)

Naa sa (place) ang pamilya ko.
(My family is in _____.)

Naa sa (place) ang akong ginikanan.
(My parents are in _____.)

Naa sa (place) ang akong mga igsoon.
(My brothers and sisters are in _____.)

Naa sa (place) ang (no. of siblings) ug sa (place) ang (no. of siblings).
(____ is in ____ while ____ is in ____.)

f) occupation

(job title) ako.
(I am a _____.)

(job title) ako dinhi.
(I work as a _____ here.)

Nagtrabaho ako sa (office) isip usa ka
(title).
(I'm working at the _____ as a _____.)

Nagtrabaho ako sa (office).
(I work for / with _____.)

TOPIC : SOCIALIZING
TASK 1.3. : Explaining PCV assignment in casual conversation

1. To ask about one's work/job

Unsay imong trabaho?
(What is your job?)

Unsay imong trabaho dinhi?
(What is your job here?)

Unsay imong gibuhat dinhi sa (site)?
(What are you doing here at _____?)

Asa ka magtrabaho dinhi?
(Where will you be working here?)

Unsay imong buhaton dinhi?
(What will you do here?)

Unsay imong buhaton sa Dept. of _____?
(What will you do at the Dept. of _____?)

2. To describe one's job in terms of employer/affiliation

Peace Corps Volunteer ako.
(I am a Peace Corps Volunteer.)

Magtrabaho ako sa Dept of _____.
(I am working with the Dept. of _____.)

Magtrabaho ako sa Dept. of _____ sa
duha ka tuig.
(I'll be working for the Dept. of _____ for
two years.)

Extension worker ako.
(I am an extension worker.)

3. To ask for more information about one's work/job

Unsay imong trabaho sa (Host
Country Agency)?
(What is your job at the _____?)

Unsay klase sa trabaho ang imong
gibuhat/buhaton dinhi?
(What type of job are you doing here?)

Unsay klase sa trabaho ang imong
gibuhat/buhaton dinhi?
(What type of job are you doing/will
do here?)

4. To state additional information about one's work

Mutabang ako sa mga tawo dinhi.
(I will help the people here.)

mag-uuma
(farmer)
mangingisda
(fisherman)
maestro/maestra
(teachers)

Magtrabaho ako dinhi sa (HCA) sa
duha ka tuig ug mutabang kami sa
mga tawo/mag-uuma/mangingisda/
maestro sa barangay/eskwelahan.
(I'll be working for the (HCA) for two
years and we will help the people/
farmers/fishermen/teachers of this
barangay/school.)

TOPIC : SOCIALIZING
TASK 1.4 : Meeting the Host Family for the first time

1. To greet

Maayong buntag.
(Goodmorning.)

Kumusta ka?
(How are you?)

2. To respond to greetings

Maayong buntag sab / pod.
(Good morning to you, too.)

Maayo man.
(Fine.)

Maayo man kami dinhi.
(We're fine here.)

3. To state one's name

Ako si _____.
(I am _____.)

_____ ang ngalan ko.
(My name is _____.)

Taga (place) ako.
(I am from _____.)

Taga (place of origin) ako sa (location).
I am from _____ in _____.)

4. To express appreciation to HF for
hosting PCV

Nalipay ako nga nidawat kamo ug
Amerikano.
(I'm glad you agreed to host an
American.)

Maayo nga nidawat kamo ug
Amerikano dinhi sa inyo.
(It's good you agreed to host an
American in your home.)

5. To ask about family's condition

Kumusta ang kahimtang/pangibuhì
dinhi??
(How is the living condition here?)

Kumusta ang kahimtang/panginabuhì
dinhi sa (name of barangay)?
(How is life/livelihood here at ___?)

Kumusta ang mga _____ dinhi?
(How are the _____ here?)

tanum
(plants)

isda
(fish)

uma
(field)

Kumusta ang pag-uma?
(How is farming?)

pangisda
(fishing)

pag-buhi ug hayop
(livestock raising)

Okay./ Maayo man.
(Okay/ Fine.)

Sa kalooy sa Ginoo nia gihapon.
(In God's mercy we still survive.)

6. To tell something about family's
condition

Maayo ang among katapusang ani.
(Our last harvest was good.)

Daghan kami ug kuha kada adlaw.
(We have a good catch everyday.)

Usahay maayo ang ani, usahay gamay
ra.
(Sometimes the harvest is good, other
times nothing at all.)

7. To show PCT's/PCV's room

Dali, kini ang kwarto nimo.
(Come, here is your room.)

Dali, pakitaon ko ikaw sa imong kwarto.
(Come, I'll show you your room.)

Kini ang kwarto nimo.
(This is your room.)

Naa sa ang (part of the house) nimo.
(The ___ is on the ____.)

kusina
(kitchen)

tuho
(right)

banyo
(bathroom)

wala
(left)

kasilyas
(toilet)

luyo
(back)

Dinhi kita manga-on.
(We will eat here.)

8. To ask location of (part of the house)

Asa ang (part of the house)?
(Where is the ____?)

Asa ang ___ dinhi?
(Where is the ___ here?)

9. To express appreciation

Kanindot!
(How nice/beautiful.)

Oy! kanindot.
(Oh, how nice/beautiful!)

10. To encourage someone to get some rest

Pahulay usa ka.
(You rest first.)

Gusto ka bang mopahulay?
(Would you like to rest first?)

Pahulay sa imong kwarto sa dili pa kita mokaon.
(You get some rest first before we eat.)

11. To excuse oneself

Tabi.
(Excuse me.)

Palihug tabi. Mopahulay usa ako.
(Please excuse me. I will rest for a while.)

Tabi palihug. Mopahulay usa ko sa akong kwarto.
(Excuse me please, I'll rest first in my room.)

TOPIC : SOCIALIZING
TASK 1.5 : Making small talk about personal background

1. To ask questions on personal information

a) travel	Kumusta ang imong biyahe? (How was your trip?)	Pila ka oras ang biyahe gikan sa Amerika? (How long was the travel/trip from the States?)	Gikapoy ka ba sa imong biyahe? (Are you tired from your trip?)
b) length of stay	Magdugay ka ba dinhi? (Will you be here long?)	Pila ka oras ang biyahe gikan sa (training/conference site)? (How long was your trip from ____?)	Kanus-a ka niabot dinhi sa Pilipinas? (When did you arrive here in the Philippines?)
c) language study	Nagtu-on ka ba ug Binisaya/Cebuano? (Are you studying Cebuano?)	Dugay ka na ba dinhi? (Have you been here long?)	
		Diin ka nagtu-on ug Binisaya/Cebuano? (Where did you study Cebuano?)	
		Kinsa ang nagtudlo nimo? (Who taught you?)	
	Makasulti ka ba ug Binisaya/Cebuano? (Can you speak Cebuano?)	Makasabot ka ba ug Binisaya/Cebuano? (Can you understand Cebuano?)	Daghan ka na bang nakat-onan sa Cebuano? (Have you learned much Cebuano already?)
		Makahibalo ka na ba musulti ug Binisaya/Cebuano? (Do you know how to speak Cebuano?)	
		Makahibalo ka na ba nga musulti ug Binisaya/Cebuano? (Can you now speak Cebuano?)	
d) residence	Asa ka nagpuyo? (Where do you live/stay?)	Asa ka nagpuyo dinhi sa (place)? (Where do you stay here ____?)	Kinsang pamilyaha ang imong ginpuy-an dinhi? (Which family are you staying/living with here?)
	Asa ka mupuyo? (Where will you live/stay?)	Asa ka mupuyo dinhi sa (barangay)? (Where will you live/stay here in ____?)	

e) educational attainment	Unsay imong nahuman? (What course did you finish in college?)	Unsay imong nahuman? (What course did you finish?)	Unsay imong gitun-an sa kolehiyo? (What did you study in college?)
	Unsay imong kurso? (What course did you study in college?)		
	Unsay imong "major"? (What subject/field did you major in college?)	Unsay imong gi-"major"? (What subject/field did you major in college?)	
	Unsay imong "major" sa college? (What subject/field did you major in college?)		
f) place of origin (temperature/climate)	Tugnaw ba didto? (Is it cold there?)	Munit ba sab didto? (Does it also get hot there?)	Unsay panahon karon sa inyo? (What is the season now in your place?)
	Tugnaw ba didto sa States? (Is it cold there in the States?)	Unsa sang panahon karon sa Amerika? (What's the season now in America?)	
2. To respond to questions on personal information			
a. travel	Maayo. (Fine/Good.)	Maayo man. (It was just fine.)	
	Maayo kaayo. (It was just fine.)	Kapoy kaayo. (It was tiring.)	
	___ ka oras? (___ hours.)	___ ka oras ang biyahe. (The trip took ___ hours.)	___ ka oras ang biyahe gikan sa (training/conference site). (It's ___ hours travel from ____.)

b. length of stay

Dili, ___ ka adlaw/semana/bulan, pa lang.
(No, I've been here for only ___ days/weeks/months only.)

___ ka adlaw/semana/bulan pa lang ako dinhi.
(No, I've been here for only ___ days/weeks/months.)

Miabot ako sa ___ lang.
(I just arrived last _____.)

Miabot ako dinhi niadtong _____.
(I arrived here last _____.)

___ adlaw/semana/bulan na ako dinhi.
(I've been here for a ___ now.)

c. language

O, nagtu-on ko/ako.
(Yes, I'm studying.)

O, nagtu-on ako ug Binisaya/Cebuano.
(Yes, I am studying Cebuano.)

O, nagtu-on ako ug gamay nga Binisaya/Cebuano.
(Yes, I studied a little Cebuano.)

Sa (training site).
(At _____.)

Nagtu-on ako ug Binisaya/Cebuano sa (training site).
(I studied Cebuano at _____.)

Si/Sila ___ / ___ ang mga maestra/o ko.
(___ was/were my language instructor(s).)

Si/Sila ___ / ___ ang mga maestra(o) ko sa (training).
(___ was /were my language instructor(s) during _____.)

O, makahibalo ako.
(Yes, I know Cebuano.)

O, makahibalo ko mag-Binisaya.
(Yes, I know how to speak Cebuano.)

O, gamay lang.
(Yes, but only a little.)

O, pero gamay lang.
(Yes, but only a little.)

O, makasabot ko.
(Yes, I can understand.)

O, makasulti ako ug Binisaya.
(Yes, I can speak Cebuano.)

O, makahibalo ko musulti ug Binisaya.
(Yes, I can speak Cebuano.)

Daghan na ako ug Binisaya.
(Yes, I know more Cebuano now.)

d. residence

Sa (address).
(At _____.)

Nagpuyo ako sa (address).
(I live at _____.)

Dinhi sa (name of barangay/town).
(Here at _____.)

Magpuyo ako sa (address).
(I will live at _____.)

Dinha.
(There.)

Didto.
(Over there.)

e. educational attainment

(course/title).

Nakahuman ako sa (degree).
(I finished _____.)

_____ ang major/gin-major ko sa college.
(I majored _____ in college.)

(subject/field majored in)

(subject/field majored in) ang
major/gt-major ko.
(I majored in _____.)

TOPIC : SOCIALIZING
 TASK 1.6 : Informing Host Family about intention of stepping out

1. To express one's intention to leave
 Mulakaw na ako.
 (I am leaving.)

Duna ko'y adto-an
 (I'm going somewhere.)

Duna ko'y adto-an karong buntag.
 (I'm going somewhere this morning.)

karong hapon
 (this afternoon)

karong gabi-i
 (tonight)

2. To ask where one is going

Asa?
 (Where?)

Asa ka muadto?
 (Where are you going?)

3. To state where one is going

Sa (destination).
 (In _____.)

Dinha lang.
 (Just there.)

Dinha lang sa gawas.
 (Just outside.)

Muadto lang ako sa (destination).
 (I'll just go to _____.)

Didto lang.
 (Just over there.)

Muadto ako sa balay ni (name).
 (I'm going to _____'s house.)

Adto-an ko si (name of person)
 (I'm going to see _____.)

4. To ask one's purpose for leaving
 Mag-unsang ka didto?
 (What are you going to do there?)

Unsay imong buhaton sa _____?
 (What will you do in _____?)

Nganong kinahanglan kang muadto
 didto?
 (Why do you need to go there?)

5. To state one's purpose for leaving

Bitatahon ko si (name).
 (I'm going to visit _____.)

Tan-awon nako ang proyekto/trabaho
 namo sa (site/project site).
 (I'm going to take a look at our project
 in _____.)

Bitatahon ko ang akong amiga(o).
 (I'm going to visit my friend.)

May pakig-istoryahan ko sa (place).
 (We have a meeting in _____.)

TOPIC : SOCIALIZING
 TASK 1.7 : Explaining PCV project assignment in the local community

1. To ask about PCV's project

Unsay imong proyekto? (What is your project?)	Unsay imong buhaton nga proyekto? (What kind/type of project will you be doing?)	Unsay proyekto and giplano nimo nga buhaton sa site? (What project do you plan to do at your site?)
--	---	--

2. To state name of project and/or plans

(name of project)	(name of project) and proyekto ko. (My project is on _____.)	(name of project) and proyekto ko. (My project is on _____.)
Mubuhat ako ug (project). (I will be making _____.)	Mubuhat ako ug (project). (I will be making _____.)	Gusto ko mubuhat ug (project). (I want to make _____.)
Bahin sa (name of project). (My project is on _____.)	Bahin sa (name of project). (My project is on _____.)	Nagplano kong mubuhat ug (project). (I plan to make a _____.)

3. To ask how project will address needs of the community

Para asa man ang proyekto nimo? (What's that project for?)	Unsa may ikatabang anay? (How can that be of help?/What help can that give?)	Unsay ikatabang ana sa mga tawo? (What help can that give to the people?)
---	---	--

4. To state how project will address need of the community

Modugang kini sa ilang kita. (This is additional income to them.)	Mas maayo ang ani para sa mga mag-uuma. (The farmers will have a better harvest.)	Dugang kini sa ilang kita adlaw-adlaw. (This will add to their daily income.)
Mas daghang isda ang makuha sa mga mangingisda. (The fisherman will have a bigger catch.)	Mas daghang isda ang makuha sa mga mangingisda. (The fisherman will have a bigger catch.)	

5. To ask PCV's role in the project

Unsay imong responsibilidad sa (project)?
(What is your responsibility in the ___?)

Unsay imong katungadanan nianang proyektoha?
(What is your role/task in this/that project?)

6. To state PCV's role in the project

Magtanom kami ug (seeds)
(We will be planting _____.)

Maghimo kami ug (artificial reef).
(We will be making _____.)

Mutabang ako sa mga mang-uuma/
mangingisda.
(I will be helping the farmers/
fishermen.)

Mutabang ako sa mga mang-uuma/
mangingisda dinhi.
(I will be working with the farmers/
fishermen here.)

Makipagmiting ako sa mga maestra
dinhi.
(I will be meeting with the teachers
here.)

Mutabang ako sa pagpangita ug
(books, funds).
(I will help look for/find _____.)

TOPIC : SOCIALIZING
TASK 1.8 : Expressing humor

1. To tell a joke

Duna ko'y "joke". Paminaw ha.
(I have a joke. Listen.)

Duna ko'y nahibalo-an nga maayo nga "joke".
(I know of a joke.)

Maria: Kahibalo ka ba kung unsay
tambal sa bugas.
(Do you know the remedy for
pimples?)

Duna ko'y nahibalo-an nga
kataw-anan nga "joke".
(I know of a funny joke.)

Juana: Unsa man?
(What is it?)

Sige kuno. Unsa man 'na?
(Okay, let's hear it.)

Maria: Saging.
(Bananas!)

Juana: Tinu-od?
(Really!)

Maria: O, nakakita ka na ba ug
unggoy nga bugason?
(Yes, have you ever seen a
monkey with pimples?)

2. To respond to a joke

Uy, kakorni!
(Oh, how corny!)

Dili man kataw-anan.
(It's not funny.)

Ngee!
(Ugh!)

Unsay kataw-anan niadto?
(What's funny?)

Okey, da!
(That one's good.)

Okay ang joke mo da!
(Your joke is a good one.)

Kakataw-anan 'ana, oy!
(How funny!)

MODULE NO. 2

TOPIC : LANGUAGE TO MANAGE LEARNING

TASK 2.1 : Identify language to be used in communication

1. To state level of ability to speak target language
Dili ako makahibalo mag Binisaya / Cebuano.
(I don't know how to speak Cebuano.)

Makahibalo ako mag Binisaya / Cebuano.
(I know how to speak Cebuano.)

Dili ako kaayo makahibalo mag Binisaya / Cebuano.
(I don't speak Cebuano very well.)

Makahibalo ako pero gamay lang.
(I know but just a little.)

Gamay lang ang nahibalo-an ko nga mga pulong.
(I know just a few words.)

Gamay lang ang Binisaya ko.
(My Cebuano is very little.)

Makasabot ko ug gamay.
(I can understand a little.)

Gamay lang ang aking masabotan.
(I can understand a little.)

Dili ako kaayo makasabot.
(I don't understand very well.)

TASK 2.2 : Making request about manner of speech

1. To ask someone to repeat

Palihug, usba. / Usba, palihug.
(Please repeat. / Repeat please.)

Palihug, usba bi. / Usba bi, palihug.
(Please, repeat.)

Unsa?
(What?)

Unsay gisulti nimo? / Unsay imong gisulti?
(What did you say?)

Unsa 'to?
(What was that?)

2. To ask someone to pause/stop speaking for a moment

Kadiyot lang.
(Just a moment.)

Usa pa, hinay-hinay lang.
(Just a minute, please slow down.)

Hinay-hinay lang.
(Slowly please.)

Usa pa.
(Just a minute./Wait first.)

TASK 2.3 : Eliciting meaning in Target Language

- | | | | |
|--|--|--|---|
| 1. To ask for meaning (definition/explanation) | Unsa ang (English word)?
(What is _____?) | Unsay ipasabot sa (English word)?
(What does _____ mean?) | Usba, palihug ang gisulti nimo.
(Please, repeat what you just said.) |
| 2. To state meaning (definition/explanation) | (meaning) | Unsay imong ipasabot?
(What do you mean?/What are you saying?) | Ang gusto ko nga ipasabot
(What I mean is _____.) |
| 3. To ask how to say something in TL | Unsa sa Cebuano and (English word)?
(What is _____ in Cebuano? /
How do you say _____ in Cebuano?) | Unsaon nimo pagsulti and (Eng. word) sa Cebuano?
(How do you say _____ in Cebuano?) | |
| 4. To state how to say something in TL (Cebuano word) | (Cebuano word) | (Cebuano word) ang (English word) sa Binisaya/Cebuano.
(_____ is _____ in Cebuano.) | |
| 5. To ask for appropriateness of certain expressions in given situations | Sakto ba / Husto ba?
(Is it correct?) | Sakto ba ang gisulti ko?
(Did I say it right?) | Unsa-on ko pagsulti ni ini sa Cebuano?
(How do I say this in Cebuano?) |
| | | Husto ba ang gisulti ko?
(Did I say it right?) | Unsay angay kong isulti?
(What should I say?) |
| | | Sakto ba/Husto ba ang Cebuano ko?
Is my Cebuano right?) | |

TASK 2.4 : Ensuring communication is clear

- | | | | |
|-----------------------------------|---|--|--|
| 1. To state lack of understanding | Wala ako makasabot
(I don't understand.) | Dili ako makasabot + untao.
(I can't understand you.) | Dili ako makasabot sa imong gisulti.
(I don't understand what you're saying.) |
| | Dili ako makasabot
(I don't understand./I can't understand.) | | |

Nalibog ko sa imong gisulti.
(I'm confused with what you're saying.)

Nakasabot ko sa imong gisulti.
(I understand what you're saying.)

Nalibog ko nimo.
(I'm confused by you.)

Nakasahot ako kanimo.
(I understand you.)

Nalibog ko.
(I'm confused.)

Nakasabot ko.
(I understand.)

- To state confusion
- To confirm understanding

MODULE NO. 3

TOPIC : FOOD

TASK 3.1 : Finding out about new food

- To ask name of food

Unsa kini/kana/kadto?
(What is this/that/that over there?)

Unsay itawag niini/niana/niadto?
(What do you call this/that/that over there?)

Unsay ngalan niini/niana/niadto?
(What is the name of this/that/that over there?)

(name of food) kini/kana/kadto.
(It's/That's _____.)

_____ ang itawag niini/niana/niadto.
(It's called _____./That's called _____.)

Unsay lami?
(What is the taste?)

Unsay lami niini/niana/niadto?
(What does this/that/that over there tastes like?)

(taste) kini/kana/kadto.
(It's _____.)

Unsay lami sa pagkaon?
(What is the taste of food?)

tam-is
(sweet)

parat
(salty)

aslom
(sour)

halang
(hot)

tab-ang
(bland)

5. To ask how food is prepared	Unsa-on kini pagluto? (How is this cooked?)	Unsa-on kini pagluto? (How do you cook this?)
6. To describe how food is prepared	Gi-manteka-an. (fried)	Minanteka-an. (fried)
a. method	Gi-lung-ag. (boiled)	Nilung-ag. (boiled)
b. temperature	Hilaw. (raw)	Mas lami kung init nga isilbi. (It's better if it's served hot.)
c. form/manner	Manteka-on. (It's oily/greasy.)	Luto-on ang (name of food). (The ___ is cooked.)
d. consistency	Sarsado. (It has sauce in it.)	Giluto kini. (This was cooked.)
e. parts	Uga. Wala'y sabaw. (Dry. There's no broth.)	
f. ingredients	Duna'y unod ug tambok. (There's meat and fat.)	
	Bukog. (bones)	
	Dunay (ingredients). (There's ____.)	Duna'y sagol nga ____ (____ is added/mixed.)

TASK 3.2 : Finding out how to eat new food

1. To ask manner of eating food
Unsa-on kini/kana/kadto pagkaon?
(How do you eat this/that/that over there?)

2. To describe/explain manner of eating certain food

Hiwa-on.
(Cut it.)

Panitan.
(Peel it.)

Kuha-on mong liso.
(Remove the seeds.)

TASK 3.3 : Offering/Responding to an offer for new food

1. To offer food

Manga-on kita/ta.
(Let's eat.)

Tilawi.
(Have a taste.)

Kuha ug (name of food).
(Get/have some _____.)

Kuha pa ug (name of food).
(Get/have some more _____.)

2. To respond to offer for food by accepting food

Sige.
(Okay.)

Salamat.
(Thank you.)

Kuha ug (name of food).
(Get/have some _____.)

Kuha pa ug (name of food).
(Get/have some more _____.)

3. To respond to offer for food by refusing

Salamat lang.
(No, thank you.)

Unya lang.
(Later on, thanks.)

Dili na.
(No more.)

Busog pa ako.
(Thanks, I'm still full.)

Dili na ako.
(Thanks, no more.)

Dili usa, busog pa ako.
(Not yet, I'm still full.)

4. To state reason for refusing food

Busog ako.
(I'm full.)

Gidili nako.
(I'm not supposed to eat it.)

Bag-o lang ko nikaon.
(I have just eaten.)

Bag-o lang ko nahuman ug kaon.
(I've just finished eating.)

Gitili nako ang (name of food). Dili ako makaka-on ug (name of food).
(I'm not supposed to eat _____. I can't not eat _____.)

5. To encourage/insist that someone try the food offered	Sige, kuha pa. (Come on, have some more.)	Ayaw ka ulaw. (Don't be shy, get some more.)	Kagamay nimo ug gikuha. (How little of the food you took.)
TASK 3.4 : Preparing food			
1. To ask about need for food/drink	Gigutom ka ba? (Are you hungry?)	Gusto ka bang mukaon/muinom? (Would you like to eat/drink?)	Unsay gusto mong kan-on./imnom? (What would you like to eat/drink?)
	Gihaw ka ba? (Are you thirsty?)	Gusto ka ba ug mainom? (Would you like something to drink?)	
	Unsay imong gustong? (What do you like/want?)		
2. To state need for food/drink	Gigutom ako. (I am hungry.)	Gusto ko ug (name of food). (I like _____.)	Gusto kong muka-on/muinom ug (name of food)/drink). (I'd like to eat/drink _____.)
	Gihaw ako. (I am thirsty.)	Gusto ako muka-on /muinom ug (name of food). (I like to eat/drink _____.)	
3. To ask about ingredients needed	Unsay naa niini? (What is in this?)	Unsay mga sagol niini? (What are the ingredients of this dish?)	Gisagolan ba kini nimo ug (name of ingredients)? (Did you put _____ in it?)
		Duna ba kini ug (name of ingredients)? (Does this have _____?)	

TASK 4.2 : Selecting items

- | | | |
|--|--|--|
| 1. To ask what item is needed | <p>Unsay imong/inyong gipangita?
(What are you looking for?)</p> <p>Unsay imong/inyong gikinahanglan?
(What do you need?)</p> <p>Unsay imong/inyong gusto?
(What do you want?)</p> | <p>Unsay inyong gipangita, Mrs./Mr.?
(What are you looking for, Mrs./Mr.?)</p> <p>Unsay imong/inyong gusto/
gikinahanglan, Mrs./Mr?
(What do you want/need, Mrs./Mr.?)</p> |
| 2. To state what item is needed | <p>Mopalit ako ug (needed item).
(I will buy _____.)</p> <p>Duna ba mo'y (needed item)?
(Do you have _____?)</p> | <p>Mutan-aw ako sa (item) ninyo.
(I will look at your _____?)</p> <p>Mahimong mutan-aw sa (item) ninyo?
(Can I see your _____?)</p> <p>Mahimong makapalit ug (item)?
(I want to buy some _____.)</p> |
| 3. To ask preferences about needed item | <p>Unsay kolor/gidak-on?
(What color/size?)</p> <p>Duna ba'y (color/size/etc.)?
(Is there _____?/Do you have _____?)</p> | <p>Unsay kolor ang gusto mo, Mrs./Mr?
(What color do you like, Mrs./Mr?)</p> <p>Duna ba mo'y _____ niini?
(Do you have _____?)</p> |
| 4. To state preferences about needed items | <p>Asa ang (location)?
(Where's the _____?)</p> <p>Tupad sa (location).
(Beside the _____.)</p> | <p>Asa ba dinhi ang (location)?
(Where's the _____ here?)</p> <p>Naa sa (location), tupad sa (location).
(There in/at _____, beside the _____.)</p> |

TASK 4.3 : Determining price

- | | | |
|-----------------|---------------------------------|--|
| 1. To ask price | <p>Tagpila?
(How much?)</p> | <p>Tagpila ang (quantity) ka (item)?
(How much are _____?)</p> |
|-----------------|---------------------------------|--|

TOPIC : SHOPPING
 TASK 4.1 : Locating sources of needed items

1. To ask source of needed item

Asa makapalit (name of item)?
 (Where can one find _____?)

Asa mahimong makapalit ug (name of item)?
 (Where can I buy _____?)

Asa ka mahimong mopalit ug (name of item)?
 (Where can I buy _____?)

Duna ba'y (needed item) sa (place)?
 (Is there _____ in _____?)

Duna ba'y makapalit nga (needed item)?
 (Where can one buy _____?)

Asa kaha ako makapalit ug (needed item)?
 (Where will I be able to buy _____?)

Asa duna'y (needed item)?
 (Where can one find _____?)

Asa paliton ang (needed item)?
 (Where can one buy _____?)

Duna ba'y tindahan sa (needed item) dinhi?
 (Is there a store (here) which sells _____?)

2. To state source of needed item

Dinhi/Dinha/Didto lang.
 (Just here/There/Over there.)

Sulayan mo sa (name of source).
 (Try _____.)

Sulayan mo sa (name of source) ug tingali duna.
 (Try at/in _____ you might find some.)

Tingali sa _____.
 (Maybe at/in _____.)

Tingali duna sa (name of source).
 (There might be some in/at _____.)

Dinha dapit.
 (Towards that direction.)

2. To state price	(price) pesos. (P ____.)	P ____ pesos lang. (Only P ____ pesos.)	Para nimo, P ____ na lang. (For you, only/just P ____.)
3. To complain about the price	Sus, kamahal! (Gee! How expensive.)	Sobra kamahal! (Too expensive!)	Kamahal sa imong baligya! (Your goods are too expensive!)
4. To negotiate a bargain	Makahangyo ba? (Is a discount possible?)	Pahangyo-a 'ta bi? (Discount, please?)	Sige na, P ____ na lang kini. (C'mon, P ____ only for this one.)
	Wala na ba'y hangyo? (Is there no discount?)		
	P ____ lang, ha? (P ____ only?)		
5. To insist on original price	Dili mahimo. (It's not possible.)	Dili na mahimo nga mamenosan. (It's not possible for the price to be reduced.)	Wala na'y hangyo, ma-alkanse ko. (There's no discount, there won't be any profit left.)
			Kung dili nimo mamenosan, dili na lang ko mopalit. (If you won't reduce the price, I won't buy any more.)
			Mutan-aw una ko sa uban. (I'll look around first.)
6. To agree on the bargained price	Sige na lang. (Alright.)	Sige, para buena mano. (Alright, a special price for the first customer.)	
	Sige, P ____. (Okay, P ____.)	Sige, basta ikaw. (Okay, as long as it's you.)	
7. To disagree with the price and not make a purchase	Kamahal, sige na lang. (It's expensive, never mind.)	Mahal kaayo. Dili na lang ko. (It's expensive. I won't make any purchase.)	
8. To pay	Bayad, o. (Here's my payment.)	Nia ang akong bayad. (Here's my payment.)	Bayad nako, Dong/Day/Nong/Nang. (Here's my payment.)

9. To ask for a change if purchase is made
Sukli nako? (My change.)
Palihug, ang akong sukli. (Please, my change.)
Miss, duna pa ako'y sukli sa P _____. (Miss, I still have some change from the P _____.)
10. To identify incorrect change and ask for additional money
Kulang ang sukli. (There isn't enough change.)
Kulang ang imong sukli. (Your change isn't enough.)
Resibo ha. (The receipt please.)
Hatagi ako ug resibo, palihug. (Please give me a receipt.)
Mahimo ba nga hatagan mo ako ug resibo? (Could you please give me a receipt?)
11. To ask for receipt
Asa ang resibo? (Where is the receipt?)
Mahimo bang mangayo ug resibo? (Please give a receipt?)
Nia, a (Here it is.)
Nia ang imong resibo. (Here is your receipt.)
12. To give the receipt
Gusto kong muadto sa (place). (I would like to go to _____.)
Unsay akong sakyan? (What [means of transportation] will I take?)
Unsay maayong sakyan padulong (name of place)? (What is the best type of transportation going to _____?)
Magsakay ka ug (type of transportation). (Take a _____.)
Asa ako musakay? (Where will I get a ride?)
Asa ako makasakay? (Where will I be able to get a ride?)

MODULE NO. 5

TOPIC : TRANSPORTATION

TASK 5.1 : Taking local transportation

- To state desired local destination
Sa (name of place). (To _____.)
Unsay akong sakyan? (What [means of transportation] will I take?)
Unsay maayong sakyan padulong (name of place)? (What is the best type of transportation going to _____?)
Magsakay ka ug (type of transportation). (Take a _____.)
Asa ako musakay? (Where will I get a ride?)
Asa ako makasakay? (Where will I be able to get a ride?)
- To ask best type of transportation to take
Gusto kong muadto sa (place). (I would like to go to _____.)
Unsay maayong sakyan padulong (name of place)? (What is the best type of transportation going to _____?)
Magsakay ka ug (type of transportation). (Take a _____.)
Asa ako musakay? (Where will I get a ride?)
Asa ako makasakay? (Where will I be able to get a ride?)
- To state best type of transportation to take
Wala'y diyipni didto. Kinahanglan mag (type of transportation). (There's no jeepneys there. So you need to take a _____.)
Asa maayong mag-atang ug sakyanan dinhi? (Where is the best place to wait for a ride here?)

Asa ang istasyon sa dyipni?
(Where is the jeepney station?)

5. To state location of pick-up points

Sa lungsod.
(In town.)

Duol sa (place).
(Near the ____.)

Sa tu-o/wala sa (place).
(To the right/left of ____.)

6. To ask for route of vehicle

Para asa 'ni?
(Where will this [vehicle] go?)

Unsay agi-an niini?
(What route does this [vehicle] take?)

7. To state route of vehicle

Sa (route/destination)?
(In/At/Through ____.)

Dili kini muagi sa (route/destination).
(This won't pass through ____.)

8. To state destination if not already stated

Sa (destination) ako.
(In/At ____.)

Manaug ko sa (destination).
(I'll get off at ____.)

9. To ask amount of fare

Pilay plite?
(How much is the fare?)

Pila'y plite hangtud sa (destination)?
(How much is the fare to ____?)

10. To state fare

P ____.

P ____ kada usa.
(P ____ each.)

P ____ hangtud sa (destination).
(P ____ until ____.)

11. To ask for a change

Sukli nako, palihug.
(My change, please.)

Noy, ang akong sukli, palihug.
(My change, please.)

12. To ask where to get off for a given destination

Asa ko mana-ug?
(Where do I get off?)

Asa ko mana-ug sa (destination)?
(Where will I get off in ____?)

Asa ako makasakay ug dyipni dinhi?
(Where will I be able to get a jeepney here?)

Unahan sa (place).
(Farther ahead the ____.)

Muagi ba kini sa (name of place)?
(Will this pass by / through ____?)

Asa 'ni muagi?
(Where does this [vehicle] pass?)

Muagi ba kini sa (name of place)?
(Will this pass by / through ____?)

13. To state where to get off for a given destination

Dinhi/Didto lang.
(Just here/there.)

Sa eskina lang.
(At the corner.)

14. To ask the driver to stop a vehicle

Para!
(Stop!)

Para dinhi/dinha.
(Stop, right here/there.)

Lugar lang.
(Just at the side.)

TASK 5.2 : Taking a trip

1. To state destination out of town

Moadto ko sa (name of place).
(I'd like to go to ____.)

Gusto ko moadto sa (destination).
(I'd like to go to ____.)

Gusto kong musuroy sa (destination).
(I'd like to see/tour ____.)

2. To ask best type of transportation to take

Mahimo bang mag-(means of transportation) padulong sa (destination)?
(Is it possible to take a ___ to ___?)

Unsay maayong sakyang padulong sa (destination)?
(What's the best means of transportation going to ___?)

3. To state best type of transportation to take

Barko/Eroplano/etc.
(Boat/Airplane/etc.)

Mas maayo nga magbarko ka.
(It's better to take the boat/ship.)

Mahimo ka nga mag-barko o mag-eroplano.
(You take the boat/ship or plane.)

4. To ask location of transportation center

Asa ang bus terminal/paradahan?
(Where is the bus terminal?)

Asa ang istasyon sa bus?
(Where is the bus station?)

Asa ang dungo-anan sa barko?
(Where is the pier?)

5. To state location of transportation center	Sa lungsod (In _____.) Sa merkado. (At the market place.)	
6. To ask destination	Asa ka moadto? (Where are you going?)	
7. To ask the schedule of service to the stated destination or length of time	Kada adlaw ba? (Is it daily?)	Unsa kadugay ang biyahe gikan dinhi hangtud sa (destination)? (How long is the trip from here to ___?)
	Unsang orasa mogikan/ moabot ang bus? (What time does the bus leave/arrive?)	Musunod ba sa schedule ang pang-abot/pag-gikan sa bus? (Does the bus leave/arrive on schedule?)
	Unsang orasa ang "first trip"? (What time is the "first trip"?)	
8. To state schedule of trip	Alas-onse. (Eleven o'clock.) (Time)	Musunod sa schedule sa pang-abot/pag-gikan ang bus? (The bus leaves/arrives on schedule.)
9. To ask distance of trip	Pila ka oras ang biyahe? (How long is the trip?) Layo ba gikan dinhi? (Is it far from here?) Unsa kalayo and (destination)? (How far is _____?)	Pila ka oras ang biyahe hangtud sa (destination)? (How many hours does the trip to _____ take?) Layo, tingli miga (number) oras/kilometro. (It's far, maybe about _____ hours/kilometer.)
10. To state distance of trip		

11. To ask if ticket is to be one way or round trip	One way? /Round trip? (One way? /Round trip?)	Gusto mo ba ug ____ ticket? (Would you like a ____ ticket?)
12. To ask payment procedure (when/who to pay)	Asa ako/ko mubayad? (Where will I pay?)	Unsay gusto mo nga ticket? (What ticket would you like?)
13. To state payment procedure	Sa konduktor, etc. (To the conductor.)	Kang kinsa ako mubayad? (To whom will I pay?)
	Dinhi. (Here.)	Kanus-a ako mubayad? (When will I pay?)
	Sa konduktor, etc. (To the conductor.)	Bayad ngadto sa konduktor. (Pay to the conductor.)
	Dinhi. (Here.)	Bayad ngadto sa dryaber. (Pay to the driver.)
	Dinhi bayad nako. (Pay to me here.)	Didto ka mubayad sa kahero. (You pay to the cashier.)

MODULE NO. 6
 TOPIC : HEALTH
 TASK 6.1 : Getting medical help

1. To state that one is sick	Nalipong ako/ko. (I feel dizzy.)	Mura ko'g gisip-on. (I think I have a cold.)	Lain ang akong paminaw tungod kay gihilantan ko. (I'm not feeling well because I have a fever.)
	Nasamad ako/ko. (I cut myself.)	Lain ang akong paminaw. (I'm not feeling well.)	
		Mura ko'g gihilantan . (I think I'm coming down with a fever.)	
2. To state body part that hurts	Sakit ang akong ulo. (My head hurts./I have a headache.)	Nagsakit ang akong ulo. (My head hurts.)	Nagsakit ang akong ulo tungod kay wala ako'y katulog. (My head hurts because I lack sleep.)
3. To state need for help	Tabangi ako. (Help me.)	Kinahanglan ko ug tabang. (I need help.)	Mahimo bang imo kung tabangan? (Can you please help me?)
	Duna ka ba'y tambal? (Do you have (some) medicine?)	Palihug, tabangi ko. (Please help me.)	
4. To state need of medical supplies	Duna ka ba'y aspirin? (Do you have aspirin?)	Gusto ko magpa-ospital. (I want to go to the hospital.)	Kinahanglan ko nga muinom ug tambal. (I need to (take) some medicine.)
	Gusto ko ug aspirin. (I want (some) aspirin.)	Kinahanglan ko ug aspirin para sa sakit sa akong ulo. (I need (some) aspirin for my headache.)	Kinahanglan ko nga moadto sa doktor. (I need to go see a doctor.)
5. To ask where medical help can be obtained	Asa ang botika? (Where is the drugstore?)	Asa ang ospital dinhi? (Where is the hospital?)	

6. To state where medical help can be obtained	Sa lungsod. (In town.) Duol sa simbahan. (Near the church.) Asa ang balay sa doktor? (Where is the doctor's house?) Asa ang ospital? (Where is the hospital?) Naa ba si Dr. Reyes? (Is Dr. Reyes in?)	
7. To ask directions to a medical facility or service		
8. To ask for availability of medical service/help	Duna ba'y pasyente sa sulod? (Is there a patient inside the doctor's office?) Mahimo bang makig-konsulta sa doktor? (Can I consult with the doctor?) Naa sa ospital si Dr. Cruz karon. (Dr. Cruz is in the hospital now.) Wala'y schedule muadto sa klinika si Dr. Cruz karon. (Dr. Cruz has no schedule to visit the clinic today.)	Unya pa muabot/muanhi si Dr. Cruz. (Dr. Cruz is arriving/coming later.) Dili muanhi si doktor karon. (The doctor is not coming today.)
9. To state for availability/unavailability of medical service/help	Nia ang doktor. (The doctor is in.) Naa sa sulod ang doktor. (The doctor is inside.) Oo./Wala pa. (Yes./Not yet.) Duna pa'y pasyente. (There's still a patient inside.)	

GLOSSARY

CEBUANO

EXPLANATORY NOTES

The words appearing in this glossary are based on the Core Competencies used at Pre-Service Training. However, other relevant vocabulary has been included for PCVs' continuing language study at their sites.

Abbreviations used are the following:

N	Noun
V	Verb
ADV	Adverb
ADJ	Adjective
P	Pronoun
C	Conjunction/Connector
PA	Particle
Q	Question Word
EX	Expression
PP	Preposition
PV	Pseudo Verb
A-F	Actor Focus
O-F	Object Focus
L-F	Locative Focus
I-F	Instrumental Focus
B-F	Benefactive Focus
IMP	Imperative
INF	Infinitive
Var.	Variant

As a guide to proper pronunciation, accent marks are used to indicate which syllable or syllables are to be stressed.

An acute accent (´) is used to mark the strongest stress in the word while the circumflex accent (^) is used when the final syllable is stressed and at the same time has a glottal stop.

The appendix contains a list of all roots of the verbs found in the glossary.

ACKNOWLEDGEMENT

Sincere thanks go to Dr. Arthur Crisfield, Training Officer, who initiated the development of a glossary for use by Peace Corps Volunteers at Pre-Service Training; Language Coordinators Yda Liongson and Betchie Jabson who headed the first group that worked on the glossaries: Yda Liongson and Fe Quijano, Language Coordinator and Assistant Language Coordinator respectively, who continued to refine the work through the Language Materials Development Project; Becky Ybarley who provided additional items and editorial assistance; Fe Quijano who developed this Cebuano glossary; and other Peace Corps Staff who have contributed to the making of this material.

PAZ B. MEMAN
Language Specialist
September 1990

adlaw	(N)	day; sun
adlaw-adlaw	(ADV)	everyday; daily
adóbo	(N)	pork cooked in vinegar, soy, black pepper and garlic
adtó	(V)	go
agtáng	(N)	forehead
áhos	(N)	garlic
akó	(P)	I
alimángo	(N)	a species of crab
alimásag	(N)	a species of crab
alkansé	(V)	lose (a shopping term)
amahán	(N)	father
anhí	(ADV)	here (future time)
áni	(N)	harvest
anyós	(N)	age; years
apelyido	(N)	last name; surname
áping	(N)	cheek
apó	(N)	grandchild
Arabyáno	(N)	an Arabian
aríyos	(N)	earrings
artista	(N)	movie actor/actress
ása	(Q)	where (future time)
asáwa	(N)	wife; spouse
asín	(N)	salt
aslom	(ADJ)	sour
asúl	(ADJ)	blue
átis	(N)	sugar apple
áto	(P)	us; ours; our (inclusive)
atóp	(N)	roof
atubangan	(PP)	in front of
ayáw	(ADV)	don't (negative command)
ba	()	yes-no question marker
bà-bâ	(N)	mouth
bábay	(EX)	good! e

babáye	(N)	female; girl; woman
báboy	(N)	pig
bág-o	(ADJ)	new (objects)
bágâ	(N)	lung
bagâ	(ADJ)	thick (clothes)
báka	(N)	cow; beef
baláy	(N)	house; home
bálhin	(V)	transfer; move
bálik	(V)	will retrace (A-F)
balili	(N)	weeds; grass
balíta	(N)	news
bangká	(N)	boat; banca
bányo	(N)	bathroom
barangay	(N)	small community
baráto	(ADJ)	inexpensive; cheap
barbéro	(N)	barber
barkó	(N)	ship; freighter
bása	(V)	read (IMP)
basâ	(ADJ)	wet; moist
báso	(N)	drinking glass
bastá	(C)	as long as
bat-áng	(N)	hip
báta	(N)	child
báta	(ADJ)	young
báta	(N)	bathrobe
bató	(N)	stone
bátong	(N)	stringbean
bayábas	(N)	guava
bayaw	(N)	brother-in-law; sister-in-law
báynte	(ADJ)	twenty
béhon	(N)	rice noodles
bérde	(ADJ)	green
binignit	(N)	a native food made of sticky rice balls, bananas, etc.
bintána	(N)	window
bísan	(C)	even if

biság-unsá	(C)	anything; whatever
bisíta	(N)	visitor
bisíta	(V)	visit
bisitáhan	(V)	give some a visit
biskwít	(N)	biscuit
bítiis	(N)	leg(s)
biyáhe	(N)	journey
biyahe	(V)	travel
bong-bong	(N)	wall
botíka	(N)	drugstore; pharmacy
búg-at	(ADJ)	heavy
búgas	(N)	uncooked rice
búgkos	(N)	a bunch; a bundle
bugnaw	9ADJ)	cool; cold; icy
búhat	(V)	do; make (IMP)
buháton	(V)	will be done (O-F)
búhi	(ADJ)	alive
buhók	(N)	hair
búkid	(N)	mountain
bulád	(V)	dry
bulád	(N)	dried fish
búlak	(N)	flower
búlan	(N)	month; moon
Búmbay	(N)	Indian (perso/s); Indian language
bun-og	(N)	bruise
búnga	(N)	fruit
búnga	(V)	bear fruit
búntag	(N)	morning
búotan	(ADJ)	one who possesses all positive traits; good; nice; virtous
bús	(N)	bus
búsog	(ADJ)	full, as in a full stomach
dabóng	(N)	bamboo shoots
daghán	(ADJ)	many; a lot; plenty
dáhon	(N)	leaf

dakô	(ADJ)	big; large
dalá	(V)	bring; carry
dalág	(N)	yellow
dalága	(N)	an unmarried woman
dálan	(N)	street; road
dalí-diri	(EX)	come here (you, singular)
dalúnggan	(N)	ear
daútan	(ADJ)	bad; evil
dáwat	(V)	receive something (IMP)
dentista	(N)	dentist
dídto	(P)	over there, far from both speaker and listener
díin	(Q)	where (past)
díla	(N)	tongue
díli	(ADV)	no; not
dimáno	(V)	turn right (IMP, O-F)
dinhâ	(P)	there (near the listener, far from speaker)
dinhí	(P)	here (near the speaker, far from listener)
direktor	(N)	director
diretso	(ADJ)	straight ahead; straight
diretso	(V)	go straight ahead
disi nuybe	(ADJ)	nineteen
disi-ótso	(ADJ)	eightteen
disi-sayís	(ADJ)	sixteen
disi-siéte	(ADJ)	seventeen
disílya	(V)	turn left (IMP)
Disyembre	(N)	December
doktór	(N)	doctor
dos	(ADJ)	two, Spanish number
dóse	(ADJ)	twelve, Spanish number
doséna	(N)	dozen
dráyber	(N)	driver
dugá	(N)	juice; extract
dúgay	(ADJ)	long, referring to length or span of time
dughán	(N)	breast; chest; bust
dugô	(N)	blood

duhá	(ADJ)	two
dúla	(N)	play
dúna	(V)	there is, are, was, were, will be
dungóg	(V)	hear
dungóg	(N)	reputation
dúol	(ADJ)	near; clos by; coming soon
dyís	(ADJ)	ten
edád	(N)	age
Enéro	(N)	January
enhenyéro	(N)	engineer
eropláno	(N)	airplane
eskína	(N)	corner
eskwelahán	(N)	school
estudyánte	(N)	student; pupil
ga-án	(ADJ)	light (weight)
gábi	(N)	taro, kind of tuber
gabí-i	(N)	evening; night
gáhi	(ADJ)	hard
galón	(N)	gallon
gamáy	(ADJ)	small; short person
ganína	(ADV)	earlier; a little while
gantáng	(N)	chupa, a unit of measurement for rice or other grains
gápas	(N)	cotton
garás	(N)	scratch
gátas	(N)	milk
gatús	(ADJ)	hundred
gawás	(ADV)	outside
gawas	(V)	go out (IMP)
gi-manteká-an	(V)	deep fried; is being deep fried (O-F)
gi-únsa	(V)	how (O-F)
gibáti	(N)	feeling (O-F)
gibáti	(V)	is felt; is being felt (O-F)
gibúhat	(V)	is being worked on; is being done (O-F)

gigámit	(V)	us used; is being used (O-F)
gigisá	(V)	was sauteed (O-F)
gihtag	(V)	was given (O-F)
gihíwa	(V)	is sliced; is cut; is being sliced; is being cut (O-F)
gihúmol	(V)	was soaked; was marinated (O-F)
gikágod	(V)	is grated (O-F)
gíkan	(V)	came from
gikúha	(V)	was taken (O-F)
gilítson	(V)	was roasted (O-F)
ginalíng	(N)	ground meat
ginalíng	(V)	was ground (O-F)
ginikánan	(N)	parents
ginisál	(N)	any sauteed food
gipúgos	(V)	will be forced (O-F; I-F)
gitápos	(V)	was finished (O-F)
gitás-on	(N)	height; length
gitún-an	(V)	studied (O-F)
gobernador	(N)	governor
grámo	(N)	gram
gubâ	(ADJ)	destroyed; broken
gubâ	(V)	destroy; ruin
gustó	(PV)	like; want; wish; desire
gwápa	(ADJ)	beautiful; pretty
habagátan	(N)	south
habulán	(ADJ)	dull, as in a dull knife
hagdan/hagdánan	(N)	stairs; ladder
háin	(Q)	where (present time)
háit	(ADJ)	sharp, as in sharp blade/knife
hálang	(ADJ)	hot; spicy
hámis	(ADJ)	smooth (as in texture)
hángin	(N)	air; wind
hangtud	(C)	until; up to
hangyó	(V)	ask; request; bargain (IMP)
hápit	(ADV)	almost

Hapón	(N)	Japan; male Japanese
hardinéro	(N)	gardener
háwak	(N)	waist
hawód	(ADJ)	intelligent; knowledgeable
háyag	(ADJ)	bright, as in color
hayáhay	(ADJ)	windy; breezy
háyop	(N)	animal
hépe	(N)	chief (such as the police, fire department)
higála	(N)	friend
hígop	(V)	sip
híktin	(ADJ)	narrow
hilánat	(N)	fever
hilaw	(ADJ)	raw; uncooked
hínay	(ADJ)	slow; dull; dumb
hínay-hínay	(ADV)	slowly; slow down; slowly please
hinóg	(ADJ)	ripe (fruit)
hinúmdum	(V)	remember; recall
Hudíyo	(N)	Jew
húgas	(V)	wash
húgaw	(ADJ)	dirty
hugot	(ADJ)	tight
hukóm	(N)	judge
hulat	(V)	wait; await (IMP)
húmol	(V)	soak (IMP)
humán	(V)	finish (IMP)
humáy	(N)	rice
húmok	(ADJ)	soft (as in texture)
huna-huna	(N)	thought
huná-huná	(V)	think
hunít	(ADJ)	tough (refer to food)
húnong	(V)	stop, cease (IMP)
Húnyo	(N)	June
huót	(ADJ)	crowded; jammed; tight
húpong	(V)	swell; get swollen
hustó	(ADJ)	correct; right; enough
Huwébes	(N)	Thursday

ig-ágaw	(N)	cousin
igsóon	(N)	brother; sister
iháp	(V)	count
ihátag	(V)	will be given
ika-duhá	(ADJ)	second
ika-limá	(ADJ)	fifth
ika-napuló	(ADJ)	tenth
ika-pitó	(ADJ)	seventh
ika-siyám	(ADJ)	ninth
ika-tuló	(ADJ)	third
ika-únom	(ADJ)	sixth
ika-úpat	(ADJ)	fourth
ika-waló	(ADJ)	eighth
ikáw	(P)	you (singular)
ila	(P)	their; theirs
ilaila	(V)	introduce; get acquainted
ilálum	(PP)	under; beneath
ilímnon	(N)	beverage; drinks
ílok	(N)	armpit
ilóng	(N)	nose
imbitar	(V)	invite
ímo	(P)	your; yours (singular)
ináhan	(N)	mother
inasal	(ADJ)	roasted
inásal	(N)	roasted pig
Inglés	(N)	Englishman; English language
inhinyéro	(N)	engineer
ínit	(ADJ)	hot; warm
inóm	(V)	drink (IMP)
Intsik	(N)	Chinese; Chinese language
inyó	(P)	your; yours (plural)
iring	(N)	cat
irô	(N)	dog
isdá	(N)	fish
ispího	(ADJ)	thick, as in liquid

istasyon	(N)	terminal; bus, jeepney or train station
Italyáno	(N)	Italian; Italian language
itóm	(ADJ)	black
íya	(P)	hers; his
iyá-an	(N)	aunt
ka	(P)	you (singular, subject set)
kadláwon	(N)	dawn
kaáyo	(ADV)	very
kabán	(N)	trunk; chest
kábaw	(N)	carabao
kada	(ADJ)	every
kadiyut lang	(EX)	just a minute; in a little while
kadtó	(P)	that (far from both speaker and listener)
kadúla	(N)	playmate
kagabí-i	(ADJ)	last night
kágod	(V)	grate
káha	(N)	frying pan; wok
kahâ	(PA)	expression of speculation
kahápon	(ADV)	yesterday
kahéro	(N)	cashier
kaínom	(N)	drinking companion
kalbása	(N)	squash; pumpkin
kalbásang puti	(N)	white gourd
kaldéro	(N)	kettle; aluminum
kamagwáangan	(N)	eldest child
kamanghúran	(N)	youngest child
kamí	(P)	we (exclusive)
kamót	(N)	hand
kan-anan	(N)	place to eat
kan-ón	(N)	cooked rice
kanâ	(P)	that (far from the speaker, near the listener)
kanáko	(P)	to/from me
kanámo	(P)	to from us (exclusive)
kanáto	(P)	to/from us (inclusive)

kanding	(N)	goat
kang-kínsa	(Q)	whose
kaníla	(P)	to/from them
kanímo	(P)	to/from you (singular)
kanínyo	(P)	to/from you (plural)
kaníya	(P)	to/from him/her
kantá	(V)	sing
kanúnay	(P)	always
kanús-a	(Q)	when
káon	(V)	eat (IMP)
kapáyas	(N)	papaya tree; papaya fruit
kapé	(ADJ)	coffee colored
kapé	(N)	coffee
kapitán	(N)	captain
kápsula	(N)	capsule
kare-kare	(N)	ox-tail cooked with ground peanuts, string beans, etc.
karné	(N)	meat, in general
karsónes	(N)	trousers; long pants
kasadpan	(N)	west
kasagáran	(ADV)	often; usually
kasílyas	(N)	toilet
kasing-kasing	(N)	heart
katábang	(N)	helper; domestic helper
katórse	(ADJ)	fourteen
kátre	(N)	bed
katúlugan	(N)	place to sleep
katungá	(ADJ)	one-half
kaúban	(N)	companion
kaymíto	(N)	star apple
kéndi	(N)	candy
késo	(N)	cheese
kílay	(N)	eyebrow
kílo	(N)	kilogram
kilométro	(N)	kilometer
kinahánglan	(PV)	need; have to

kíni	(P)	this (near the speaker)
kitá	(P)	we (inclusive)
kláse	(N)	class
klínika	(N)	clinic
koléhiyo	(N)	college
kólon	(N)	earthen pot
kolór	(N)	color
kondúktor	(N)	conductor
konsehál	(N)	councilor
kugihán	(ADJ)	industrious; hard working;
kúha	(V)	get; take (IMP)
kuhá-on	(V)	will be taken; will be gotten (O-F)
kúla	(N)	paste; glue
kúlang	(ADJ)	not enough; insufficient
kumustá	(EX)	how are you?
kung	(C)	if; whether; in case of; in event of
kurídor	(N)	corridor; aisle
kúrso	(N)	course
kusgán	(ADJ)	strong
kusína	(N)	kitchen
kutsára	(N)	spoon
kutsílyo	(N)	knife
kwarénta	(ADJ)	forty
kwárta	(N)	money
kwárto	(N)	room
kwintás	(N)	necklace
láb-as	(ADJ)	fresh, as in fresh fish
labá	(V)	wash clothes (IMP)
labábo	(N)	sink
labandéra	(N)	laundry woman
lagí	(EX)	sure; of course
lahî	(ADJ)	different
lahî	(V)	be different
laínlaín	(V)	vary; make different
laínlaín	(ADJ)	different; varied

lakáw	(V)	walk; go (IMP, A-F)
laláki	(N)	male; man; boy
lamésa	(N)	table
lamî	(ADJ)	delicious; tasty
lamî	(N)	taste
lamók	(N)	mosquito
lang	(PA)	just; only
lansónes	(N)	lansones
lántsa	(N)	ferry boat
lapád	(ADJ)	wide
lapálapá	(N)	sole of the foot
lápís	(N)	pencil
lasáw	(ADJ)	thin (liquid); watery
layô	(ADJ)	far
lemonsíto	(N)	lemon
lí-og	(N)	neck
líbo	(ADJ)	thousand
líbog	(ADJ)	confused
libró	(N)	book
lig-on	(ADJ)	strong; durable; sturdy
lígo	(V)	go swimming; take a bath (IMP)
limá	(ADJ)	five
límot	(V)	forget
limpyó	(V)	clean (IMP)
lingkód	(V)	sit down
lítro	(N)	liter
lítro	(V)	measure by liter
litsón	(N)	roasted pig
lóla	(N)	grandmother
lólo	(N)	grandfather
lubád	(V)	fade
lubót	(N)	buttocks
lumi	(ADJ)	creased; wrinkled (paper or clothes)
lumpiá	(N)	deep-fried spring rolls
Lunés	(N)	MOnday
lungsod	(N)	town

lúspad	(ADJ)	pale; pale skinned
lúto	(V)	cooking
luy-á	(N)	ginger
lúya	(ADJ)	weak (referring to one's health)
luyó	(N)	back
maáyo	(ADJ)	good; well; fine; a call to announce one's presence
mádre	(N)	nun
maéstra	(N)	female teacher
maéstro	(N)	male teacher
mag-uúma	(N)	farmer
magpa-doktor	(V)	to have someone see a doctor (A-F)
magpa-ospital	(V)	to have someone confined (A-F, INF)
magpahímo	(V)	to get/have someone do something for another (A-F, INF)
magsusulat	(N)	writer; journalist
magtrabáho	(V)	will work (A-F)
mahál	(ADJ)	expensive; costly
mahímo	(V)	can; may; it's possible; it's okay; it's alright
makabálik	(V)	will be able to return (A-F, INF)
makasúlti	(V)	to be able to talk/speak with (A-F, INF)
makát-on	(V)	to learn (A-F, INF)
makatábang	(V)	will be able to help (A-F, INF)
makít-an	(V)	will be able to find (O-F)
makíta	(V)	will see (O-F)
málas	(ADJ)	unfortunate; unlucky
malipáyon	(ADJ)	happy
managso-on	(N)	siblings
mánang	(N)	an address of respect to an older woman
nanaog	(V)	came down
manggá	(N)	mango tree; mango fruit
mangingisdá	(N)	fisherman
mangutána	(V)	to ask question (A-F, INF)
maní	(N)	peanut
manók	(N)	chicken

mánoy	(N)	an address of respect to an older man
mansánas	(N)	apple
mantéka	(N)	cooking oil
mantekáon	(ADJ)	oily; greasy
mantikílya	(N)	butter
mapugngan	(V)	will be able to stop someone from doing something
Márso	(N)	March
Martés	(N)	Tuesday
martílyo	(N)	hammer
masabtan	(V)	able to understand (INF)
masakitón	(N)	sick person; ill
matá	(N)	eyes
matá	(V)	wake up
matábang	(V)	will be able to help
matúlog	(V)	will sleep (A-F, INF)
maúlaw	(V)	to be shy; to be embarrassed; to be ashamed (A-F)
may	(PA)	an existential particle indicating existence
Máyo	(N)	May
méyor	(N)	mayor
médyas	(N)	socks
mekániko	(N)	mechanic
mélon	(N)	melon
ménos	(V)	lessen; deduct; decrease; rootword
merkádo	(N)	market place
métro	(N)	meter
mga	()	plural marker for nouns
míki	(N)	egg noodles
mílya	(N)	miles
milyón	(N)	million
minanteká-an	(V)	deep fried
minúto	(N)	minute
mísis	(N)	Mrs.; matron
mister	(N)	Mr.
Miyérkoles	(N)	Wednesday

mongós	(N)	mung beans
mosúlat	(V)	will write (A-, IMP)
mu-úna	(V)	will go ahead; will go first (A-F)
muági	(V)	will pass by (A-F, IMP)
mubó	(ADJ)	short, as in size
muhángyo	(V)	will bargain/haggle (A-F, IMP)
mukúha	(V)	will get; will take (A-F, IMP)
mulakáw	(V)	will walk; will leave (A-F, IMP)
mupuyó	(V)	will live; will reside in a place (A-F, IMP)
mustása	(N)	mustard
musúlti	(V)	to speak (A-F, IMP)
na	(PA)	a particle equivalent to the English "already"
náa	(P)	there; there is/are; have
nagtuon	(V)	is studying; studied (A-F)
nahuman	(V)	was able to finish (A-F)
nakasabót	(V)	was able to understand (A-F)
nakig-istorya	(V)	talk with (A-F)
náko	(P)	my (first person, singular)
nalígo	(V)	is taking a bath, took a bath (A-F)
nalípong	(V)	feel/feeling dizzy (A-F)
námo	(P)	our (exclusive)
nánay	(N)	kinship term for mother
nanghupong	(V)	is swollen (A-F)
nangká	(N)	jackfruit
napúlo	(ADJ)	ten
naranghita	(N)	orange
nasámad	(V)	was wounded (O-F)
natáwo	(V)	given birth
náto	(P)	by us; our
natulog	(V)	slept; is sleeping; has gone to sleep (O-F)
náug	(V)	go down
nawóng	(N)	face
nga	()	a linker between a modifier and a word modified

ngábil	(N)	lips
ngadtô	(PN)	over there
ngaáan	(N)	name
nganhâ	(P)	there (near listener)
nganhî	(P)	here (near the speaker)
ngáno	(Q)	why
ngípon	(N)	tooth
ngíta	(V)	look for; find
ngitngit	(ADJ)	dark (night); dim
ni	()	singular non-subject for personal names (proper names)
niâ	(P)	here (near speaker)
niádto	(P)	that, over there
niádto	(V)	went
niána	(P)	that
niána	(ADV)	like that; that way
niíni	(ADV)	this (here)
nila	(P)	by them; their
nímo	(P)	by you; your (singular)
níndot	(ADJ)	beautiful; pretty (things)
nínyo	(P)	by you (plural)
nipís	(ADJ)	flimsy; thin as in paper, cloth, etc.
níwang	(ADJ)	thin; skinny
niyá	(P)	by him/her
Nobyembre	(N)	November
nókos	(N)	squid
ok-ok	(N)	cockroach
Októbre	(N)	October
ónse	(ADJ)	eleven
óo	(PP)	yes
opisína	(N)	office
óras	(N)	time; hour
ospítal	(N)	hospital
otsénta	(ADJ)	eighty
ótso	(ADJ)	eight

pa	(P)	yet; still
paá	(N)	thigh
paági	(N)	way; method; procedure
pagumángkon	(N)	nephew; niece
pagkaáon	(N)	food
pagkahumán	(ADV)	right after
pagpalít	(N)	the act or manner of buying
páit	(ADJ)	bitter
pakig-uban	(N)	good personal relations
pakwán	(N)	watermelon
pála	(N)	shovel
pálad	(N)	palm of the hand
palíhug	(EX)	please
palít	(V)	buy (IMP)
paliyá	(N)	amargoso; bitter melon
pamáhaw	(N)	breakfast
pamílya	(N)	family
pamínaw	(V)	listen
pamínta	(N)	black pepper; peppercorn
pan	(N)	bread
pan-os	(ADJ)	stale
panaderyá	(N)	bakery
panahón	(N)	weather; season
pananglitan	(N)	example
pandák	(N)	short and thick
pandáy	(N)	carpenter
pandesal	(N)	a bread roll
pangíta	(N)	job; occupation
pangíta	(V)	look for; find
pangutána	(N)	question
pangutána	(V)	ask; inquire
panihápon	(N)	dinner; supper
pánit	(N)	skin; covering; peeling
panítan	(V)	peel off (IMP, O-F); to peel off
paniúdto	(N)	lunch

pansat	(N)	prawn
pansít	(N)	a noodle dish
papalít	(V)	have someone buy (something) (A-F, IMP)
papél	(N)	paper; role
pára	(V)	stop; halt
para sa	(C)	for; in order to; so that
parát	(ADJ)	salty
páre	(N)	priest
parmásya	(N)	pharmacy
paryénte	(N)	relative
pasáyan	(N)	shrimp
pasyénte	(N)	patient
patahían	(N)	dress shop
patáy	(ADJ)	dead
patáy	(V)	kill
patáy	(N)	cadaver
patís	(N)	fish sauce
paúli	(V)	return home; go home (IMP)
Pebrero	(N)	February
péro	(PP)	but
pétsa	(N)	calendar date
pétsay	(N)	pechay; chinese cabbage
píkas	(V)	split into two; slice in two
píko	(N)	pick mattock
Pilipíno	(N)	Filipino
pilók	(N)	eyelash
píno	(ADJ)	fine (texture)
pinyá	(N)	pineapple
pipíno	(N)	cucumber
piso	(N)	peso
pító	(ADJ)	seven
pító	(V)	whistle (IMP)
pito	(N)	whistle
piye	(N)	foot (measurement)
piyér /pantalán	(N)	wharf; dock
piyésta	(N)	fiesta; feast

piyésta opisyal	(N)	official holiday
platíto	(N)	saucer
plíte	(N)	fare
pomáda	(N)	pomade
póspas	(N)	porridge cooked with spring onions, ginger, and chicken
pósporo	(N)	match
potáhe	(N)	food course
Fransés	(N)	French (person or language)
presidénte	(N)	president
présko	(ADJ)	fresh
présyo	(N)	price; cost; value
proyéкто	(N)	project
prútas	(N)	fruits
pulá	(ADJ)	red
pulgáda	(N)	inch
pulís	(N)	policeman
púlong	(N)	word
pulsó	(N)	pulse
pultáhan	(N)	door
púso sa saging	(N)	banana blossom
púsod	(N)	belly button; navel
putí	(ADJ)	white
putól	(V)	to cut something (INF)
rabanós	(N)	raddish (vegetable)
rambután	(N)	rambutan (fruit)
reló	(N)	watch
repólyo	(N)	cabbage
resíbo	(N)	receipt
sa	(PA)	to; is; on; at; of; by; from; towards; between; through
sa díli pa	(C)	before anything else
sab/pod	(PA)	also; too
Sábado	(N)	Saturday

sabáw	(N)	broth; soup
sabón	(N)	soap; detergent
sabót	(V)	understand; figure out
ságing	(N)	banana
ságol	(N)	ingredient
ságol	(V)	mix; stir
sakáy	(V)	ride; get on (IMP)
sakít	(ADJ)	painful
sakít	(V)	get sick; get hurt
sakít	(N)	illness; disease
sakyánan	(N)	vehicle for riding; means of transportation
sála	(N)	living room; receiving room
salámat	(EX))	thank you; thanks
sama	(ADJ)	like; same as; similar
sámad	(N)	wound
santól	(N)	santol (fruit)
sapa	(N)	river; brook; stream
sapátos	(N)	shoes
sari-sari	(ADJ)	varied; different
sari-sari	(N)	variety store
sársa	(N)	sauce
sastré	(N)	dressmaker
sayál	(N)	skirt
sayáw	(V)	dance
sayô	(ADJ)	early
sayôp	(ADJ)	wrong; incorrect
sayóte	(N)	sayote (vegetable)
sáys	(ADJ)	six
saysénta	(ADJ)	sixty
segúro	(ADV)	perhaps; maybe; probably; possibly
sekretárya	(N)	secretary
semána	(N)	week
senadór	(N)	senator; a lawmaker
sensilyo	(N)	loose change; coins
sentimétro	(N)	centimeter
Septiyembre	(N)	September

serbésa	(N)	beer
seténta	(ADJ)	seventy
si	()	singular subject marker for personal name
sibúyas	(N)	onion
sidlakan	(N)	east; the orient
sigadílyas	(N)	winged bean (vegetable)
sigarílyo	(N)	cigarette
síge	(V)	okay; all right; go on
síko	(N)	elbow
sikwáte	(N)	chocolate drink
silá	(P)	plural subject marker for personal names
silá	(P)	they; them
silángan	(N)	east
síli	(N)	chili pepper
silíngan	(N)	neighbor
simbáhan	(N)	church
sínaw	(ADJ)	shiny; bright
sinehan	(N)	cinema; movie theater
síngko	(ADJ)	five
síngkwénta	(ADJ)	fifty
singsíng	(N)	ring
sinína	(N)	clothes; dresses; attire
sinúgba	(ADJ)	was broiled (O-F)
sip-on	(N)	colds
sipílyo	(N)	toothbrush; brush
sira	(V)	close something (door)
siya	(N)	chair
siyá	(P)	he/she; him/her
siyám	(ADJ)	nine
sóbra	(ADJ)	more than enough; excessive
soríso	(N)	local pork sausage
sud-an	(N)	viand; any dish eaten with rice
sugbá	(V)	grill; roast
súka	(N)	vinegar
súki	(N)	a customer of long standing; patron; vendor

suklí	(N)	change (money)
sukod	(N)	measurement
súlat	(V)	write (IMP)
suláy	(V)	try; attempt; make an effort (IMP)
sulód	(V)	enter (IMP)
sulód	(ADJ)	inside; inner; in
sultí	(V)	say; tell
sunód	(ADJ)	next; the following
sunód ugmá	(ADJ)	the day after tomorrow; in two days
súroy	(V)	take a walk; wander; roam around; take somebody around
sus	(EX)	short for Jesus
súso	(N)	breast
suwang	(N)	chin
suwérte	(N)	luck; fortune
syénto	(ADJ)	hundred
syéte	(ADJ)	seven
syudád	(N)	city
taás	(ADJ)	tall; high
tab-ang	(ADJ)	bland; tasteless
tag-	()	number marker
tagá	()	place marker
tagá-diin	(ADV)	from where
tágo	(V)	hide
tagpíla	(ADV)	how much
tahí	(V)	sew
tahóng	(N)	mussels; shell fish
taliwala	(ADJ)	between; in the center; in the middle
talong	(N)	eggplant
tam-is	(ADJ)	sweet
tamátes	(N)	tomato
tambal	(N)	medicine
tambok	(N)	fat
tanán	(ADJ)	all; everyone; everything
tangkóng	(N)	swamp cabbage

tangkugo	(N)	nape; back of the neck
tanúm	(N)	plant
tanúm	(V)	plant (IMP)
tapulan	(ADJ)	lazy
tartanílya	(N)	horse-drawn carriage
tása	(N)	cup
taudtaud	(ADV)	shortly; soon; later on; after a while
táwag	(V)	call (as in phone call)
táwo	(N)	person; man; human being
tiil	(N)	foot
tíket	(N)	ticket
tikí	(N)	house lizard
tikod	(N)	heel
tilaw	(V)	taste
tindáhan	(N)	store, usually a variety store
tindéra	(N)	saleslady
tindero	(N)	vendor; salesman
ting	()	times; season; time marker
tinidór	(N)	fork
tinúod	(ADJ)	true
tinúod	(N)	the truth
tinúod	(V)	become true
tiyá	(N)	aunt (honorific)
tiyán	(N)	stomach; belly
tiyó	(N)	uncle (honorific)
trangáso	(N)	influenza
tráynta	(ADJ)	thirty
tráysikul	(N)	tricycle
tren	(N)	train
tres	(ADJ)	three
trése	(ADJ)	thirteen
tsa	(N)	teas
tsíko	(N)	chico (fruit)
tsinélas	(N)	slippers
tsitsaró	(N)	snow pea; chinese peas
tsokoláte	(N)	chocolate

tu-ó	(N)	right; side; turn right
tubígon	(ADJ)	watery; plenty of soup
túpad	(ADV)	next to; beside
tusíno	(N)	a meat marinated in soy sauce and spices
tutúnlan	(N)	throat
ubó	(N)	cough
úbod	(N)	coconut shoots
ubós	(ADV)	below: under; underneath; down
údto	(N)	noon
ug	(C)	and
ugángan	(N)	mother or father-in-law
ugát	(N)	vein
úgma	(ADV)	tomorrow
ugma-damlag	(ADV)	someday
úhaw	(ADJ)	thirsty
úli	(V)	go home; go back (IMP)
ulitáwo	(N)	a bachelor
úlo	(N)	head
umágad	(N)	daughter
úna	(N)	the first; the one ahead
úna	(ADJ)	first; ahead
úna	(V)	be the first; be ahead to something first (A-P)
unáhan	(ADV)	ahead; further ahead
úno	(N)	one
unód	(N)	flesh; meat; contents
unóm	(ADJ)	six
unsá	(Q)	what
unsá-on	(Q)	how
untá	(PA)	a particle which expresses a tentative desire for something
unyá	(ADV)	later; afterwards; after a while; later on
úpat	(ADJ)	four
úsa	(ADJ)	one
úsa pá	(EX)	wait a minute; just a second; for a short while

usáhay	(ADV)	sometimes
usbá	(V)	repeat (IMP)
útan	(N)	vegetables
utanon	(N)	vegetables; plants that be cooked as vegetables
útok	(N)	brain
uy	(EX)	oh; hey, an exclamation of surprise
walá	(ADJ)	left side
walá	(N)	left
yúta	(N)	soil; earth; land

CEBUANO

APPENDIX

A	ági	-	pass
	alkansé	-	lose money; sell below cost
	anhí	-	be here; come here
B	bábay	-	goodbye
	báhin	-	divide
	bálik	-	return
	bása	-	read
	bisíta	-	visit
	biyáhe	-	journey; travel
	búhat	-	do; make
	bulád	-	dried fish
búnga	-	bear fruit	
K	kagod	-	grate
	ká-on	-	eat
	dat-ón	-	learn
	kíta	-	see
	kúha	-	take
	kútana	-	ask
D	dalá	-	bring; carry
	dalí	-	hurry; come
	dáwat	-	receive
	dimáno	-	turn right
	disílya	-	turn left
	dúna	-	there is, are, was, were, will be
	dungóg	-	hear
G	galing	-	grind
	gámit	-	use
	gikán	-	come from
	gibáti	-	feeling

	gisá	- sautee=
	gubâ	- destroy; ruin
H	hangyó	- ask; request; bargain
	hátag	- give
	hígop	- sip
	hímo	- make
	hinúmdum	- recall; remember
	híwa	- slice; cut
	húgas	- wash (plates, hands)
	húmól	- soak
	humán	- finish
	húna-húna	- think
	húnong	- stop; cease
	hupong	- swell
I	ilaila	- introduce
	ihap	- count
	ímbitar	- invite
	inóm	- drink
L	labá	- wash clothes
	lakáw	- walk
	lahî	- different
	laín-laín	- vary; different
	lamí	- taste
	lígo	- swim; take a bath; shower
	límot	- forget
	lingkód	- sit down
	lípong	- dizzy
	lítro	- liter
	litsón	- roast
	lubád	- fade
	lúto	- cook
M	matá	- wake up

	ménos	-	less; reduce; decrease
N	náug	-	go down
	niadtó	-	went
P	palít	-	buy
	pamínaw	-	listen
	pangíta	-	look; find
	pánit	-	peel
	pára	-	stop; halt
	patáy	-	kill
	píkas	-	cut; slice; split into two
	píli	-	select; choose
	pitó	-	whistle
	pugóng	-	check; hold; control; restrain
	pugós	-	force
	putól	-	cut
	puyô	-	live; reside in
S	sabót	-	understand
	sakáy	-	ride; get on
	sakít	-	sick; hurt
	ságol	-	mix; stir
	salámat	-	thanks
	sámad	-	wound
	sayáw	-	dance
	síge	-	okay; all right; go on
	sirá	-	close
	súgba	-	grill
	súlat	-	write
	suláy	-	try; attempt
	sulód	-	enter
	súroy	-	wander; roam around; take a walk
	sultí	-	speak; talk; say
T	tábang	-	help

INTRODUCTION

This workbook has been designed to enable the Peace Corps Trainee to reinforce modules he takes up in formal language sessions in written form. This is in response to the varying learning styles that learners prefer. This will cater especially to the needs of the independent learner which is characteristic of most adult language learners.

Modules covered are on Community Entry Language Preparation (CELP) topics such as Socializing, Language to Manage Conversation, Eating, Shopping, Travelling, and Health. Included in each module is a variety of exercises in the areas of vocabulary, gambits and grammar. Supplementary worksheets on different grammatical points are included to give the learner a choice to work on an area he feels he needs to study further. Answers to most exercises are provided for the learner to check his own. Activities calling for varied responses will have to be checked by the language instructor.

Some modules include vocabulary not necessarily taken up in language sessions. This was done since training is so short a time for us to teach everything needed at your site. It is, therefore, suggested that you avail yourself of resources around you like other native speakers at the training site, host families, and printed language materials in getting meaning of words you may not be familiar with. Take up unclear points with your instructor, too.

Lastly, this workbook is based on the theory that students learn to speak the language by listening, speaking, reading and writing, in that order.

Paz B. Meman
Chief Language Coordinator
U.S. Peace Corps/Philippines

ACKNOWLEDGEMENTS

My special thanks to Dr. Arthur G. Crisfield, Training Officer for his encouragement and suggestions; to Ma. Teresita Palo, Language Specialist for reference materials and useful feedback; to Language Coordinators Yda Liongson and Betchie Jabson, and Assistant Language Coordinators Jun Terrenal and Tony Ordiz for their valuable support and most especially to the Language Instructors of Groups 238 and 239 for trying out the worksheets in their language classes.

Name : _____ Language : _____

I. **SOCIALIZING**

A. Write the target language equivalent of the following words:

1. Where _____
2. Who _____
3. What _____
4. From where _____
5. How many _____
6. Good/Fine _____
7. Will go _____
8. Work/Job _____
9. Age _____
10. Thank you _____

B. Give the correct Ilokano equivalent of the following question words by putting a check mark on the square next to the word:

1. What

kinsa

unsa

ngano

2. How many (used to ask for quantity)

kanus-a

unsa

pila ka buok

3. Why

kinsa

ngano

asa

4. Who

diin

unsaon

kinsa

5. Where

asa

kanus-a

kinsa

6. When

kanus-a

unsa

pila

7. How related (used to ask for cost or price)

tagpila

unsaon

diin

8. Which

kinsa

asa

ngano

9. How much (measurement)

unsa

asa

unsaon

10. Whose

kang kinsa

sa unsa

kang kinsa

11. How (used to ask for both manner of doing something and direction)

pila

gi-unsa

kinsa

12. How often (frequency)

kanus-a

makapila

unsaon

C. Form gambits on socializing by rearranging the words:

1. muadto ka asa -----
2. buntag maayong sab -----
3. ka kumusta -----
4. ka diin gikan -----
5. lang dinha -----
6. trabaho imong unsa'y -----
7. sa ako Bohol PCV -----
8. akong edad baynte singko ang -----
9. imong ngalan unsa'y -----
10. minyo pa ako dili -----
11. ko na muadto -----
12. ka asa gapuyo -----
13. mo binisaya makahibalo ka -----
14. didto imong buhaton unsa'y -----
15. dinhi kanus-a niabot ka sa Pilipinas _____

D. Supply the missing letters to complete the word:

1. pa _ ilya
2. _ dad
3. t _ ga d _ n
4. i _so _ n
5. t _ aba _ o
6. k _ m _ sta
7. ma _ y _ ma _
8. pa _ulay _ sa k _
9. biya _ e
10. as _ ka nagpuy _

E. Underline the correct answer. English word is given in each sentence as a clue.

1. Maayong _____ (hapon, gabii, buntag).
(evening)
2. Kumusta ka _____ (ka, sila, kami) karon?
(you, sing.)
3. Asa ka _____ (muadto, gikan, diin)?
(going)
4. Diin ka _____ (muadto, paingon, gikan)?
(have been)
5. Maayong buntag, _____ (sab/pud, lang, ka).
(too/also)
6. Asa _____ muadto? (sila, kamo, ka).
(you/sing.)
7. _____ lang (didto, nganha, dinhi) mo?
(Here)
8. Maayong _____ sab. (buntag, udto, hapon).
(afternoon)
9. Kumusta ang _____ nato. (balay, pangibuhì, trabaho)
(livelihood)
10. _____ pa! (gaginhawa, gakatawa, buhi)
(Still alive)

F. Answer the following questions:

1. Unsa'y imong ngalan?

2. Taga-diin ka?

3. Pila'y imong edad ?

4. Unsa'y imong trabaho dinhi sa Pilipinas?

5. Asa ang imong site assignment?

6. Minyo ka na ba?

7. Unsa'y trabaho sa imong tatay?

8. Unsay trabaho imong nanay?

9. Unsa'y trabaho imong igsoon?

10. Unsa'y imong trabaho sa Amerika?

NOTE: Please ask your instructor to check your work.

G. Write appropriate responses to the gambits:

1. Asa ka gikan?

2. Maayong hapon.

3. Kumusta ka?

4. Salamat.

5. Asa ka muadto?

6. Maayong buntag.

7. Sige, babay.

Note: Let your instructor check your work.

H. Figure out the correct response to the questions.

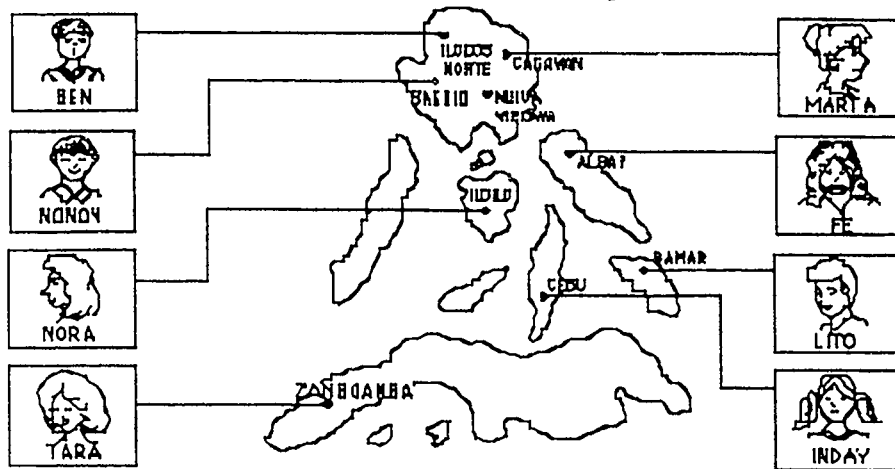
Encircle the letters only.

1. Taga-diin ka?
 - a. Ako si Jane.
 - b. Taga-California ak.
 - c. 22 anyos ako.
2. Unsay imong ngalan?
 - a. Wala pa.
 - b. Maestra ako.
 - c. Ako si Fe.
3. Pila na may imong edad?
 - a. Ako si Mary.
 - b. Taga-Chicago ako.
 - c. 19 anyos ako.
4. Unsa'y imong trabaho?
 - a. Dalaga pa ako.
 - b. Mag-uuma ako.
 - c. Lima kabuok ang akong igsoon.
5. Minyo ka na ba?
 - a. 15 na ako.
 - b. Dili pa.
 - c. Dinhi lang.

I. Figure out which questions is responded to by the statement given. Encircle the letter bearing the right answer:

1. 25 anyos na ako.
 - a. Unsa'y ngalan nimo?
 - b. Taga-diin ka?
 - c. Pila'y imong edad?
2. Dili pa.
 - a. Pila ka buok ang imong igsoon?
 - b. Minyo ka na ba?
 - c. Unsa'y imong trabaho?
3. Ako si Tony.
 - a. Unsa'y imong trabaho?
 - b. Unsa'y imong ngalan?
 - c. Unsa'y buhaton nimo dinhi?
4. Mag-uuma ako.
 - a. Unsa'y buhaton nimo dinhi?
 - b. Unsa'y imong ngalan?
 - c. Unsay imong trabaho?
5. Upat.
 - a. Pila ka buok ang imong igsoon?
 - b. Unsa'y imong trabaho?
 - c. Minyo ka na ba?

J. Study the illustration below then answer the questions that follow:



Questions:

1. Taga-diin si Marta? -----
2. Taga-diin si Ben? -----
3. Asa ang Baguio? -----
4. Kinsa ang taga-Baguio? -----
5. Asa ang Albay? -----
6. Kinsa ang taga-Iloilo? -----
7. Taga-diin si Inday? -----
8. Taga-Ilocos ba si Lito? -----
9. Asa ang Zamboanga? -----
10. Taga-diin si Nonoy? -----
11. Naa ba sa Visayas ang Nueva Vizcaya? -----
12. Naa ba sa Luzon ang Dumaguete? -----
13. Taga-diin si Tara? -----
14. Taga-Bicol ba si Nora? -----
15. Kinsa ang taga-Nueva Viscaya? -----

NOTE: Ask your instructor to check your work.

K. Read the paragraph and answer the questions after it:

Peace Corps Volunteer sa Agricultural Production si John. Nagtrabaho siya sa Dept. of Agriculture. Mutabang siya sa mga program sa gobyerno sama sa SALT project. Sa Barangay Liko-liko siya nagpuyo. Si Mr. Fidel Reyes ang superbisor niya ug si Carlos Salazar ang co-worker niya. Duha ka tuig siya dinhi sa Pilipinas.

1. Kinsa ang PCV?
2. Unsa ang programa niya?
3. Unsa ang HCA niya?
4. Unsa ang trabaho niya sa D. A.?
5. Asa siya nagpuyo?
6. Kinsa ang superbisor niya?
7. Kinsa ang co-worker niya?
8. Pila ka tuig siya dinhi sa Pilipinas?

L. Change si John to ako in the first sentence and change the remainder of the paragraph accordingly.

Peace Corps Volunteer sa Agricultural Production si John. Nagtrabaho siya Department of Agriculture. Mutabang siya sa mga programa sa gobyerno sama sa SALT project. Sa Barangay Liko-liko siya nagpuyo. Si Mr. Fidel Reyes ang superbisor niya ug si Carlos Salazar ang co-worker niya. Duha ka tuig siya dinhi sa Pilipinas.

Change all the underlined words in the paragraph so that it will apply to you.
Write your answer below.

M. Translate into Cebuano using the space below for your translation.

I'm Peter Scott. I'm 22 years old. I'm from the U.S. and live in California. I'm married with two kids. Presently, I work as a classroom teacher in _____ School. I have three brothers and one sister. My mother is Mary and my father is Paul. They are living in California.

N. Fill in the blanks with the correct marker or linker.

- PCV : Maayo ____ buntag.
- Barangay Kapitan : Maayo ____ buntag sab.
Sulod.
- PCV : Ako _____ Ted. Usa _____ PCV.
- BK : Lingkod kamo. Unsa'y ato?
- PCV : Nibisita lang ako. Sa kang Nana Marta
Perdoso ako nagapuyo.
- BK : Unsa'y trabaho nimo?
- PCV : Teacher Trainer ako.
Nagtrabaho ako _____ Central School.
- BK : Pilay imong edad?
- PCV : Beynte kuwatro.
- BK : Minyo ka na ba?
- PCV : Dili pa.
- BK : Daghan ____ gwapa ____ babaye dinhi.
Tingali'g gusto mo ____ magminyo dinhi.
- PCV : Duna ako'y girlfriend ____ Amerika.

O. Write a paragraph in the TL using the given competencies.
Use the space below.

1. To describe work in terms of employer/affiliation.
2. To state more information about one's work.

P. Underline the Cebuano equivalent of the given English words.

- | | |
|--------------------------------|------------------|
| 1. (ngalan, panahon, muadto) | 1. weather |
| 2. (kinabuhi, balay, bag-o) | 2. life |
| 3. (maayo, malipayon, usahay) | 3. fine, good |
| 4. (malipayon, usahay, maayo) | 4. sometimes |
| 5. (kusina, sala, kwarto) | 5. room |
| 6. (pahulay, tulog, sulat) | 6. t rest |
| 7. (sa dili pa, unya, karon) | 7. before |
| 8. (dili, gusto, karon) | 8. no, not |
| 9. (duna, wala, daghan) | 9. none, nothing |
| 10. (muadto, mubisita, biyahe) | 10. travel |

Q. Write a paragraph of 10 sentences using the TL describing your family in the U.S.

R. Give the correct response to the following questions:

1. Kumusta ang biyahe nimo?

2. Pila ka oras ang biyahe gikan sa Amerika paingon sa Pilipinas?

3. Kinsa ang imong maestra sa Cebuano?

4. Asang barangay ka nagpuyo?

5. Kanus-a ka niabot dinhi sa Pilipinas?

6. Unsang kursoha ang imong natapos?

7. Unsa'y panahon karon sa Amerika?

8. Unsa'y ngalan sa pamilyang imong gipuy-an?

9. Kahibalo ka bang mubinisaya?

10. Unsa ka na kadugay dinhi?

S.

Match competencies with the gambits. Write the letters only:

Competencies

Gambits

- | | |
|---|-------------------------------------|
| _____ 1. to express one's intention to leave | a. Sige, mu-una ko ninyo. |
| _____ 2. to ask about one's purpose for leaving | b. Unsa'y buhaton nimo sa lungsod? |
| _____ 3. to excuse oneself | c. Ako si Grace. |
| _____ 4. to state one's age | d. May 'joke' ako. |
| _____ 5. to state where one is going | e. Minyo ka na? |
| _____ 6. to ask someone's name | f. 19 anyos na ako? |
| _____ 7. to ask where one is going | g. Pahulay usa. |
| _____ 8. to greet informally | h. Muadto na ko |
| _____ 9. to state one's purpose for leaving | i. Unsa'y imong trabaho? |
| _____ 10. to introduce oneself | j. Nagtrabaho ako sa DA. |
| _____ 11. to ask someone's marital status | k. Sa lungsod. |
| _____ 12. to tell a joke | l. Magbantay ka. |
| _____ 13. to encourage someone to get some rest | m. Bisitahan nako ang Brgy. Kapitan |
| _____ 14. to ask someone's occupation | n. Asa ka muadto? |
| _____ 15. to describe one's work in terms of employer/affiliation | o. Unsay imong ngalan? |
| | p. Kumusta? |

T. Make your own gambits based on the following competencies.
Use the space below:

1. To ask about PCV's project.
2. To state name of project and/or plans.
3. To ask how project will address need of the community.
4. To state how project will address needs of the community.
5. To ask about PCV's role in the project.
6. To state PCV's role in the project.
7. To excuse oneself.
8. To ask about one's marital status.
9. To tell a joke.
10. To ask someone's name.
11. To encourage someone to get some rest.
12. To ask one's occupation.
13. To describe work in terms of employer/affiliation.
14. To state one's purpose for leaving.
15. To express one's intention to leave.

U. Use a linker to signify a modification sequence between the adjective and the noun:

e.g. limpyo (clean) + tubig (water)

Answer: limpyo nga tubig

1. gwapa (pretty) + babaye (girl)

2. init (hot) + tubig (water)

3. limpyo (clean) + kwarto (room)

4. dako (big) + balay (house)

5. taas (tall) + lalaki (man)

6. duol (near) + tindahan (store)

7. mubo (short) + bata (child)

8. taas (long) + istorya (story)

9. daghan (plenty) + trabaho (work)

10. puti (fair) + babaye (woman)

II. MANAGING A CONVERSATION/LEARNING

A. What would you say?

1. You want someone to repeat what he said.

2. You want a person to say the target language equivalent of an English word or expression

3. You want someone to slow down in his speech.

4. You want to say that you understood what another person said.

5. You want a person to know that you did not get what he said.

B. Add a word to show respect:

e.g. luto (cook) palihug luto

1. hatag (give)

2. limpyo (clean)

3. basa (read)

4. kuha (get)

5. sulat (write)

C. Add an affix to the verb to show respect. Then use it in an imperative sentence incorporating the noun into it:

e.g. luto (cook) + pansit (noodles)
Palihug luto-a ang pansit.

1. hatag (give) + libro (book)

2. limpyo (clean) + kwarta (room)

3. basa (read) + mantala-an (newspaper)

4. kuha (get) + tubig (water)

5. sulat (write) + ngalan (name)

6. dala (bring/take) + pagkaon (food)

7. alsa (carry) + lamesa (table)

D. Give the correct gambits of the following competencies.

Use the space below for your answers:

1. To state level of ability to speak target language.
2. To state level of ability to understand target language.
3. To ask someone to repeat.
4. To ask someone to pause /stop speaking for a moment.
5. To ask for meaning in target language (definition/explanation)
6. To state meaning (definition/explanation).
7. To ask how to say something in TL.
8. To state how to say something in TL.
9. To ask for appropriateness of certain expressions in given questions.
10. To state lack of understanding.
10. To state confusion.
11. To confirm understanding.

III. EATING


A. Identify the fruit or vegetables:




1.



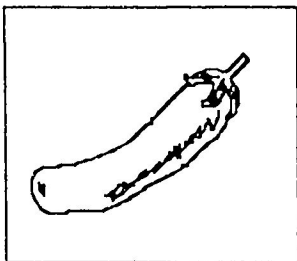
2.




3.




4.



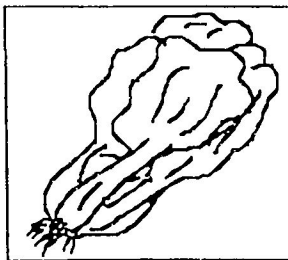
5.



6.



7.



8.

B. GUESS WHAT IT IS :

1. gamay, murag lemon, may liso, prutas

2. murag taas, mahimong dalag, berde o orens, prutas,

3. duna'y usa ka dakong liso, gamiton sa guacamoli, lami

4. utanon, mahimong sa omelet, murag taas, panitan

5. pait, utanon, dili gusto sa daghan nga Amerikano

C. Write gambits for the following competencies:

1. to ask name of food

2. to ask taste of food

3. to offer food to someone

4. to ask how food is eaten

5. to ask how food is prepared

NOTE: Ask your instructor to check on your work.

D. Write OO (correct) if the statement is true. If false, correct the statement. Write your answer on the space provided before the number. The underlined word serves as the clue.

- 1. Pait ang ti asukar.
- 2. Tam-is ang manggang hinog.
- 3. Aslom ang hilaw nga saging.
- 4. Pait ang paliya.
- 5. Parat ang hilaw nga mangga.
- 6. Aslom ang kalamansi.
- 7. Halang ang sili.
- 8. Tab-ang ang asin.
- 9. Tam-is ang kendi.
- 10. Parat ang kan-on.

E. Match Column A with Column B. Write the letters only.

	A	B
-----	1. fried banana	a. isda
-----	2. boiled	b. sarsado
-----	3. raw	c. bukog
-----	4. with sauce	d. nilung-ag
-----	5. ingredients	e. manok
-----	6. bones	f. gimantika-an nga saging
-----	7. fat	g. hilaw
-----	8. meat	h. sagol
-----	9. chicken	i. tambok
-----	10. fish	j. unod

F. Write gambits for the following competencies:

1. To ask name of food

2. To ask taste of food

3. To offer food

4. To respond to offer for food

5. To ask how food is eaten

6. To ask how food is prepared

NOTE: Ask your instructor to check your work.

G. Form questions on asking for preferences using the given clues:

e.g. coffee or tea (drink)

Unsa'y gusto nimo nga im-non, kape or tsa?

1. mango or pinapple (eat)

2. tryke or bicycle (ride)

3. T-shirt or polo shirt (buy)

4. Sagada or Baguio (place)

5. beach or mountains (place to go)

6. pansit or fried chicken (cook)

7. beer or gin (drink)

8. pork or beef (eat)

9. peanuts or potato chips (buy)

10. vegetable or meat (give)

NOTE: Let your instructor check your work.

H. It's mealtime. Read the dialogue between John and his host mother.

HOST MOTHER	JOHN
John, manga-on nata.	Kadiyot lang. Humanon sa nako ang akong gibuhat.
Dali na. Mabugnaw ang pagka-on.	Naa na. Unsa kini?
Dinugu-an na. Tilawi. Lami.	Nganong itom ang kolor?
Dugo man gud na sa baboy.	Unsa pa?
Naa'y tina-e ug ubang sulod sa ginhawa-an.	Sige. Akong tilawan.

Answer the questions:

1. Kinsa ang nitawag kang John? -----
2. Niadto ba siya dayon? -----
3. Ngano? -----
4. Unsang pagkaon ang diha sa lamesa? -----
5. Unsang kolora ang pagka-on? -----
6. Ngano? -----

- I. Choose among the given words below the description on how food may be prepared. You can write more than one answer for each number.

Choices: gisahon (sauteed), sinugba (broiled), pritohon (fried),
gilung-ag (boiled), gilat-an (boiled)

1. fish

2. cabbage

3. egg

4. french fries

5. pork

6. barbecue

7. eggplant

8. potatoes

9. chicken

10. noodles/pasta

J. Underline the word that does not belong to the group.

1. (tam-is, aslom, parat, lung-ag)
2. (mangga, pan, pinya, saging)
3. (sibuyas, asin, bawang, kamatis)
4. (gigisa, kagumkum, giprito, gilung-ag)
5. (itlog, asukar, asin, paminta)
6. (repolyo, manok, baka, baboy)
7. (patis, suka, talong, bago-ong)
8. (kape, beer, gatas, tsa)
9. (adobo, pinakbet, paksiw, balut)
10. (tilapia, lapu-lapu, bangus, pasayan)
11. (alimango, nukos, sitaw, tahong)
12. (patatas, bayabas, chico, lansones)
13. (kalabasa, kangkong, petsay, dahon sa kamote)
14. (dulse, asukar, biko, tubig)
15. (mantika, paminta, asin, pansit)

K. Transform the statements into questions:

e.g. Tam-is ang pinya.

Tam-is ba ang pinya?

1. Aslom ang mangga.

2. Nika-on ang bata.

3. Nipalit siya ug kapayas.

4. Hinog na ang saging.

5. Gusto siya ug paliya.

6. Nagluto siya ug sinigang.

7. Nikaon na siya.

8. Gitilawan niya ang balut.

9. Gusto siya ug bago-ong.

10. Parat ang pansit.

IV. SHOPPING

A. Match Column I with Column II by writing the letter of the answer on the space before the English word:

I	II
_____ 1. soap	a. isda
_____ 2. milk/creme	b. kape
_____ 3. eggs	c. gas
_____ 4. bread	d. manok
_____ 5. coffee	e. pan
_____ 6. cooking oil	f. tubig
_____ 7. fish	g. sabon
_____ 8. chicken	h. utanon
_____ 9. vegetable	i. gatas
_____ 10. cooking gas	j. itlog
	k. mantika

B. 1. Write the Cebuano equivalent of the following numbers:

- | | | | | | |
|----|----|-------|-----|---|-------|
| 1. | 10 | _____ | 6. | 6 | _____ |
| 2. | 3 | _____ | 7. | 9 | _____ |
| 3. | 5 | _____ | 8. | 1 | _____ |
| 4. | 8 | _____ | 9. | 4 | _____ |
| 5. | 7 | _____ | 10. | 2 | _____ |

B. 2. Write the Spanish equivalent of the following numbers:

- | | | | | | |
|-----|----|-------|-----|----|-------|
| 11. | 12 | _____ | 16. | 19 | _____ |
| 12. | 15 | _____ | 17. | 16 | _____ |
| 13. | 20 | _____ | 18. | 14 | _____ |
| 14. | 17 | _____ | 19. | 18 | _____ |
| 15. | 13 | _____ | 20. | 11 | _____ |

C. Re-arrange the letters to form words:

NUMBER		COLORS	
1. tlou	-----	1. tpui	-----
2. ailm	-----	2. tiom	-----
3. uas	-----	3. dbree	-----
4. ptua	-----	4. pkea	-----
5. tpio	-----	5. auls	-----
6. lopuan	-----	6. ualp	-----
7. awlo	-----	7. dlaag	-----
8. uahd	-----		
9. ymasi	-----		
10. muod	-----		

D. Write the Spanish equivalent of the following:

- | | | | |
|-----|---|-------|-------|
| 1. | P | 2.00 | ----- |
| 2. | P | 8.00 | ----- |
| 3. | P | 4.00 | ----- |
| 4. | P | 10.00 | ----- |
| 5. | P | 3.00 | ----- |
| 6. | P | 12.00 | ----- |
| 7. | P | 18.00 | ----- |
| 8. | P | 7.00 | ----- |
| 9. | P | 20.10 | ----- |
| 10. | P | 15.00 | ----- |

E. Make your own gambits based on the following competencies.
Use the space below for your answer:

1. To ask price

2. To state price

3. To complain about the price

4. To negotiate a bargain

5. To insist on original price

6. To agree to a price

7. To disagree with price (not make a purchase)

8. To ask for change (if purchase is made)

9. To identify incorrect change and ask for correct amount

10. To ask for a receipt

11. To give a receipt

F. Complete the dialogue:

A. _____ kining utan?

B. P 5.00 ang usa.

A. Mahimong _____

B. Oo, mahimo, pila ang imong gusto?

A. P 4.00 na_____.

B. Dili pwede/puwede. Maalkansi ako.

A. P4.50 _____, sige na.

B. O, sige.

A. Dia ang _____.

B. Salamat.

G. Read the story:

Usa ka adlaw, niadto si Maria sa merkado. Nipalit siya ug 6 ka itlog, usa ka kapayyas, usa ka botelyang kape, napulo ka pan, ug duha ka sabong humot. P10.00 ang usa ka gamay nga kapayyas. Mahal kini. Barato ang itlog, P1.50 ang usa. P15.00 ang kape. P.50 ang usa ka buok pan. P8.50 ang usa ka sabong humot. Gusto niyang mopalit ug mangga, pero mahal kini. Dili niya maabot ang presyo.

1. Complete the table using words.

	Pila ka buok?	Tagpila ang usa?	Pila ang tanan?
a. itlog			
b. kapayyas			
c. kape			
d. pan			
e. sabon			

2. Answer the following questions:

1. Asa niadto ni Maria?

2. Unsa'y iyang gipamalit?

3. Unsa ang mahal?

4. Unsa ang barato?

5. Pila ang tanan?

H. Questions to answer:

1. Tagpila ang mangga?

2. Pila ang hangyo sa mopalit?

3. Gihatag ba sa tindera?

4. Ngano man?

5. Kinsa ang suki?

6. Pila ang hatag sa tindera?

7. Pila ka buok ang gipalit?

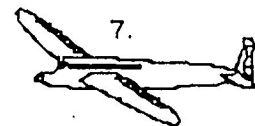

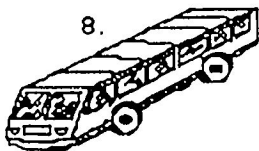

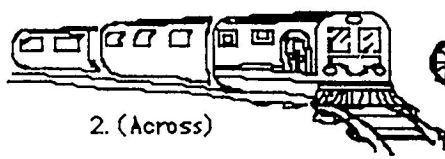
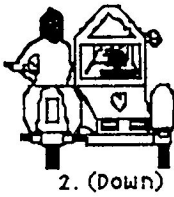
8. Para kang kinsa ang gipalit nga manga?

9. Duha ka dosena ba ang gipalit?

NOTE: Let your instructor check your work.

V. TRAVELLING

A. Write the name of the following transportation using the drawing as clue:



B. Complete the different means of transportation by supplying the missing letters.

1. t _ _ n
2. s _ k _ _ _ n
3. b _ s
4. d _ y _ p
5. tr _ k
6. b _ _ k _
7. b _ s _ kl _ _ a
8. t _ _ t _ n _ _ y _
9. _ r _ p _ a _ o
10. tr _ ys _ k _ l

C. Underline the word that is not related to travelling:

1. mangutana, mosulat, mobayad
2. magtanom, mosaka, manaog
3. muagi, modagan, naglaba
4. magbayad, maningil, nagtudlo
5. kolon, traysikol, bisikleta
6. paningit, prutas, plete
7. lingkod, tindog, langoy
8. nagbasketbol, molarga, mohulat
9. hilak, duol, layo
10. likod, taas, unahan

D. List (10) ten target language words related to transportation. Use each word in a sentence. (Ask your LI to check your sentences).

e.g. Words : mosakay Sentences : Musakay ako sa bus.
biyahe Pila ka oras ang biyahe?

WORD

- 1.
- 2.
- 3.
- 4.
- 5.
- 6.
- 7.
- 8.
- 9.
- 10.

SENTENCES

- 1.
- 2.
- 3.
- 4.
- 5.
- 6.
- 7.
- 8.
- 9.
- 10.

E. Below is a schedule of activities. Answer the following questions in words:

Schedule:	
6:30	Breakfast
7:30	Community Meeting
8:00	Session I
10:00	Merienda
10:15	Session II
12:00	Lunch
1:30	Session III
3:00	Merienda
6:30	Dinner

Questions:

1. Unsang orasa ang pamahaw?

2. Unsang orasa ang "Community Meeting"?

3. Unsang orasa ang "Session I"?

4. Unsang orasa ang "Merienda" sa buntag?

5. Unsang orasa ang "Merienda" sa hapon?

6. Unsang orasa ang "Session II"?

7. Unsang orasa ang "Session III"?

8. Unsang orasa ang panihapon?

9. Unsang orasa ang paniudto?


10. Unsang orasa ang "Session IV"?

F. Write the following time expressions in Cebuano:


1. one thirty -----
2. two thirty -----
3. nine thirty -----
4. three thirty -----
5. six thirty -----
6. four thirty -----
7. seven thirty -----
8. five thirty -----
9. ten thirty -----
10. eight thirty -----

Study the map below, then do the exercise on the next page.

MAP




MABINI STREET





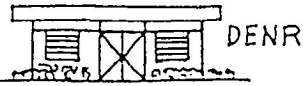
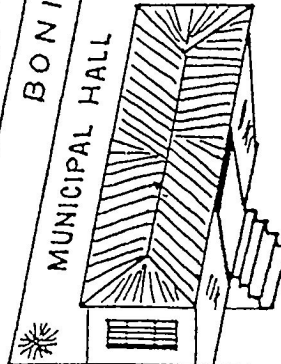

RIZAL STREET



BONIFACIO STREET



ARELLANO STREET



G. Study the map and fill in the blanks:

1. Naa sa _____ sa ospital ang drugstore.
2. Naa sa _____ sa eskwelahan ang restaurant.
3. Naa sa _____ Street ang sari-sari store.
4. Naa sa _____ sa drugstore ang balay.
5. Naa sa _____ sa restaurant ang simbahan.
6. Naa sa _____ sa eskwelahan ang sari-sari store.
7. Naa sa _____ Street ang basketball court.
8. Naa sa _____ sa drugstore.
9. Naa sa _____ sa eskuelahan ang restaurant.
10. Naa sa _____ Street ang munisipyo.

H. Write the Cebuano equivalent of the following:

1. turn right

2. turn left

3. corner

4. will get off

5. to ride

6. fare

7. transportation/vehicle

8. bus station

9. stop

10. trip/travel

11. time

12. to arrive

13. to leave/depart

14. far

15. near

I. Read the selection and answer the questions:

Muadto si Mary sa opisina sa Department of Agriculture. Naa sa poblacion ang opisina. Magdiyipni siya sa pag-adto didto. Ka-usa ra siya mosakay. Uno singkwenta ang bayad sa diyipni.

Mga pangutana:

1. Kinsa ang muadto sa opisina?
2. Asang opisina ba siya muadto?
3. Asa man ang opisina?
4. Nagbus ba siya?
5. Nagtraysikel ba siya?
6. Unsa'y iyang sakyan?
7. Pila ka beses siya mosakay?
8. Pila man ang bayad sa diyipni?

J. Complete the gambits by choosing from the words below:

plete, orasa, sakyanan, muagi, kalayo

1. Unsang _____ mulargo kini?
2. Unsang _____ muadto sa Pampanga?
3. Unsa _____ ang Gapan sa Cabanatuan?
4. Tagpila ang _____ gikan sa Manila?
5. _____ ba kini sa Cabanatuan?

L. Write the target language equivalent of the gambits:

1. Where is this jeepney going?

2. How much is the fare from here to Manila?

3. I'm getting off here.

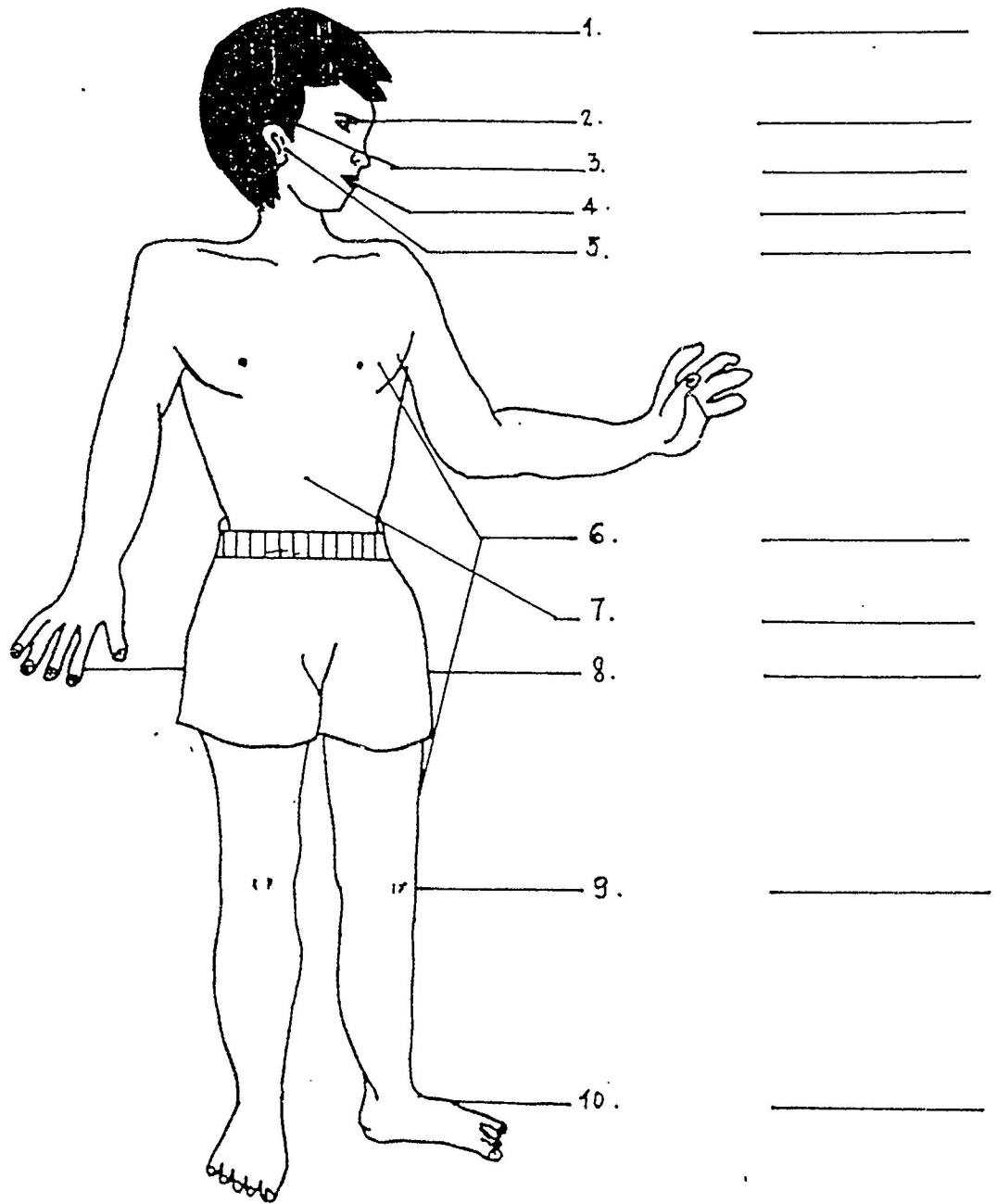
4. Here's my fare.

5. What time is this bus leaving?

6. Will this pass through Bulacan?

7. How far is Cebu from here?

VI. HEALTH



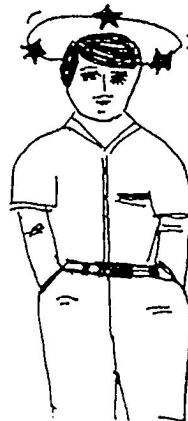
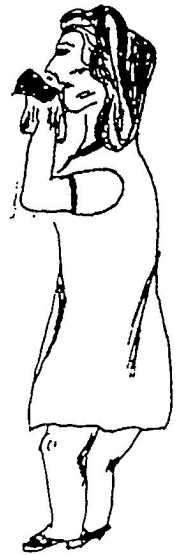
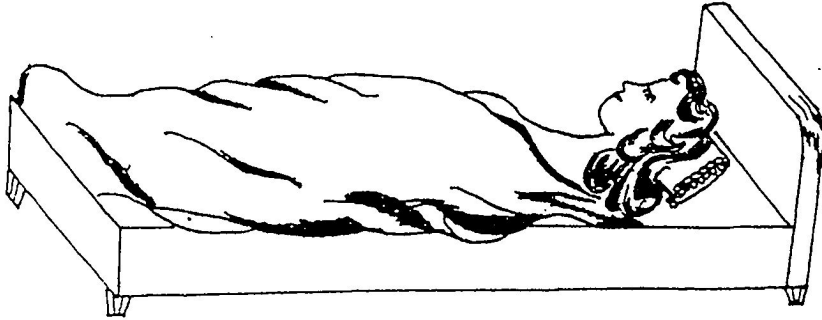
A. Rearrange the letters to form different parts of the body.

- | | | | |
|----------|-------|--------------|-------|
| 1. kuobh | _____ | 6. aamt | _____ |
| 2. kstmo | _____ | 7. langdguan | _____ |
| 3. awala | _____ | 8. abab | _____ |
| 4. aap | _____ | 9. ytian | _____ |
| 5. lou | _____ | 10. dhyuo | _____ |

B. Give the Cebuano equivalent of the different parts of the body and use in a sentence:

1. eyes -----
2. nose -----
3. lips -----
4. ears -----
5. mouth -----
6. fingers -----
7. feet -----
8. face -----
9. head -----
10. teeth -----

C. Describe your feelings if you were in the following situations:



D. Read the story and answer the questions below it:

Peace Corps Volunteer si John. Sa Bohol ang site niya. Usa ka adlaw, muadto siya sa Barangay Gamay. Nikaon siya ug kilawin.

Nagkalibang siya ug duha ka adlaw. Niadto siya sa doktor. Gihatagan siya ug tambal ug gisultihan nga magbantay siya sa iyang ka-omon.

1. Kinsasi John?
2. Asa ang iyang site?
3. Diin siya muadto usa ka adlaw?
4. Unsa ang gi-adto niya?
5. Unsa'y nahitabo sa nipauli na siya?
6. Kinsa ang gi-adto niya?
7. Unsa'y gihatag sa doktor?
8. Unsa'y gisulti sa doktor niya?

E. Write all the verbs in the story. There are nine (9) of them and write their English equivalent.

1. -----
2. -----
3. -----
4. -----
5. -----
6. -----
7. -----
8. -----
9. -----

F. Answer the following questions:

1. Unsa kataas ang imong buhok?
2. Pila ka buok ang imong mata?
3. Pila ka buok ang imong ilong?
4. Unsa ka kataas?
5. Unsa'y kolor ang mga mata mo?
6. Pila ka buok ang imong dalunggan?
7. Pila ka buok ang imong mga tudlo?
8. Unsa'y kolor ang imong buhok?
9. Pila ka buok ang imong kamot?
10. Pila ka buok ang imong ulo?

Ask your instructor to check your work.

G. Give the Cebuano equivalent of the given expressions:

1. "I feel dizzy".

2. "I feel weak".

3. "I'm wounded."

4. "I cut myself."

5. "I have a headache."

6. "Help me."

7. "Do you have medicine."

8. "I want aspirin."

9. "I have a stomach ache."

10. "My tooth is aching."

H. Negate the following sentences:

1. Duna siya'y sakit.

2. Nagsakit ang ulo niya.

3. May hilanat siya.

4. Kinahanglan ko ug "bandage".

5. Sakit ang dunggan ko.

6. Muadto ako sa doktor.

7. Gusto ko ug kilawin.

8. Duna'y doktor.

9. Nasamad ang kamot ko.

10. Gikapoy ako.

SUPPLEMENTARY WORKSHEETS

MAKERS

PRONOUNS

ADJECTIVES

PSEUDOVERBS

VERB ASPECTS

VERB CASE

SENTENCE EXPANSION

GAMBIT EXPANSION

PARTICLES

CONNECTORS

MARKERS:

Use appropriate markers to complete the sentence:

1. Muadto _____ Mary _____ opisina.
2. Nipalit _____ bata _____ kendi.
3. Gikaon _____ John _____ mangga
4. Magluto _____ nanay _____ pansit.
5. Nagtanom _____ mag-uuma _____ binhi.
6. Gihatag _____ bata _____ kendi.
7. Nisakay _____ Peter _____ traysikol.
8. Gilimpyuhan _____ Carla _____ kwarto.
9. Nagsakit _____ ulo _____ Pam.
10. Unsa _____ gikuha no _____ nursery?

PRONOUNS:

Underline the correct pronoun:

1. (Ako, Ko, Ikaw) si John.
2. Taga Texas (ko, ako, ako).
3. Igsoon (ako, ako, ko) si Manny.
4. (Ko, Akong, Ako) kini nga lapis.
5. Gwapa (siya, niya, kaniya).
6. Doktor (niya, siya, kaniya).
7. Nikaon (ikaw, ka, mo) .
8. Nakapalit (sa amo, ato, kami) ug fertilizer.
9. Sa (kaniya, ila, sila) ka mangutana.
10. Giluto (namo, nato, kami) ang pansit.

GRAMMAR

Identify and use the pronouns in sentences. Use the space below for your answers.

1. First person, singular

2. Third person, singular

3. Second person, singular

4. First person, plural (dual)

5. Third person, plural

6. First person, plural (incl.)

7. Second person, plural (excl.)

ADJECTIVES:

Underline the correct form of the adjective:

1. (Gwapa, Mas gwapa) si Jane.
2. (Mas bugnaw, Bugnaw) sa Sagada.
3. (Mas lami, Pinakalami) ang lasagna.
4. (Init, Mas init) ang Pangasinan kaysa Tuguegarao
5. (Pinakalisud, Lisud) mabuhi sa bukid.
6. (Pareho ka dako, Pinakadako) si Nancy ni John.
7. (Pinakalimpyuhan, Pinakalimpyo) ang Baguio.
8. (Mas lami, Lami) ang gikan-an nila.
9. (Maitum, Itum) ang iring.
10. (Pinakagubot, Ang gubot) ang Manila.

ADJECTIVE:

Answer the questions based on the given statements.

e.g.

Gwapa si Rose.

Kinsa ang gwapa? si Rose.

1. Mas barato ang saging kaysa mangga.
Unsa ang mas barato kaysa mangga?

2. Pinakanindot ang Baguio.
Unsa ang pinakanindot?

3. Buotan si John sa iyong amo.
Kinsa ang buotan?

Asa buotan si John?

4. Mahal ang prutas sa merkado/tsanggi.
Unsa ang mahal sa merkado/tsanggi?

Asa ang mahal nga prutas?

5. Mas limpyo ang Cebu kaysa Manila.
Unsa ang mas limpyo kaysa Manila?

6. Layo ang Naga sa Sorsogon.
Unsa ang layo sa Sorsogon?

ADJECTIVES AS PREDICATE IN THE SENTENCE:

Answer the questions:

1. Unsa ang mas gamay, ang liso sa kamatis o liso sa bayabas?

2. Unsa ang mas daku, liso sa mangga o liso sa abokado?

3. Unsa ang mas daling mamunga, mangga o mabolo?

4. Unsa ang labing gahi nga kahoy?

5. Unsa ang labing lig-on nga kahoy?

6. Unsa ang labing nindot nga kahoy?

7. Asa man makita ang labing taas nga kahoy sa tibuok kalibutan?

8. Unsa para nimo ang labing lami nga prutas?

9. Unsang kahoya ang dili gusto sa anay?

10. Unsang kahoya ang gusto kaayo sa anay?

PSEUDO VERBS:

Fill in the blanks with the correct pseudo verb by choosing from

GUSTO, KINAHANGLAN, MAHIMO and AYAW:

1. _____ (like) ko ug coke.
2. _____ (don't) pag-inom sa coke niya.
3. _____ (need) namo ang coke.
4. _____ (able) makita ka niya.
5. _____ (can handle) madala ni John siya.
6. _____ (need) ko magtuon sa liksyon.
7. _____ (must) muadto ko sa doktor.
8. _____ (like) si Nanay sa pagkaon.
9. _____ (need) ang tabang.
10. _____ (don't) pag-inom ug bino.

VERB ASPECTS:

Underline the form in parenthesis that most appropriately completes the sentences.

1. (Muadto, Niadto, Giadto) ako sa Maynila gahapon.
2. (Gikaon, Kaonon, Magkaon) nila ang pansit karon.
3. (Nipalit, Mapalit, Paliton) ni John ang T-shirt ugma.
4. (Nagtrabaho, Magtrabaho) ako dinhi duha ka tuig.
5. (Muinom, Niinom, Mag-inom) siya ug gatas kada adlaw.
6. (Nagdagan, Magdagan, Nidagan) kami sa Roxas Blvd. sa niaging adlaw.
7. (Nagtuon, Nituon, Magtuon) ako ug Tagalog karon.
8. (Ihatag, Paghatag, Hatagi) mo kana kang Mark.
9. (Naglimpyo, Maglimpyo, Nilimpyo) ko sa balay adlaw-adlaw.
10. (Magsulat, Nagsulat, Nisulat) ako sa amo sa Domingo.

VERB CASES:

Underline the correct form of the verb:

1. (Magluto, Lutuan) kami ug pinakbet.
2. (Muinom, Niinom) ka sa imong tambal.
3. (Nilimpyo, Naglimpyo) si John sa kuwarto.
4. Gusto ko (muhulam, nihulam) ug kuwarta.
5. (Musulat, Nisulat) ko ni Lorna.
6. (Muhangyo, Hangyo-on) namo ang otonan.
7. (Muadto, adtoon) ako sa Manila.
8. (Nikaon, Mukaon) na sila.
9. (Magtindog, Pagtindog) kitang tanan.
10. (Mukanta, Gikanta) si Mary ug "Matud Nila".
11. (Mupalit, Paliton) siya ug lansones.
12. (Magbasa, Basahon) sila ug peryodiko.
13. (Maghimo, Himoon) sila ug A-frame.
14. (Nagtuon, Pag-tuon) ako ug Tagalog.
15. (Pagdagan, Mudagan) kami ugma sa lunsod.

VERB ASPECTS/CASES:

Something is wrong with the sentences. Write them in their correct form:

1. Kinsa ang nikaon ang bayabas?

2. Gusto mong adobohon ug manok?

3. Muadto ikaw ba sa Manila?

4. Gikaon ako sa balut gabi-i.

5. Magtanum ako sa ipil-ipil ugma.

6. Makapalit ka ba ug abono sa miaging semana?

7. I-andam ka na ang mga sagol para sa pinakbet?

8. Gitilawan ko sa paliya gahapon.

9. Palihug tawag ang John.

10. Ikaw ba ang labhan sa imong sinina?

SENTENCE EXPANSION:

Expand the sentences with the given clues:

e.g. Layo ang Tuguegarao. (negative)
Dili layo ang Tuguegaro.

1. Lami ang balut. (negative)

2. Nikaon ako. (na)

3. Taas si Tom. (negative)

4. Volunteer siya. (diay)

5. Barato ang bayabas. (kuno)

6. Sakit ang dungan ko. (negative)

7. Kusog ang ulan. (pa)

8. Mupalit ako ug t-shirt. (negative/sab/na)

GAMBIT EXPANSION:

Expand the gambits using particles, tag questions, time words, existential words, negations, nouns, adjectives, adverbs, etc.

1. Maayong buntag.

2. Unsa'y trabaho mo?

3. PCV ako. .

4. Taga-California ako.

5. Kini ang Nanay ko.

6. Salamat.

7. Unsa kini?

8. Lami?

9. Unsaon pagluto?

10. Mangaon ta?

11. Tagpila ang pinya?

12. Unsay sakyan nako?

13. Asa musakay?

14. Layo ba ang San Carlos?

15. Tagpila ang plete?

16. Bayad.

17. Tabangi ako.

18. Samok ba?

NOTE: Let your instructor check your work.

PARTICLES:

Add the following particles to the statement then write its English equivalent.

1. Pilipino sila (a. man b. tingali c. diay d. kuno e. sab f. kaha)

a.

b.

c.

d.

e.

f.

2. Mukaon ako. (g. pa h. na i. lang j. sab)

g.

h.

i.

j.

CONNECTORS:

Write the appropriate connectors:

e.g. Dako ang Manila.
 Mas dako ang Cebu.

1. Nindot ang site ko.
 Maayo sab ang mga tawo.

2. Gusto ko ang Boracay.
 Mas gusto ko ang Sagada.

3. Muadto ako sa Baguio.
 Ni-ulan didto.

4. Mukaon ako sa Sea front.
 Niadto ako sa Harrizon Plaza.

5. Lisod muadto sa PRRM.
 Ngil-ad ang karsada/dalan.

WRITE THE CORRECT WORD IN CEBUANO:

- 1. A question word used to ask for cost/price of an item.
- 2. A subject pronoun, first person (plural excl.) meaning I and the others.
- 3. A question particle when added to a statement become a Yes-No question.
- 4. A marker for singular common names.
- 5. A question word used to ask for quantity/number.
- 6. A subject for singular personal names.
- 7. A subject pronoun for first person singular.
- 8. A question word used to ask a person's place of origin.
- 9. Directional adverb meaning to "turn-left".
- 10. Adverb of time meaning the "other day".
- 11. Sometimes used as a numerical marker.
- 12. An adverb that responds to the question about time.
- 13. An attitudinal particle that means "very".
- 14. Used to connect thoughts, ideas, means adjectives, verbs, etc.
- 15. A numerical marker to indicate sequence/chronological order.

ANSWERS:

L Socializing

- A.
- | | |
|--------------|-------------|
| 1. asa | 6. maayo |
| 2. kinsa | 7. muadto |
| 3. unsa | 8. trabaho |
| 4. taga-diin | 9. edad |
| 5. pila | 10. salamat |

- B
- | | | |
|-----------------|----------------|--------------|
| 1. unsa | 6. kanus-a | 11. gi-uns |
| 2. pila ka buok | 7. tagpila | 12. makapila |
| 3. ngano | 8. asa | |
| 4. kinsa | 9. unsa | |
| 5. asa | 10. kang-kinsa | |

- C.
1. Asa ka muadto?
 2. Maayong buntag sab.
 3. Kumusta ka?
 4. Diin ka gikan?
 5. Dinha lang.
 6. Unsay imong trabaho?
 7. PCV ako sa Bohol.
 8. Baynte singko and akong edad.
 9. Unsa'y imong ngalan?
 10. Dili pa ako minyo.
 11. Muadto na ako.
 12. Asa ka gapuyo?
 13. Makahibalo ka mubinisaya?
 14. Unsa'y imong buhaton didto?
 15. Kanus-a ka niabot dinhi sa Pilipinas?

- D
- | | |
|------------|------------|
| 1. m | 6. u, u, a |
| 2. e | 7. a, o, n |
| 3. a, i, i | 8. h, u, a |
| 4. g, o | 9. h |
| 5. r, h | 10. a, o |

- E.
- | | |
|-----------|--------------|
| 1. gabii | 6. ka |
| 2. ka | 7. dinhi |
| 3. muadto | 8. hapon |
| 4. gikan | 9. pangibuhi |
| 5. sa/pud | 10. buhi |

- | | | | |
|----|---|-----|---|
| H. | | I. | |
| 1. | b | 6. | c |
| 2. | c | 7. | b |
| 3. | c | 8. | b |
| 4. | b | 9. | c |
| 5. | b | 10. | a |

- K
1. si John
 2. Agricultural Production
 3. Dept. of Agriculture
 4. Mutabang sa mga programa sa gobyerno
 5. Barangay Liko-liko
 6. si Mr. Fidel Reyes
 7. si Carlos Salazar
 8. duha ka tuig

- | | | |
|---|-------------|---------------|
| P | 1. panahon | 6. pahulay |
| | 2. kinabuhi | 7. sa dili pa |
| | 3. maayo | 8. dili |
| | 4. usahay | 9. wala |
| | 5. kwarto | 10. biyahe |

- S.
- | | | | | |
|-------|-------|-------|-------|-------|
| 1. h | 2. b | 3. a | 4. f | 5. k |
| 6. o | 7. n | 8. p | 9. m | 10. c |
| 11. e | 12. d | 13. g | 14. i | 15. j |

- U.
1. gwapang babaye
 2. init nga tubig
 3. limpyo kwarto
 4. dakong balay
 5. taas nga lalaki
 6. duol nga tindahan
 7. mubo nga bata
 8. taas nga istorya
 9. daghan nga trabaho
 10. puti nga babaye

II. Managing A Conversation/Learning

- A.
1. Usba palihug.
 2. Unsa'y Cebuano sa ____?
 3. Hinay-hinay lang.
 4. Nakasabot ko.
 5. Wala ako kasabot.
- B.
1. Palihug ihatag
 2. Palihug paglimpyo
 3. Palihug basaha
 4. Palihug pagkuha
 5. Palihug pagsulat
- C.
1. Palihug ihatag ang libro.
 2. Palihug limpyohi ang kwarto.
 3. Palihug basaha ang mantala-an.
 4. Palihug kuha ang tibig.
 5. Palihug isulat ang ngalan.
 6. Palihug dalha ang pagkaon.
 7. Palihug alsaha ang lamesa.

III. EATING

- A.
- | | |
|------------|-------------|
| 1. mangga | 5. talong |
| 2. saging | 6. kalabasa |
| 3. pinya | 7. paliya |
| 4. bayabas | 8. petsay |
- B.
1. kalamansi
 2. saging
 3. abokado
 4. talong
 5. paliya
- D.
- | | |
|-----------|-------|
| 1. tam-is | 6. Oo |
|-----------|-------|

- | | | | |
|----|--------------|-----|---------|
| 2. | Oo | 7. | Oo |
| 3. | saplod/aplod | 8. | parat |
| 4. | Oo | 9. | Oo |
| 5. | aslom | 10. | tab-ang |

- | | | | | |
|----|----|---|-----|---|
| E. | 1. | f | 6. | c |
| | 2. | d | 7. | i |
| | 3. | g | 8. | j |
| | 4. | b | 9. | e |
| | 5. | h | 10. | a |

- | | | |
|----|----|---|
| H. | 1. | Si Nanay |
| | 2. | Wala |
| | 3. | Tungod kay gihuman pa niya ang iyang gibuhat. |
| | 4. | Dinugu-an |
| | 5. | Itom |
| | 6. | Tungod kay dugo sa baboy. |

- | | | | | |
|----|----|-----------------------------|-----|-----------------------------|
| I. | 1. | pritohon, sinugba | 6. | sinugba |
| | 2. | gisahon | 7. | gisahon |
| | 3. | pritohon, gilung-ag | 8. | gilung-ag |
| | 4. | protohon | 9. | pritohon, gilat-an, gisugba |
| | 5. | sinugba, pritohon, gilat-an | 10. | gilat-an |

- | | | | | |
|----|----|----------|-----|----------|
| J. | 1. | lung-ag | 9. | balut |
| | 2. | pan | 10. | pasayan |
| | 3. | asin | 11. | sitaw |
| | 4. | kagumkum | 12. | patatas |
| | 5. | itlog | 13. | kalabasa |
| | 6. | repolyo | 14. | tubig |
| | 7. | talong | 15. | pansit |
| | 8. | beer | | |

- K
1. Aslom ang mangga?
 2. Nikaon ba ang bata?
 3. Nipalit ba siya ug kapayyas?
 4. Hinog na ba ang saging?
 5. Gusto ba siya ug paliya?
 6. Nagluto ba siya ug sinigang?
 7. Nikaon na ba siya?
 8. Gitilawan ba niya ang balut?
 9. Gusto ba siya ug bago-ong?
 10. Parat ba angpansit?

IV. SHOPPING

- | | | | | |
|----|----|---|-----|---|
| A. | 1. | g | 6. | k |
| | 2. | i | 7. | a |
| | 3. | j | 8. | d |
| | 4. | e | 9. | h |
| | 5. | b | 10. | c |

- F. A. Tagpila
B. Mohangyo
A. lang
A. lang
A. bayad

V. TRAVELLING

- A. 1. minibus
2. traysikol
3. parada/tartanilya
4. dyipni
5. bisikleta
6. barko
7. eroplano
8. bus

- B. 1. tren 6. barko
2. sakayan 7. bisikleta
3. bus 8. tartanilya
4. dyip 9. eroplano
5. trak 10. traysikol

- C. 1. mosulat 6. prutas
2. nagtanom 7. naglangoy
3. naglaba 8. nagbasketball
4. nagtudlo 9. hilak
5. kolon 10. likod

- B-1. 1. pulo
2. tulo
3. lima
4. walo
5. pito
6. unom
7. siyam
8. usa
9. upat
10. duha

- B-2. 11. dose
12. kinse
13. baynte
14. disi syete
15. trese
16. disi nuybe
17. disi says
18. katorse
19. disi otso
20. onse

- C. 1. tulo
2. lima
3. usa
4. upat
5. pito
6. napulo
7. walo
8. duha

9. siyam
10. unom
1. puti
2. itom
3. berde
4. kape
5. asul

6. pula
7. dalag

- D. 1. dos pesos
2. otso pesos
3. kwatro pesos
4. diyos pesos
5. tres pesos
6. dose pesos
7. disi otso pesos
8. siete pesos
9. baynte pesos
10. kinse otso

- E.
1. alas sais y media
 2. alas siyete y medya/traynta
 3. alas otso
 4. alas diyees
 5. alas tres
 6. ala diyees kinse
 7. ala una y medya/traynta
 8. alas sais y medya/traynta
 9. alas dose
 10. alas tres kinse

- F.
1. ala una y media
 2. alas dos y media
 3. alas nuybe y media
 4. alas tres y media
 5. alas sais y media
 6. alas kuwatro y media
 7. alas siyete y media
 8. alas singko y media
 9. alas diyees y media
 10. alas otso y media

- G.
- | | |
|--------------|---------------|
| 1. likod | 6. tapad |
| 2. atubangan | 7. Arellano |
| 3. Mabini | 8. eskina |
| 4. wala | 9. atubangan |
| 5. atubangan | 10. Bonifacio |

- H.
- | | |
|--------------------|-------------|
| 1. liko sa tuo | 9. para |
| 2. liko sa wala | 10. biyahe |
| 3. eskina | 11. oras |
| 4. mokanaog | 12. moabot |
| 5. mosakay | 13. molarga |
| 6. plete | 14. layo |
| 7. sakyanan | 15. duol |
| 8. istasyon sa bus | |

- I.
1. si Mary
 2. sa Department of Aagriculture
 3. sa poblacion
 4. wala
 5. dili
 6. dyipni
 7. usa ka sakay ra
 8. uno singkuwenta

- J.
1. orasa
 2. sakyana
 3. kalayo
 4. plete
 5. muagi

VI. HEALTH

- A.
- | | | | |
|----|-------|-----|-----------|
| 1. | buhok | 6. | mata |
| 2. | kamot | 7. | dalunggan |
| 3. | lawas | 8. | baba |
| 4. | paa | 9. | tiyan |
| 5. | ulo | 10. | tuhod |

- B.
- | | | | |
|----|-----------|-----|--------|
| 1. | mata | 6. | tudlo |
| 2. | ilong | 7. | tiil |
| 3. | ngabil | 8. | nawong |
| 4. | dalunggan | 9. | ulo |
| 5. | baba | 10. | ngipon |

- D.
1. PCV si John
 2. sa Bohol
 3. sa Barangay Gamay
 4. nikaon ug kilawin
 5. nagkalibang siya
 6. ang doktor
 7. tambal
 8. magbantay sa iyang kaonon

- E.
1. muadto
 2. mukaon
 3. mupauli
 4. nagkalibang
 5. gihatag
 6. gisultihan
 7. magbantay
 8. mosakit
 9. gikaon

- G.
1. Naliponga ako.
 2. Naluya ako.
 3. Nasamad ako.
 4. Nahiwa nako ang akong kaugalingon.
 5. Labad ang akong ulo.
 6. Tabangi ako.
 7. Duna ba mo'y tambal.
 8. Gusto ko ug aspirin.
 9. Sakit ang akong tiyan.
 10. Sakit ang akong ngipon.

- H.
1. Wala siya'y sakit.
 2. Dili sakit ang iyong ulo.
 3. Wala siya'y hilanat.
 4. Dili ko kinahanglan ang bandage.
 5. Dili sakit ang dungan ko.
 6. Dili ko muadto sa doktor.
 7. Dili ko gusto ang kilawin.
 8. Wala'y doktor.
 9. Wala nasamad ang kamot ko.
 10. Wala ako gikapoy.

SUPPLEMENTARY WORKSHEET

Markers:

- | | |
|------------|-------------|
| 1. si, sa | 6. sa, ang |
| 2. ang, ug | 7. si, sa |
| 3. ni, ang | 8. ni, ang |
| 4. si, sa | 9. ang, ni |
| 5. ang, sa | 10. ang, sa |

Pronouns:

- | | |
|-----------|---------|
| 1. ako | 6. siya |
| 2. ako/ko | 7. ka |
| 3. ko | 8. kami |
| 4. ako | 9. ila |

Verb Aspects:

- | | |
|---------------|--------------|
| 1. niadto | 6. nidagan |
| 2. kaonon | 7. nagtuon |
| 3. paliton | 8. ihatag |
| 4. magtrabaho | 9. maglimpyo |
| 5. muinom | 10. magsulat |

Verb Cases:

- | | |
|--------------|--------------------|
| 1. Magluto | 9. NMagtindogikaon |
| 2. Muinom | 10. Mukanta |
| 3. Naglimpyo | 11. Mupalit |
| 4. Muhulam | 12. Magbasa |
| 5. Musulat | 13. Maghimo |
| 6. Hangyoon | 14. Nagtuon |
| 7. Muadto | 15. Mudagan |
| 8. Nikaon | |

Connectors:

1. ug
2. pero
3. bisan
4. inig kahuman
5. tungod kay

Cebuano words: (Answers)

- | | |
|--------------|----------------------|
| 1. tagpila | 9. liko sa wala |
| 2. kami | 10. sa miaging adlaw |
| 3. ba | 11. ka |
| 4. aᅇg | 12. alas |
| 5. pila | 13. kaayo |
| 6. si | 14. ug |
| 7. ako | 15. ika |
| 8. taga-diin | |

CEBUANO GRAMMAR NOTES

TABLE OF CONTENTS

TOPIC: Socializing

Task	1.1	- Linkers
	1.1a	- Personal Pronouns (Subject Set)
	1.1b	- Question Words: (Asa, Diin)
	1.1c	- Particles
	1.1d	- Expressions
	1.1e	- Adjectives
	1.1f	- Demonstrative Pronouns (Location Set III)
	1.1f-a	- Prepositions (Location, Direction, Place)
	1.1g	- Mu - Mo Affix
	1.1h	- Review: Expressions (Sige, Okay)
Task	1.2	- Parts of Cebuano Sentences
	1.2a	- Cebuano Sentence
	1.2b	- Review: Personal Pronouns (Subject Set II)
	1.2c	- Personal Pronouns (Possessive Set II)
	1.2d	- Personal Pronouns (Object Set)
	1.2e	- Review: Question Words (Unsay, Kinsay, Asa, Pila)
	1.2f	- Markers
	1.2f-a	- Subject Markers
	1.2g	- I-Affix
	1.2h	- Nag-Affix
	1.2i	- Review: Demonstrative Pronouns (Location Set III)
	1.2j	- On-Affix
	1.2k	- Taga (place marker)
	1.2l	- Negation: Wala, Dili
	1.2m	- Demonstrative Pronoun (Location Set I)
	1.2n	- Ba - Question Marker
Task	1.3	- Review: Mu, Mo Affix
	1.3a	- Mag-Affix
	1.3b	- Gi-Affix
	1.3c	- Review: On-Affix

- | | | |
|-----------------|---------|---|
| Task | 1.4 | - Na-Affix |
| | 1.4a | - Ni - Mi Affix |
| | 1.4b | - Pag-Affix |
| | 1.4c | - Demonstrative Pronouns (Subject Set) |
| | 1.4d | - Time Preposition |
| | 1.4e | - Time Adverbs |
| | 1.4f | - Review: Place/Location /Direction Prepositions |
| | 1.4g | - Nang - Mang Affix |
| | 1.4h | - Review: Particle (Gihapon) |
|
Task |
1.5 |
- Verb Affixes:
Gi
Mag
Nag
Mu, Mo
Na
Ni, Mi |
| | 1.5a | - Maka-Affix |
| | 1.5b | - Na-an Affix |
| | 1.5c | - Gi-an Affix |
| | 1.5d | - Sentence Intensifier - Kaayo |
| | 1.5e | - Review: Subject Markers Si, Sila si |
| | 1.5f | - Review: Demonstrative Pronouns (Location Set III) |
| | 1.5g | - Naka-Affix |
|
Task |
1.6 |
- An - Affix |
| | 1.6a | - Review: time Adverbs |
| | 1.6b | - Review: Question Word Asa |
| | 1.6c | - Review: On -Affix |
| | 1.6d | - Non-Subject Marker Ni, Nila ni |
| | 1.6e | - Han - Affix |
| | 1.6f | - Pakig - Affix |
| | 1.6g | - Pseudoverb Kinahanglan |

- Task 1.7 - Review: Question Word Unsa
 1.7a - Gi- Affix
 Mag- Affix
 Mu, Mo- Affix
 Nag- Affix
 Pag- Affix
 1.7b - Ma-Affix
 1.7c - Ika-Affix
 1.7d - Makig-Affix
 1.7e - Review: Personal Pronouns (Object Set)
 1.7f - Man Particle

- Task 1.8 - Review: Na-an Affix
 1.8a - Naka- Affix
 1.8b - Subject Marker Y
 1.8c - Review: Expressions
 1.8d - Ka-Affix

TOPIC II : Language to Manage Learning

- Task 2.1 - Word Order of Sentence with Negation Words
 2.2 - Request Word Palihug
 2.2a - Duplication of Words
 2.3 - Ipa-Affix
 2.3a - Question Word Unsaon

TOPIC III : Finding out About New Food

- Task 3.1 - Review: Demonstrative Pronouns (Subject Set)
 3.1a - Review: Question Word Unsaon
 3.1b - Review: Gi-an Affix
 3.2 - -I/-HI Affix
 3.3 - Sige -Particle
 3.4 - Pseudoverb - Gidili
 3.5 - Pseudoverb - Gusto

TOPIC IV : Shopping

- Task 4.1 - Review: Question Word Asa

- 4.1a - Particle **Kaha**
- 4.1b - Particle **Tingali**
- 4.1c - Particle **Siguro**
- 4.1d - Review: Pseudoverb **Kinahanglan**
- 4.2 - Pseudoverb **Mahimo**
- 4.3 - Question Word: **Tagpila/Pila**

TOPIC V : Transportation

- Task 5.1 - Review: **Mag-Affix**
- 5.1a - Review: Question Words **Pila, Kanus-a, Asa**
- 5.1b - Expressions **Para, Sa eskina lang**
- 5.1c - Review: Question Word **Asa**
- 5.2 - Review: Pseudoverbs **Gusto, Kinahanglan, Puwede/Puede**
- 5.2a - Review: Question Word **Unsa**
- 5.2b - Time Adverb **Kada**
- 5.2c - Time Markers **Ala, Alas, etc.**
- 5.2d - Review: **Mu/Mo Verbs**

TOPIC VI : Health

- Task 6.1 - Accidental Affixes
Accidental **Na**
Accidental **Na-an**
Accidental **Gi-**
Accidental **Gi-an**
Accidental **Naka**
- 6.1a - Stative Verbs: **Na- + Rootverbs**
- 6.1b - **Magpa-Affix**
- 6.1c - Use of **Asa** and **Diin**
- 6.1d - Existential Words **Duna, May, Naa, Nia**
- 6.1e - Non-Existential Word: **Wala, Dili**
- 6.1f - Review: **Sa Marker**
- 6.1g - **-I Affix**
- 6.1h - **Ka- Affix+ Verb**
- 6.1i - **Makig-Affix**
- 6.1j - Review: **Mag-Verbs (A-F)**

Topic I : Socializing
Task 1.1 : Meeting people briefly

1.1 LINKERS - signify a modification sequence between the adjective and the noun between a modifier and a modified.

e.g. **Maayong buntag** - consists of the adjective **MAAYO**, the linker **NG** and the noun **BUNTAG**

NOTE: In Cebuano, a linker is always placed between an adjective and a noun or a noun and an adjective. For more on linkers, please refer to Appendix A.

a. **PERSONAL PRONOUNS (Subject Set)**

Pronouns - are words that take the place of a noun. There are two main types of pronouns; the personal pronouns set and the demonstrative set.

Please refer to Appendix B.

e.g. Kumusta ka?
(How are you?)

KA - is a personal pronoun (short for **Ikaw** which functions as the subject of the sentence).

NOTE: **Ako, Ikaw, Siya**, etc. may occur anywhere in the sentence. The short form of the pronouns (**Ko, Ka, Si, Ta, Mo**) may never be used at the beginning of a sentence.

b. **QUESTION WORDS**

There are two basic types of questions: the **Oo/Dili question** (questions answered by **Oo** (Yes) or **Dili** (No) and the **information question words** such as **Kinsa** (who), **Kanus-a** (when), **Asa** (where), **Ngano** (why), **Unsa** (what), etc.)

For more examples on question words and their uses, refer to Appendix C.

e.g. **Asa ka muadto?**
(Where are you going?)

Asa (where) with reference to action not begun.

- c. **PARTICLES** - are words that can be taken out from a sentence and the meaning remains the same.

These particles are grouped into sets 1, 2, 3, and 4. The set numbers indicate their sequence of occurrence in the sentence.

NOTE: Please refer to Appendix D for particle set listing.

e.g. Maayong buntag **sab/pod**.
(Good morning to you, too.)

Sab/Pod (also, too) are particles used to expand a phrase or a sentence.

- d. **EXPRESSIONS** - any root, stem or word used as an exclamatory.

e.g. Okay lang! (Just okay!)
Buhi pa! (Still alive!)
Gwapa/Gwapo pa. (Still
pretty/handsome!)
Nag-ginhawa pa! (Still breathing!)

NOTE: Please refer to Appendix E for more Cebuano expressions.

- e. **ADJECTIVES** - are words that modify, quantity and limit a noun. Any root stem that describes color, quality, size, shape mental, moral, physical state with or without adjectival affixes. Words that show degrees: positive, comparative, superlative, intensive form, exclamatory form, moderative form, plural form.

e.g. comes before a noun babayeng guapa
comes after a noun gwapang babaye

NOTE: For list of common Cebuano adjectives and more examples, refer to Appendix F.

e.g. Maayo.
(Fine/Good.)
Gwapa/Gwapo pa.
(Still pretty/handsome.)

f. DEMONSTRATIVE PRONOUNS
Locative/Direction Set II

e.g. Dinha lang. (Just there.)
Dinhi lang. (Just here.)

NOTE: Locative/Directinal Pronouns are summarized in Appendix F.

f-1. PREPOSITIONAL PRONOUNS FOR LOCATION/DIRECTION

e.g. Sa PRRM.
(To/From PRRM.)

Dinhi sa Manila Peace Corps Office.
(Here at the Manila Peace Corps Office.)

Dinha sa Shakey's.
(There at Shakey's.)

Sa/Mga - Locative/Directional Preposition
(on, in, at) as locative prepositions and its plural form, it is used only with non-personal nouns.

NOTE: For examples of their usage refer to Appendix G.

- f-2. Sa/Sa mga - as directional preposition
- this grouping differs from locational preposition, while locative preposition does not imply movement, direction does.

NOTE: For example of their usage refer to Appendix G.

NOTE: The preposition Sa when used with non-personal nouns has a location meaning; with personal nouns it has directional meanings.

g. AFFIX MU/MO

Verb - muadto (INF) root - adto (go)
affix - mu/mo focus - actor/doer

NOTE: Cebuano grammar consists in knowing the right affixes and the right noun.

In Cebuano, the sentences that contain a verb as the nucleus or the main elements of the comment are **Verbal Sentences**. The verb, its combination, its changes, its formation, is the most important element in Cebuano verbal sentences.

For explanation regarding Cebuano verbal sentences, please see Appendix H.

Elements in Cebuano sentences, Appendix H.

Topic and Focus, Appendix H

The Different Focuses, Appendix H.

Mood and Aspect, Appendix H.

Different Aspects, Appendix H.

Verb Paradigm, Appendix H.

h. REVIEW OF EXPRESSIONS

e.g. Sige. (Bye.)

Sige, adto na 'ko. (Okay, I'm going now.)

Sige, babay. (Okay, bye.)

Task 1.2 : Making and responding to informal introductions

1.2 PARTS OF A SIMPLE CEBUANO SENTENCE

e.g. Ako si Mary. (I am Mary.)

NOTE: A simple Cebuano sentence is composed the obligatory predicate and an optional subject.

e.g. of obligatory predicate

Maayo. (Fine.)

The order of a Cebuano sentence is as follows:

Predicate + Subject

e.g. Ako si Mary.

P S

English sentence - Subject + Predicate

e.g. I am Mary.

S P

Ako - predicate

si Mary - subject

NOTE: For more examples of a simple non-verbal Cebuano sentence refer to Appendix I.

i. REVIEW DEMONSTRATIVE PRONOUNS
(Refer to Task 1.1e, Appendix B)

e.g. Unsa'y imong trabaho dinhi?
(What is your job here?/What do you do here?)

Unsa'y imong buhaton dinhi sa Pilipinas?
(What will you do here in the Philippines?)

j. ON- AFFIX

e.g. Unsa'y imong buhaton dinhi?
(What will you do here?)

Verb - buhaton
R.V. - buhat (work/do)
Affix - on-
Focus - object

On- Affix - is a verbal suffix (ANB) attached to the root verb (e.g. buhat) to emphasize that the object is the focus of the sentence.

k. TAGA- (place marker) - refer to Appendix G.

e.g. Taga diin ka?
(From where are you?)

Taga-California ako.
(I am from California.)

Taga - is a marker used both in asking questions and in giving a response to one's place of origin.

Negation - Wala/Dili

e.g. Minyo ka na ba?
(Are you married?)

Answer: Dili pa. Ulitawa pa ako.
(No, I'm still single.)

Wala pa.
(Not yet.)

Wala pa. Bata pa ako.

(Not yet. I'm still young.)

Task 1.2b : REVIEW PERSONAL PRONOUNS -Subject Set

ako/ko
siya
sila

C. POSSESSIVE PRONOUN SET

e.g. Unsa'y/Kinsa'y imong ngalan?
(What is your name?)

Pila'y imong edad?
(How old are you?)

Naa sa California ang aking ginikanan.
(My parents are in California.)

NOTE: For chart of Possessive Pronoun set, refer to Appendix B.

d. PERSONAL PRONOUNS

niya
nimo
nila, etc.

e.g. Robert ang ngalan niya.
(His name is Robert.)

James ug John ang ngalan nila.
(Their names are James and John.)

Unsa'y angga nimo?
(What is your nickname?)

e. REVIEW QUESTION WORD

e.g. Unsa'y imong trabaho?
(What is your job?/What do you do?)

Unsa? (What?)

Questions *Unsa/Asa* are oftentimes interchangeably used in Cebuano when asking questions referring to distance/ length/ volume and measurement.

Unsa/Asa are also equivalent to the English (which). For examples on their usage, refer to Appendix C.

e.g. *Kinsa'y imong ngalan?*
(What is your name?)

Asa ka nagpuyo?
(Where do you live?)

Pila ang imong igsoon?
(How many sisters/brothers do you have?)

Pila'y edas sa imong amahan ug inahan?
(How old are your father and mother?)

- f. **MARKERS** - are words that signal the topic or focus in a sentence. Some of these forms are equivalent to the English preposition such as:

<i>sa</i>	- at/in/on/with
<i>ang</i>	- the
<i>para</i>	- for
<i>pinaagi sa</i>	- through

NOTE: Refer to Appendix J.

f-a. **SUBJECT MARKERS**

- A. Proper noun markers are markers used to refer to names or persons/titles.

Si (singular)
Sila (plural)

e.g. *Ako si Patricia.*
(I am Patricia.)

Sila si Patricia ug Kara.
(They are Patricia and Kara.)

B. Common Noun marker - marker used to refer to non-personal names or titles

Ang (singular)

Ang mga (plural)

e.g. Pila na ang imong edad?
(How old are you now?)

Pila na ang mga edad nila karon?
(How old are they now?)

g. INSTRUMENTAL AFFIX -I

e.g. Unsa'y itawag nimo?
(How do they call you?/How do others call you?)

Instrumental Affix -i indicates that the topic is:

- a. the thing/object used to perform the action.
- b. the person/thing directly acted upon in the course of being transferred from its point of origin to its goal.

Verb - itawag (INF)

RV - tawag (call)

Affix - i (prefix the i- to the root verb)

Focus - Instrumental

NOTE: Some verbs taking this affix i- are also separation verbs. Refer to Appendix H for more examples.

h. NAG- AFFIX

e.g. Asa ka nagpuyo sa Amerika?
(Where do you live in America?)

Asa ka nagtrabaho?
(Where do you work?)

Verb - nagpuyo

RV - puyo (live)

Affix - nag

Focus - actôr/doer

NOTE: Aspect of the action is indicated by the addition of Time Adverbs, (e.g. gahapon, unya, etc.); rendering the action as an action begun and completed. Absence of the adverbs of time means action has begun and is on-going).

- l. DILI - in the examples given DILI negates both knowledge and state.

Negation of State - is not a process nor activity. This is usually expressed by nouns for identification and by adjectives for description.

e.g. Minyo ka na ba?
Answer: Wala pa. Bata pa ako.

Negation of Knowledge - means knowledge of a fact, etc.

e.g. Minyo ka na ba?
Answer: Dili pa.

NOTE: For more on Cebuano negations, refer to Appendix K.

- m. DEMONSTRATIVE PRONOUNS - Location Set I (refer to Appendix B.)

e.g. Naa sa Ohio ang pamilya ko.
(My family is in Ohio.)

Naa sa New York ang akong ginikanan.
(My parents are in New York.)

Naa sa Washington D.C. ang akong mga igsoon.
(My brothers/sisters are in Washington D.C.)

- n. BA- QUESTION MARKER - transforms a sentence into a question.

NOTE: Cebuano sentence can also be transformed into questions by raising the intonation of the last word.

Mo/Mu Affix:

e.g. Motabang/Mutabang ako sa mga tawo dinhi.

(I will help the people here.)

Verb - motabang/motabang (INF)

RV - tabang (help)

Affix - mo/mu

Focus - actor/doer

- a. MAG- AFFIX - a prefix attached to the verb root (e.g. trabaho) to emphasize that the actor or doer of the action is the focus of the sentences.

NOTE: Refer to Appendix H; Verb paradigm.

- b. GI- AFFIX - a prefix (ABC) aspect attached to the rootverb (e.g. buhat), to emphasize that the object is the focus of the sentence.
- e.g. Unsa'y klase sa trabaho ang imong gibuhat/buhaton dinhi?
(What type of job are you doing here?)
- Verb - gibuhat
RV - buhat (work/job)
Affix - gi
Focus - object
- c. ON- AFFIX (Appendix H, Verb paradigm)
- Unsa'y imong buhaton dinhi?
(What will you do here?)
- d. CONNECTOR/CONJUNCTIONS
- e.g. Magtrabaho ako dinhi sa Pilipinas sa duha ka tuig **ug** mutabang kami sa mga mag-uuma.
(I'll be working in the Philippines for two years and I will help the farmers.)

Conjunctions - are words that connect/join words, phrases or sentences together. There are two groups of conjunctions in Cebuano that maybe used in combining two or more basic sentences: the **coordinating** and **subordinating conjunctions**.

NOTE: See Appendix for conjunctions grouping and sentence example.

Ug - is a coordinating conjunction, used to combine two or more independent clauses that share identical elements.

- e.g. Kugihan si Nancy. (Nancy is hardworking.)
Brayt si Nancy. (Nancy is intelligent.)

The identical elements of sentences **a** and **b** are **Si Nancy**, while the non-identical elements are the adjectival predicates **kugihan** and **brayt**. One of the Si Nancy elements must be deleted and the two non-identical elements are connected by the appropriate logical connector, ie. **ug** (and) as in :

Kugihan **ug** brayt si Nancy.
(Nancy is hardworking and intelligent.)

NOTE: For more coordinating conjunctions, subordinating conjunctions, uses and sentence examples, refer to Appendix L.

Task 1.4 : Meeting the Host Family for the first time

NA- AFFIX

e.g. **Nalipay** ko nga nidawat kamo ug Amerikano.
(I'm glad you agreed to host an American.)

Verb - nalipay
RV - lipay (happy)
Affix - na
Focus - actor/doer

Na- Affix - a verb affix attached to verbs denoting a past action, and that the doer of the action is in focus. It also denotes a state of being.

e.g. **Nalipay** ako.
(I'm happy.)
Natulog ako.
(I'm sleeping.)

For action not yet begun, we use **Ma-Affix** (ANB aspect)

NOTE: True only for verbs that take **na-/ma-** affix.

- a. **NI-/MI- AFFIX** - A verb affix in the (ABC mood) to indicate a momentary or an immediately-completed action attached to the root verb, (e.g. dawad) to emphasize that the doer/actor is the focus of the sentence.

NOTE: (ni-/mi-) interchangeably used by native speakers. Refer to Verb paradigm H.

- b. **PAG- AFFIX**

e.g. **Kumusta** ang paguma?
(How is farming?)
Kumusta ang pagbuhi ng hayop?
(How is animal raising?)

Verb - paguma
RV - uma (farm)
Affix - pag
Focus - actor/doer

Verb - pagbuhi
RV - buhi (raise)
Affix - pag
Focus - actor/doer

Pag- Affix - A verb affix attached to verbs that is whether a request or command, also attached to manner of action root words (e.g.

buhi). Sometimes referred to as the 'how to' affix, that indicates a process or method.

c. DEMONSTRATIVE PRONOUNS - Subject Set

NOTE: Refer to Apperdix B-1

e.g. Dali, kini ang kwarto nimo.
(Come, here is your room.)

DEMONSTRATIVE PRONOUNS

NOTE: Refer to Appendix B

e.g. Kini ang kwarto nimo.
(This is your room.)

d. TIME PREPOSITIONS

e.g. Daghan kami ug kuha kada adlaw.
(We have a good catch everyday.)

Time prepositions are words used to indicate when an action is to take place. Time prepositions in Cebuano are divided into the following:

PAST: niaging (last)

e.g. niaging Lunes (last Monday)
niaging usang (before last/ the other)
niaging usang Lunes (the other Monday)

PRESENT: kada (every)

e.g. kada Lunes (every Monday)

NOTE: Also used as an adverb of time.

FUTURE: sa (on)

e.g. sa Lunes (on Monday)
sa sunod (next)
sa sunod na Lunes (next Monday)

Time prepositions are used to add meaning to a noun phrase, one of the various ways in which a subject of a Cebuano sentence may be expanded.

NOTE: Refer to Cebuano sentence patterns Appendix M.

e. TIME ADVERBS - are words used to expand adjectival predicates.

e.g. Usahay maayo ang ani, usahay gamay ra.
(Sometimes the harvest is good, other times nothing at all.)

Predicate expanded:

Ushay maayo ang ani.
(expn.) adj. (subj.) the order could be change to

Maayo usahay ang ani.
adj. (expn.) (subj.)

Subject expanded:

Usahay maayo ang ani sa bukid.
(expn.) adj. (subj.) (expn.)

Ang ani sa bukid usahay maayo.
expn. + expn.

NOTE: Refer to Appendix N for common time adverbs used in Cebuano conversations with sentence example.

f. REVIEW PREPSITIONS (directional/location/place)

e.g. 'sa tuo (to the right)
sa wala (to the left)
sa luyod/likod (at the back)

g. NANG-/MANG- AFFIX

e.g. Dinhi kita manga-on.
(Let's eat here.)

Verb - mangaon
RV - kaon (eat)
Affix - mang-
Focus - actor/doer

Mang - affix is used if the action implies the use of a particular part of the body or used to do the action.

Nang - affix for ABC aspect.

Mang - affix (If the action incorporates a 'biological object').

e.g. Mangitlog ang manok.
(The chicken will lay eggs.)

h. REVIEW EXPRESSIONS - (Appendix E)

e.g. Oy, kanindot!
(Oh, how nice/beautiful!)

i. REVIEW PARTICLES - (Refer to Appendix E.)

e.g. Sa kalooy sa Ginoo nia gihapon.
(With God's mercy we still survive.)

Task 1.5 : Making small talks about personal information

1.5 REVIEW VERB AFFIXES (gi-, mag-, nag-, mu-/mo-, na-, ni-/mi-)

NOTE: Refer to Appendix H, Verb paradigm)

e.g. Gikapoy ka ba sa imong biyahe?
(Are you tired from your trip?)

Magdugay ka ba dinhi?
(Will you be here long?)

Diin ka nag-tuon ug Binisaya/Cebuano?
(Where did you study Cebuano?)

Kinsa ang nagtudlo nimo?
(Who taught you?)

Asa ka nagputo?
(Where did you live/stay?)

Asa ka mabuyo?
(Where will you live/stay?)

Init ba sab didto?
(Does it also get hot there?)

Unsa'y imong nahuman?
(What course did you finish in college?)

Kanus-a ka niabut dinhi sa Pilipinas?
(When did you arrive here in the Philippines?)

a. MAKA- AFFIX

e.g. Makasulti ka ba ug Binisaya/Cebuano?
(Can you speak Cebuano?)

Makahibalo ka ba nga muBinisaya/Cebuano?
(Do you know how to speak Cebuano?)

Makasabot ka ba ug Binisaya/Cebuano?
(Can you understand Cebuano?)

Verb - makasulti
RV - sulti (talk/speak)
Affix - maka
Focus - actor/doer

Verb - makahibalo
RV - hibalo (know)
Affix - maka
Focus - actor/doer

Verb - makasabot
RV - sabot (understand)
Affix - maka
Focus - actor/doer

Maka- affix - is a verb affix (ANB) aspect, denoting an action not yet begun, and that the doer of the action is in focus. The abilitative mood denotes ability/chances/opportunity/possibility or an accidental occurrence.

b. NA-AN AFFIX

e.g. Daghan ka bang nakat-onan sa Binisaya?
(Have you learned much Cebuano already?)

Verb - nakat-onan
RV - kat-on (learn)

Affix - naka
Focus - benefactive

Na-an affix - is a verb in the abilitative mood, indicating ability, possibility, opportunity or pure accident denoting a past action and the benefactor of the action is in focus.

c. **GI-AN AFFIX**

e.g. Kinsang pamilyaha ang imong gipuy-an dinhi?
(Which family are you staying/living with here?)

Unsang imong gitun-an sa kolehiyo?
(What did you study in college?)

Verb - gipuy-an	Verb - gitun-an
RV - puyo (live/stay)	RV - yuon (study)
Affix - gi - an	Affix - gi - an
Focus - location	Focus - benefactive

Gi - an affix - is a verb affix denoting a past action, in the neutral mood meaning the action maybe momentary or was immediately completed. In the first example, the focus is the location, while in the second example, the benefactor of the action is in focus.

d. **SENTENCE INTENSIFIER**

e.g. Maayo kaayo.
(It was just fine.)

Kapoy kaayo.
(It was tiring.)

Kaayo is a word used to intensify an adjective.

e.g. Bata pa kaayo ako.
(I'm still very young.)

Dato kaayo sila.
(They are very rich.)

e. **REVIEW SUBJECT MARKERS**

e.g. Si Medy and maestra ko.
(Medy is my teacher.)

Sila si Popsie, Frieda, Yoly ang mga maestra ko.

(Popsie, Frieda and Yoly were my language instructors.)

f. REVIEW DEMONSTRATIVE PRONOUN SET III (Location)

e.g. Niabot ako dinhi niadtong Enero.

(I arrived here last January.)

NOTE: Refer to Appendix B.

g. NAKA- AFFIX

e.g. Nakahuman ako sa Agro-Forestry.

(I finished Agro-Forestry.)

Verb - makahuman

RV - human (finish)

Affix - maka

Focus - actor/doer

Naka- affix is a verb denoting a past action, the doer of the action is in focus. The abilitative mood denotes ability, opportunity, possibility or pure accident.

Task 1.6 : Informing the Host Family about intention of stepping/going out

1.6 -AN AFFIX

e.g. Duna ko'y adto-an.

(I'm going somewhere.)

Verb - adtoan

RV - adto (go)

Affix - -an

Focus - directional (refer to Verb paradigm Appendix H)

-An affix is a verb suffix attached to the root verb denoting an action not yet begun. The -an affix directs the listener to the focus of the sentence, and in the example, which is a momentary or immediately completed action.

a. REVIEW TIME ADVERBS

NOTE: Refer to Appendix N

e.g. Duna ko'y adtoon karong buntag.

(I'm going somewhere this morning.)

karong hapon (this afternoon)

karong udto (this noon)
karong gabii (this evening)

b. REVIEW QUESTION WORDS

NOTE: Refer to Task 1.1b.

e.g. Asa ka muadto? (with reference to action not yet begun)
(Where are you going?)

c. REVIEW -ON AFFIX

NOTE: Refer to Task 1.2i; 1.3c.

e.g. Adtoon ko si Michelle.
(I'm going to see Michelle.)

Tan-awon nako ang proyekto/trabaho namo sa site.
(I'm going to take a look at our project in my site.)

d. NON- SUBJECT MARKER NI

e.g. Muadto ako sa balay ni Scott.
(I will go to the house of Scott.)

Ni is a non-subject noun marker, singular form while
Nila ni is the plural form.

e.g. Muadto ako sa balay nila ni Scott ug Eric.
(I will go to the house of Scott and Eric.)

e. -HAN AFFIX

e.g. Bisitahan ko si Michelle.
(I'm going to visit Michelle.)

Verb - bisitahan
RV - bisita (visit)
Affix - -han
Focus - benefactive

-Han affix - a verb suffix attached to the root verb denoting action not yet begun. Directs the listener to the focus of the sentence, which in the example given is the person/thing/object benefitting from the action, either momentary or immediately completed.

f. PAKIG- AFFIX

e.g. May pakig-istoryahan ko sa opisina.
(There is someone I want to talk to at the office.)

Verb - pakig-istoryahan
RV - istorya (talk with/ to)
Affix - pakig-
Focus - actor/ doer

Task 1.7 : Explaining PCV project assignment to the local community

1.7 REVIEW QUESTION WORD - Unsa (what)

NOTE: For list of other question words, refer to Appendix C.

Unsa is used in Cebuano in asking questions referring to distance/length/volume/measurement.

Unsa/Asa means 'which' in English.

e.g. Unsa kalayoon?
(How far?)

Unsa kadakoon?
(How big?)

Unsang kolora? / Asang kolora?
(Which color?)

a. REVIEW GI- AFFIX

e.g. Unsang proyekto ang giplano nimo nga buhaton sa site?
(What project do you plan to do at your site?)

b. REVIEW MAG- AFFIX

e.g. Magbuhat ako ug A-frame.
(I will be making an A-frame.)

Magtanom kami ug daghang kahoy.
(We will be planting many trees.)

Maghimo kami ug artificial reef.

(We will be making an artificial reef.)

REVIEW MU-/MO- AFFIX (Refer to Task 1.3)

e.g. Gusto kong mubuhat ug A-frame.
(I want to make an A-frame.)

Modungag kini sa ilang kita.
(This is additional income for them.)

Motabang ko sa mga mag-uuma.
(I will be helping the farmers.)

REVIEW NAG- AFFIX (Refer to Task 1.2g)

e.g. Nagplano kong mubuhat ug A-frame.
(I plan to make an A-frame.)

REVIEW PAG- AFFIX (Refer to Task 1.4b)

e.g. Unsaon niana pagtabang sa mga tawo?
(How can that be of help to the poeple?)

Mutabang ako sa pagpangita ug mga libro para sa
eskwelahan.
(I will help look for books for the school.)

REVIEW MA- AFFIX (Refer Appendix H; Verb paradigm)

e.g. Mas daghan isda ang makuha sa mga mangingisda.
(The fisherman will be able to catch more fish.)

Ma- affix denotes an action udergone by the doer of the action, the actor.

NOTE: The non-personal noun marker **ang** placed before the action word, makes the verb affix **ma-** a nominal equivalent, thus the verb **makuha** in the example given take on a nominal meaning.

*Refer to Appendix M-Verb affixes/Noun affixes; Appendix H.

Linker **g** added to the word **daghan** (Refer to Task 1.1)

e.g. Makuha sa mga mangingisda ang daghang isda.
(The fisherman will be able to catch fish.)

Verb - makuha
RV - kuha (catch/get)
Affix - ma-
Focus - durative

Ma- affix is a prefix that denotes an action not yet begun, attached to the verb root.

The example given shows the Focus of the sentence is the Object (isda) an action lasting over a long period of time.

c. IKA- AFFIX

e.g. Unsa'y ikatabang ana sa mga tawo?
(What help can that give to the people?)

Verb - ikatabang
RV - tabang (help)
Affix - ika- (instrumental affix)
Focus - instrumental

Ika- affix denotes an action not yet begun; it indicates that the focus of the sentence is the instrument. In the given example, the unmentioned project is the instrument and the action refers to the potentials/possibilities of the project.

d. MAKIG- AFFIX

e.g. Makig-miting ako sa mga maestra dinhi.
(I will be meeting with the teachers here.)

Verb - makig-miting
RV - miting (hold a talk/conference with)
Affix - makig-
Focus - actor/doer

Makig- affix is a prefix that denotes an action not yet begun. Focus of the action is the doer or the actor, the actor being the one to initiate the action.

e. REVIEW PRONOUNS (Object Set)

e.g. Para asa man ang proyekto nimo?
(What is your project for?)

f. MAN- PARTICLE (also, even)

Man and Na are particles used to expand noun phrases used as subject or nominal predicates. These particles are grouped into sets 1, 2, 3, & 4.

NOTE: Refer to Appendix D.

e.g. Para asa man ang proyekto nimo?
(What's your project for?)

Man is also used as a softener in a sentence.

Task 1.8. : Expressing humor

1.8 REVIEW NA-AN AFFIX

e.g. Duna ko'y nahibalo-an nga maayo nga joke.
(I know of a good joke.)

a. NAKA- AFFIX

e.g. Nakahibalo ka ba kung unsa'y tambal sa bugas?
(Do you know the medicine for pimples?)

Kahibalo - is the short form of nakahibalo (na is omitted)

e.g. Nakakita ka na ba ug unggoy nga bugason?
(Have you ever seen a monkey with pimples?)

b. SUBJECT MARKER 'Y'

e.g. Duna ko'y joke.
(I have a joke.)

Kahibalo ka ba kung unsa'y tambal sa bugas?
(Do you know the remedy for pimples?)

'Y is attached to existential words **naa**, **duna**, **diha** when followed by a noun.

'Y Subject Marker:

- noun, verb, adjective
- when the existential words are followed by other words, 'Y is attached to the word before the object, noun, verb, adjective.

'Y sometimes is referred to as a floating marker.

a. used as topic marker to substitute **ang**.

e.g. Unsa ang sine sa Harrison Plaza?
Unsa'y sine sa Harrison Plaza?
(What is showing at Harrison Plaza?)

b. also used as non-topic marker to substitute **ug**.

e.g. Duna ako ug sigarilyo.
Duna **ako'y** sigarilyo.
(I have a cigarette.)

c. REVIEW CEBUANO EXPRESSIONS

NOTE: Refer to Appendix E.

e.g. Uy, kakorni!
(Oh, how corny!)

Ngeee.
(Ugh.)

Okay da!
(That one's good.)

Kakataw-anan ana, oy!
(How funny!)

Sige kuno!
(Okay!)

Okay lang ang joke mo da!
(Your joke is a good one!)

d. KA- AFFIX

- an adjectival affix in the exclamatory form.

e.g. Kakataw-ana, ana oy!
(How funny!)

Kadako!
(How big!)

Topic 2 : Language to manage learning
Task 2.1 : Identifying language to be used in communication

2.1 WORD ORDER of sentence with negation

e.g. Makahibalo ako magbinisaya.
(I know how to speak Cebuano.)

Negation: Dili ako makahibalo magbinisaya.
(I don't know how to speak Cebuano.)

e.g. Makahibalo si Medy magbinisaya.
(Medy knows how to speak Cebuano.)

In example 1, when the subject of the sentence is a pronoun (e.g. ako personal pronoun). **Ako** comes after the negation **Dili**, followed by the verb, e.g. **makahibalo**.

In example 2, there are two ways of constructing a negation sentence if the subject is a proper noun. The given example shows that the actor/ doer (**Medy**) could be written before or after the verb (**makahibalo**), and the negation **dili** is always written at the beginning of the sentence. The use of **dili** (no) is only one way of negating sentences in Cebuano.

The other way is to use **Wala** or **Ayaw**.

NOTE: Refer to Appendix K for more on Negations.

2.2. REQUEST WORDS

Cebuano manner of request is preceded by the word **Palihug**.

e.g. Palihug usba./Usba palihug.
(Please repeat.)

kuha (get) Palihug ikuha ko sa ballpen.
(Please get the ballpen for me.)

Palihug kuhaa ang ballpen.
(Please get the ballpen.)

NOTE: When **i-**affix is used, it is followed by the subject pronoun **ko**/benefactive. When **-a-**affix is used, it is followed by the subject marker **ang**, then the object.

a. DUPLICATION OF WORD

a. Adjectives - the meaning of the rootword is intensified.

e.g. Usa pa, hinay-hinay lang.
(Just a minute, please slow down.)

taas (tall)	taas-taas (taller)
----------------	-----------------------

mubo (short)	mubo-mubo (shorter)
-----------------	------------------------

b. Nouns - reduplication of the rootword makes it into a play thing
(imitation)

e.g. balay (house)	balay-balay (playhouse)
-----------------------	----------------------------

awto (car)	awto-awto (play car)
---------------	-------------------------

pusil (gun)	pusil-pusil (toy gun)
----------------	--------------------------

2.3 IPA- AFFIX - A verbal prefix signifying a causative action with
the goal of the action in focus.

e.g. Unsa'y imong ipasabot?

a. QUESTION WORD - Unsaon (how) with reference to actions not
yet begun.

e.g. Unsaon nimo pagsulti ug 'travel' sa Cebuano?
(How do you say 'travel' in Cebuano?)

Kahibalo ko unsaon pagluto.
(I know how to cook.)

Topic 3 : Food
Task 3.1 : Finding out about new food

3.1 REVIEW DEMONSTRATIVE PRONOUNS (Subject Set)

NOTE: Refer to Appendix B.

e.g. Unsa kini/kana/kadto?
(What is this/that/that over there?)

Sinugba kana/kini/kadto.
(That's/This is broiled.)

Unsa'y ngalan niini/nianan/niadto?
(What is the name of this/that/that over there?)

Adobo ang itawag niini/niana/niadto.
(This/That is called adobo.)

a. REVIEW QUESTION WORD - Unsaon (how)

e.g. Unsaon kini pagluto?
(How is this cooked?)

b. REVIEW GI-AN AFFIX

A verbal affix indicating an action that has been started/begun with either the object, beneficiary of the action or the location where the action has been done as the focus of the sentence.

e.g. Gilung-agan niya ang bag-ong kaldero.
(She cooked using the new kettle.)

Gimantekaan nako ang isda.
(I fried the fish.)

Beneficiary focus:

Gihatagan nako ug saging ang bata.
(I gave the child a banana.)

Gilutoan niya ug adobo si David.
(She cooked adobo for David.)

Location focus:

Gikuhaan nako ug itlog ang pugaran.
(I took eggs from the henhouse.)

Gilungagan nako ang ga-ong abuhan.
(I cooked with the new stove.)

3.2 -I/-HI AFFIX - a verbal suffix in the imperative mood signifying that:

a. **The object of the action is in focus:**

e.g. Paniti ang saging.
(Peel the banana.)

Kuhai ang isda ug bukog.
(Remove the fish bones.)

b. **The beneficiary of the action is in focus:**

e.g. Paniti siya ug saging.
(Peel the banana for her.)

Kuhai ang bata ug pan.
(Get bread for the child.)

c. **The location of the action is in focus:**

e.g. Paliti ang tindahan ug pan.
(Buy bread from the store.)

Kuhai ang lamesa ug pagkaon.
(Get food from the table.)

NOTE: Words ending in consonants or vowels with a glottal stop take the **i**-affix. Words ending with a vowel without glottal stop take the **-hi** affix.

3.3 SIGE - particle meaning 'okay' but not used to express feelings.

e.g. Sige, molitaw ko bi.
(Okay, I'll try.)

Sige, muadto na ko.
(Okay, I'm going/leaving now.)

Sige, tilawi lang.
(Okay, just give it a try.)

As an expression of agreement:

- e.g. Dugangi pa. Sige.
(Have some more.) (Okay.)
- Ubani ko. Sige.
(Accompany me.) (Okay.)

To mean 'alright', 'continue', 'keep on', 'go on'

- e.g. Sige kaon pa.
(Go on, eat some more.)
- Sige pa.
(Continue./Some more.)
- Sige pa, duol na lang,
(Keep on, we're almost there.)

Sige - means (always or constant), synonyms with 'kanunay'.

- e.g. Sige si Phil ug basa.
(Phil is always reading.)
- Sige ug jogging si Eric.
(Eric is constantly jogging.)

3.4 PSEUDOVERB - Gusto

NOTE: Refer to Appendix O.

Gusto (like, want) denotes preference/desire.

- e.g. Unsa'y imong gusto?
(What do you want?)
- Gusto ka bang mukaon/muinom?
(Would you like to eat/drink?)
- Gusto ko ug Coke.
(I like Coke.)
- Gusto ko mukaon ug pansit.
(I like to eat pansit.)

Topic 4 : Shopping
Task 4.1 : Locating source of needed items

4.1 REVIEW QUESTION WORD - ASA

e.g. Asa makapalit ug tsinelas?
(Where can one find/buy a pair of slippers?)

Asa ang simbahan?
(Where is the church?)

Asa man si Vic-vic?
(Where is Vic-vic?)

a. PARTICLE KAHA (an expression of speculation)

e.g. Asa kaha mahimong mupalit ug sapatos?
(Where can I buy a pair of shoes?)

Asa kaha ang botika dinhi?
(Where could the drugstore be here?)

Duna kaha sila puting medyas?
(Would they possibly sell white socks?)

b. PARTICLE TINGALI (express uncertainty means 'maybe', 'perhaps' 'might be'.

e.g. Tingali duna sa lunsod.
(There might be some in town.)

Tingali naa/duna sa merkado/tsanggi.
(Maybe you can find one at the market.)

Dili tingali. (negation)
(Maybe not.)

Tingali ug naa.
(There might be some.)

- c. SIGURO (express certainty, sure, definitely, certainly)
- opposite meaning with tingali

e.g. Siguro nga naa sa tindahan.
(Surely, you can find one at the store.)
Siguro, kaayo kana.
(That's very sure/for certain.)

NOTE: **Siguro** in this manner has the same characteristic as in **Sigurado** (sure, certain, definitely). **Sigurado** maybe used in place of **Siguro**.

Siguro means perhaps, maybe, might be (an expression of uncertainty).

e.g. Muadto siguro ko.
(I might go.)
Siguro sa merkado/tsanggi.
(Maybe at the market.)
Wa'y siguro.
(Not sure.)

- d. PSEUDOVERB - KINAHANGLAN

e.g. Unsa'y imong/inrong gikinahanglan?
(What do you need?)

- 4.2 PSEUDOVERB - MAHIMO (can, may, could, might)
has the same characteristics as **pwede** though **mahimo** is more formal than **pwede**.

e.g. Mahimo nga motan-aw sa iyong baligya?
(Can I see your goods?)
Mahimo nga mohangyo?
(Is it possible to bargain?)

- 4.3 QUESTION WORD TAGPILA/FILA (how much)

e.g. Tagpila kini?
(How much is this?)
Pila kini?
(How much is this?)
Tagpila ang usa ka buok?
(How much is one piece?)
Pila ang usa ka buok?
(How much is one piece?)

Topic 5 : Transportation
Task 5.1 : Taking local transportation

5.1 MAG- AFFIX

The **mag-** affix, when attached to words referring to means of transportation, will denote 'to take a vehicle' or denotes mode of transportation used or one is going to take.

e.g. Mag-dyipni ako.
(I will take the jeepney.)

Mag-bus ka.
(Take a bus.)

Mag-pedicab ka.
(Take a pedicab.)

a. REVIEW QUESTIONS WORDS

Pila (how much/how many)

e.g. Pila ang pamasaha?
(How much is the fare?)

Kanus-a (when)

e.g. Kanus-a molarga ang bus?
(When will the bus leave?)

NOTE: Question word **unsa** in Cebuano is interchangeably used with **kanus-a**.

e.g. Unsang orasa mularga ang bus?
(What time will the bus leave?)

Asa (where)

e.g. Asa paingon ang dyipni?
(Where is this jeepney going?)

b. EXPRESSION WORDS

Para - an expression commonly used in Cebuano to stop a moving vehicle only.
- also indicates that one wants to get off from a moving vehicle.

e.g. Para!
(Stop!)

Para dinhi/dinha!
(Stop, right here/there!)

Sa eskina lang - an expression to denote specific location, place, area where one wants to alight from/be dropped off from a moving vehicle.

e.g. Sa eskina lang!
(At the corner!)

Sa may crossing lang ako.
(Drop me off at the crossing.)

c. QUESTION WORD - ASA (where) - to refer to questions indicating specific/location of ...

e.g. Asa ako makasakay?
(Where will I get a ride?)

5.2 PSEUDOVERBS

Pwede/Puwede is also commonly used in making travel negotiation.

e.g. Pwede pa ba akong makapalit ug ticket?
(Is it still possible to buy a ticket?)

Pwede pa bang mosakay?
(Can you still take one more passenger?)

a. REVIEW QUESTION WORD - Unsa (what)

e.g. Unsang orasa mugikan/moabot ang bus?
(What time does the bus leave/arrive?)

Unsang orasa ang first trip?
(What time is the first trip?)

Unsa + ka (far) (adjective base)

e.g. Unsa kalayo? (How far?)

Kaduol. (Near.)

Unsa kaduol? (How near?)

b. TIME ADVERB - KADA (every)

NOTE: Refer to Appendix N.

Time adverbs are used to expand verbal predicates; specifying the time and speed of action expressed by the verbs.

e.g. Kada adlaw ba ang biyahe?
(Is the trip daily?)

Kada oras?
(Every hour?)

Kada bulan?
(Every month?)

Kada semana?
(Every week?)

c. TIME MARKERS

NOTE: Refer to Appendix J.

e.g. Alas-onse.
(Eleven o'clock.)

Ala-una.
(One o'clock.)

Mga alas diyos sa buntag.
(Around ten o'clock in the morning.)

d. REVIEW ANB OF MU-/MO- VERBS (Actor focus)

e.g. Mosunod ba sa schedule ang pag-abot sa bus?
(Does the bus arrive on schedule?)

Asa ako mobayad?
(Where will I pay?)

Topic 6 : Health
Task 6.1 : Getting medical help

6.1 ACCIDENTAL AFFIXES

Na and **Na-an** are accidental affixes that focus on the actor, but the discomfort or pain is caused by an external object, as indicated by the rootverb.

e.g. Nasamad ako sa kutsilyo.
(I cut myself with a knife.)

Naligasan ko ang bata.
(The child was run-over by me.)

Napaakan ko ug iro.
(I was beaten by a dog.)

Nahulog ako sa silya.
(I fell from the chair.)

NOTE: An exception, because **nahulog** does not require a causing object; however, when the form is changed to **nahulugan**, a causing agent is required.

e.g. Nabuboan ako ug init na tubig.
(Hot water was accidentally poured over me.)

Nahulugan ako ug lubi.
(I was hit by a falling coconut.)

Gi- and **Gi-an** are accidental affixes and have similar function as **Na** and **Na-an**, but the focus is on the object.

e.g. Gipaak ako sa iro.
(I was bitten by the dog.)

Mora ko ug gisip-on.
(I think I have a cold.)

Gi-an Gihilantan ako.
(I'm down with a fever.)

Naka- affix - another accidental affix with the actor as the agent causing the change, discomfort, or pain.

e.g. Nakaligis sila ug uring.
(They accidentally hit the cat.)

Nakainom siya ug hilo.
(She accidentally drank poison.)

Nakapusul siya ug bata.
(He accidentally shot a child.)

a. **STATIVE VERBS** (na + root verb)

Na + root verb is a verb that does not need an object to complete its meaning; it states the condition/feeling of a person, putting emphasis on the doer of the action.

e.g. Nalipong ako.
(I feel dizzy.)

Natumba siya.
(He fell.)

Naluya kami.
(We feel weak.)

Nabun-og ako.
(I am bruised.)

b. **MAGPA- AFFIX**

The subject of the sentence is the causing agent while the natural agent may or may not be expressed in the sentence. However, in the sentence:

e.g. Kinahanglan ko nga magpa-doktor.
(I need to see a doctor.)
-causing agent and the natural agent are one and the same
ko (a noun-subject actor pronoun).

Another variant to the sentence above is:

Kinahanglan kong magpa-ospital.
(I need to go to the hospital.)

Magpa-ospital ako.
Magpa-konsulta ako sa doktor.
(I want the doctor to examine me.)

c. USE OF ASA (where) AND DIIN (where)

There are two (where) questions in Cebuano - **Asa** and **Diin**.

Asa maybe used to ask for both location and direction, whereas **Diin** maybe used only to ask location question. Where **Diin** is used, **Asa** may also be used. But when **Asa** as a direction question is used, **Diin** cannot be used.

The correct response to a **Diin** question is a noun phrase that begins with the existential word **Naa**.

e.g. Diin ang hospital?
(Where is the hospital?)

Asa ang hospital?
(Where is the hospital?)

Answers: Naa sa lungsod.
(In town.)

The response to **Asa** is **Sa + noun phrase**.

e.g. Asa ang botika dinhi?
(Where is the drugstore here?)

Answer: Sa lungsod.
(In town.)

Asa ang balay sa doktor?
(Where is the doctor's house?)

Answer: Sa siyudad.
(In the city.)

d. EXISTENTIAL WORDS - (Duna, May, Naa, Nia)

Duna (there is, are, was, were, will be, have)

e.g. Duna ka ba'y tambai?
(Do you have some medicine?)

May an existential particle indicating existence, possession, ownership, presence.

e.g. May aspirin ka ba?
(Do you have some aspirin?)

Naa (there is, are, have)

e.g. Naa ba ang doktor?
(Is the doctor in?/Is the doctor there?)

Nia (the floating 'Y marker is usually attached to Duna, Naa, Nia, when followed by a noun, verb, or adjective)

e.g. Naa'y kwarta.
(There is money.)

Duna'y dako nga balay.
(There is a big house.)

Nia'y duha ka aspirin.
(Here are two aspirin.)

When the existential words are followed by other words the floating 'y is attached to the word before the object, noun, verb, or adjective.

e.g. Naa ka na ba'y asawa?
(Do you have a wife?)

e. **NON-EXISTENTIAL WORD**

Wala/Wa (none/nothing) denotes non-existential/
non-possession/non-presence (absense)

e.g. Wala ang doktor.
(The doctor's not in./The doctor is out.)

Wala pa.
(Not yet.)

Dili (no) refers to non-intention of; or no desire to come.

e.g. Dili muanhi si doktor karon.
(The doctor is not coming today.)

NOTE: The floating 'Y follows the same rule as in existential words, when used for non-existential sentences.

f. REVIEW ASA MARKER

Sa - used as a marker for place/location/direction/time.

a. As place marker:

- e.g. Sa lungsod.
(In town.)
Duol sa simbahan.
(Near the church.)
Naa sa ospital ang doktor.
(The doctor is in the hospital.)

b. As Time marker

- e.g. Maligo ako sa sa buntag.
(I'll take a bath tomorrow morning.)

c. As Location marker

- e.g. Matulog ako sa kwarto.
(I will sleep in my room.)

g. -I AFFIX - A verbal affix in the imperative mood signifying that:

a. The beneficiary of the action is in focus:

- e.g. Tabangi ko.
(Help me.)

b. The object of the action is in focus:

- e.g. Tabangi ang bata.
(Help the child.)

c. The location of the action is in focus:

- e.g. Paliti ang botika ug tambal.
(Buy the medicine from the drugstore.)

APPENDIX A

LINKERS:

Formal Greeting: Linkers

Maayong buntag.
(Adj. modifier)

maayo (adj)
buntag (N)
ng

Good morning.
(N. modified)

good/fine
morning
linker - which signifies a relationship
between a modified and a
modified.

A. CEBUANO PHRASE (Non-Verbal)

Adjective + Linker + Noun (A + L + N)

Examples:

1. Maayo nga bata. (Good child.)
A L N
Maayong bata. (good child)
2. Maayo nga tabla. (good/hard wood)
Maayong tabla. (good wood)
3. Maayo nga adlaw. (good day)
Maayong adlaw. (good day)
4. Maayo nga doktor. (good doctor)
Maayong doktor. (good doctor)

Other examples: (A + L + N)

Gwapa nga babaye. (beautiful girl)
Babayeng gwapa. (beautiful girl)
Nindot nga sinina. (nice dress)
_____ (nice dress)

APPENDIX A

LINKERS:

Formal Greeting: Linkers

Maayong buntag.
(Adj. modifier)

maayo (adj)
buntag (N)
ng

Good morning.
(N. modified)

good/fine
morning
linker - which signifies a relationship
between a modified and a
modified.

- A. CEBUANO PHRASE (Non-Verbal)
Adjective + Linker + Noun (A + L + N)

Examples:

1. Maayo nga bata. (Good child.)
A L N
Maayong bata. (good child)
2. Maayo nga tabla. (good/hard wood)
Maayong tabla. (good wood)
3. Maayo nga adlaw. (good day)
Maayong adlaw. (good day)
4. Maayo nga doktor. (good doctor)
Maayong doktor. (good doctor)

Other examples: (A + L + N)

Gwapa nga babaye. (beautiful girl)
Babayeng gwapa. (beautiful girl)
Nindot nga sinina. (nice dress)
_____ (nice dress)

Dako nga mangga. (big mango)
_____ (big mango)

B. PHRASES (Non-Verbal)

Noun + Linker + Adjective (A + L + A)

e.g.

Sapatos nga itum. (The black shoes./ Black shoes.)
N L A

Kapayyas nga dilag. (yellow papaya)

Dilag nga kapayyas. (yellow papaya)

Bata nga tambok. (healthy/fat child)

Tambok nga baka. (healthy/fat child)

Bulak nga rosas. (pink flower)

Rosas nga bulak. (pink flower)

Other examples:

pisi nga lata (rotten rope)

bala nga daan (old house)

isda nga lab-as (fresh fish)

More on Linkers:

A. If the first word in the sequence ends in a vowel, the linker ng is attached to the word.

e.g. Vowel endings:

daku nga balay dakng balay (big house)

berde nga dahon berdng dahon (green leaf)

mubo <u>nga</u> tawo	mubong tawo	(short man)
pula <u>nga</u> sinina	pulang sinina	(red dress)
paliya <u>nga</u> pait	paliyang pait	(bitter gourd)

B. The linker G is used in consonant words ending in the letter N:

e.g. sabon <u>nga</u> humot	sabong humot	(fragrant soap)
dahon <u>nga</u> laya	dahong laya	(withered leaf)
kahon <u>nga</u> baho	kahong baho	(ill smelling box)

Numerical Linker:

KA - e.g. usa ka buok	(just one/only one piece)
lima ka tawo	(five people)
duha ka bulan	(two months)

IKA - indicates chronological order

e.g. Ika-limang igsoon si Maria.
(Maria is the fifth child.)

Ika-tulo gikan sa wala.
(The third from the left.)

Ika-napulo nga anak.
(The tenth child.)

APPENDIX B

PRONOUN : (Two types)

A. Personal Subject Set

Personal Pronoun Chart/Subject Set

Ist Person	Ako/ko	(I)	kami/mi (excl.)	(we)
			kita/ta (incl.)	(us)
2nd Person	Ikaw/ka	(you, singular)	kamo/tamo	(you, plural)
3rd Person	Siya	(he/she)	sila	(they)

NOTE:

- Ikaw** - may occur anywhere in the sentence.
- Ka** - is never used at the beginning of the sentence.
- Kami/mi** - meaning I and others or (us).
- Kita/ta** - meaning you and I.

e.g.

1. Ako si Melanie. (I am Melanie.)
PCV ako. (I am a PCV.)
2. Ikaw ba si George? (Are you George?)
Usa ba ikaw ka PCV? (Are you a PCV?)
3. Siya Amerikano. (She is an American.)
Baynte dos anyos siya. (She is 22 years old.)
4. Kami mga PCV. (We are PCVs.)
Taga-California sa America kami. (We are from America.)
5. Kita mga Amerikano. (We are Americans.)
Mga Volunteers kita. (We are Volunteers.)
6. Mga Amerikano kamo. (You are Americans.)
Mga PCV kamo. (You are PCVs.)
7. Niabot na sila. (They have already arrived.)
Kinsa sila? (Who are they?)

Possessive Pronouns - Object Set

nako/ko	(by me)
nimo/mo	(by you, singular)
niya	(by him/her)
namo	(by us - excl.)
nato	(by us - incl.)
ninyo	(by you, plural)
nila	(by them)

NOTE: The object set can either be used as non-topic or as a possessive set.

e.g.

1. Gikuha nako ang libro. (The book was taken by me.)
Gipalit nako ang libro. (The book was bought by me.)
2. Gisulat nimo ang sulat. (The letter was written by you.)
Gikanta nimo ang kanta. (The song was sung by you.)
3. Giluto niya ang adobo. (The adobo was cooked by her.)
Gihatag niya ang bulak. (The flower was given by him.)
4. Gisayaw namo ang kuratsa. (The kuratsa was danced by us.)
Gilangoy namo ang suba. (The river was swum by us.)
5. Gipalit nato ang T.V. (The T.V. was bought by us.)
Gibasa nato ang telegram. (The telegram was read by us.)
6. Gitawag ninyo si John. (John was called by you.)
Giinom ninyo ang gatas. (The milk was drunk by you.)
7. Giputol nila ang kahoy. (The tree was cut by them.)
Gilabay nila ang kwarta. (The money was thrown by them.)

Personal Pronouns - Possessive Set

Pre-Post (before a Noun)

Post-Post (after a Noun)

AKONG/AKO	NAKO	(my, mine)
IMONG/IMO	NIMO	(your, yours - singular)
IYANG/IYA	NIYA	(his, her, hers)
AMONG/AMO	NAMO	(ours, excl.)
ATONG/ATO	NATO	(ours, incl.)
INYONG/INYO	NINYO	(yours, plural)
ILANG/ILA	NILA	(theirs)

e.g.

1. Dako ang akong balay. (pre-post)
(My house is big.)
2. Guba ang imong balay.
(Your house is ruined/destroyed.)
3. Dako ang balay nako. (pre-post)
(My house is big.)
4. Guba ang awto nimo. (pre-post)
(Your car is ruined/destroyed.)

NOTE: The Post-posted pronouns are used in two ways; as non-topic pronouns and possessive and always come after a noun.

The Pre-posted pronouns differ from the post-posted pronouns, in that pre-posted pronouns are used mainly as possessive pronouns, and always come before a noun.

Pre-Posted Pronouns
(Before the Noun)

Post-Posted Pronouns
(After the Noun)

akong balay
(my house)

balay nako
(house my)

imong tsinelas
(your slippers)

tisnelas nimo
(slippers your)

iyang lapis
(his/her pencil)

lapis niya
(pencil his/her)

among balay
(our house)

balay namo
(house ours)

atong leksyon
(our lesson)

leksyon nato
(lesson ours)

inyong libro
(your book)

libro ninyo
(book your)

ilang papel
(their paper)

papel nila
(paper their)

Personal Pronouns - Possessive Set II

AKO	(my, mine)
IMO	(your, you - singular)
IYA	(his/hers)
AMO	(our/ours - excl.)
ATO	(our/ours - incl.)
INYO	(you, your -plural)
ILA	(their/theirs)

NOTE: Purely Possessive Pronouns come always before the object (noun) of the sentence and take on a -G/-NG/NGA linker whichever is appropriate.

e.g.

1. akong lapis (my pencil)
akong libro (my book)
2. imong sapatos (your shoes)
imong sinina (your dress)
3. iyang awto (his car)
iyang mama (her mother)
4. among baboy (our pig)
among tanom (our plants)
5. atong tindahan (our store)
atong barangay (our barangay)
6. inyong kagul-anan (your sorrow)
inyong kalipayan (your happiness)
7. ilang balay (their house)
ilang butang (their things)

Personal Pronouns - Directional Set I

para kanako/nako	(for me)
para kanimo/nimo	(for you)
para kaniya/niya	(for him/her)
para kanamo/namo	(for us, excl.)
para kanato/nato	(for us, incl.)
para kaninyo/ninyo	(for you, plural)
para kanila/nila	(for them)

e.g.

Gidala niya ang libro para kanako.
(He/She brought the book for me.)

Gipalit niya ang mga bulak para kanimo.
(He bought the flowers for you.)

Gikanta ang kanta para sa kaniya.
(The song was sung for her.)

Giluto ang pansit para kanila.
(The pansit was cooked for them.)

Gi-andam ang kwarta para kanato.
(The bathroom was cleaned for us.)

Gi-ihaw ang baboy para kanamo.
(The pig was grilled/broiled for us.)

Personal Pronouns - Directional Set II

kanako	(to/for me)
kanimo (singular)	(to/for you)
kaniya	(to/for him/her)
kanamo (excl.)	(to/for us - excl.)
kanato (incl.)	(to/for us - incl.)
kaninyo (plural)	(to/for you)
kanila	(to/for them)

e.g.

Ihatag kanako ang ballpen.
(Give the ballpen to me.)

Ilabay kaniya ang bola.
(Throw the ball to him.)

Gihatag kanamo ang kwarta.
(The money was given to us.)

Isulti kanila ang matuod.
(Tell them the truth.)

Demonstrative Pronouns - Location Set I

- dia (here, nearest to speaker)
- nia (here, near the speaker and listener)
- naa (there, nearer to speaker than listener)
- tua (over there, far from both the speaker and listener)

e.g.

Nia ang ballpen.
(Here's the ballpen.)

Nia ang akong igsoon.
(My sister is here.)

Dia siya.
(She is here.)

Dia man diay ka?
(So you are here?)

Naa sa Ohio ang pamilya ko.
(My family is there in Ohio.)

Tua sa baybay si Jessica.
(Jessica is over there at the beach.)

Tua ba didto si Mallu?
(Is Mallu there?)

Demonstrative Pronouns - Location Set II

- ari** (here, nearest to speaker)
anhi (here, near to both speaker and listener)
anha (there, near the listener)
adto (over there, far from both speaker and listener)

e.g.

Ari ibutang ang bulak.
(Put the flower here.)

Anhi sila magkita.
(They will meet each other here.)

Anha diha ang paniudto.
(Lunch will be served there.)

Adto sila matulog sa amo.
(They will sleep at our place.)

Demonstrative Pronouns - Location Set III

- diri** (here, nearest to speaker)
dinhi (here, near the speaker and listener)
dinha (there, near the listener)
didto (over there, far from both speaker and listener)

e.g.

Diri lang na.
(Just put that here.)

Ibalhin ang lamesa dinhi.
(Transfer the table here.)

Ibilin lang dinha ang imong mga butang.
(Just leave your things there.)

Ayaw ug lakaw didto.
(Don't walk over ther./Don't go over there.)

Demonstrative Pronouns - Location Set IV

ngari	(here, nearest to the speaker)
nganhi	(here, near to both speaker and listener)
nganha	(there, near the listener)
ngadto	(over there, far from both speaker and listener)

e.g.

Itunol ngari ang sundang.
(Please hand the bolo here.)

Nganhi lang ko mosakay.
(I'll take a ride here.)

Nganha ka moagi.
(You can pass through there.)

Ngadto ko moagi.
(You can pass over there.)

Demonstrative Pronouns - Subject Set

kiri/ri	(this, near the speaker)
kini/ni	(this, near both speaker and listener)
kana/na	(that, far from speaker and near listener)
kadto/to	(that, over there, far from both speaker and listener)

NOTE: Can be used as the subject in lieu of a Noun/Pronoun.

e.g.

Kiri ang akong sapatos.
(This is my pair of shoes.)

Kini ang akong manghod.
(This is my younger sister.)

Mao kana ang iyang relo.
(That is her watch.)

Kadto ang balay nila Vic-vic.
(That is the house of Vic-vic.)

Demonstrative Pronouns - Non-subject Set I

niari/ari (this, near the speaker)
niini/ini (this, near both speaker and listener)
niana/ana (that, near listener)
niadto/adto (that over there, far from both speaker and listener)

e.g.

Gusto ko niari.
(I like/want this.)

Unsa'y ngalan niini?
(What do you call this?)

Kanindot niana!
(That's so nice/wonderful!)

Dili ko gusto niadto.
(I don't like that.)

More sentence examples using the Demonstrative Pronoun Set:

Dinhi lang.
(Just here.)

Dinha lang.
(Just there.)

Dali diri!
(Come here!)

Diri nato ibilin ang atong butang.
(We will leave our things here.)

Muanha siya dinha sa Lunes.
(He will go there on Monday.)

Demonstrative Pronouns - Location Set:

e.g.

Didto ka ba sa miting gahapon?
(Were you there at the meeting yesterday?)

Tua sa New York and akong ginikanan.
(My parents are in New York.)

Nia ang doktor.
(The doctor is here/in.)

APPENDIX C

Question Words:

The Information Question: A Cebuano statement may be transformed into an information question by using the question word that will elicit the desired information in the response.

Below is the list of question words in Cebuano and the information that each question word elicits.

Question Words		Information to be elicited:
1. KINSA	(who)	(+ person) Noun Phrase
2. UNSA	(what)	(- person) Noun Phrase
3. ASA		(+ direction)
HAIN	(where)	(+ location + movement) NP
DIIN		(- location - movement) NP
4. PILA	(how many)	(+ number + ordinal NP)
5. KANUS-A	(when)	(+ time adverb) NP
6. TAGPILA	(how much)	(+ cost)
7. ASA	(which)	(+ choice NP)
8. KANG KINSA	(whose)	(+ possession NP)
9. IKAPILA	()	(+ number + cardinal NP)
10. UNSAON/GIUNSA	(how)	(+ manner adverb/verb)
11. NAUNSA	(what happened)	(+ event verb/sentence)
12. NGANO	(why)	(+ reason + purpose sentence)
13. MAKAPILA	(how often)	(+ frequency)
14. MAG-UNSA	(what will one do)	(+ work to do)

Question Words:

e.g.

QUESTION

RESPONSE

- | | |
|--|---|
| 1. Kinsa ang imong kauban?
(Who is your companion?) | Si Stella.
(Stella.) |
| 2. Unsa ang imong ngalan?
(What is your name?) | Waite.
(Waite.) |
| 3. Asa ka moadto?
(Where are you going?) | Sa Embassy.
(To the Embassy.) |
| 4. Diin ka?
(Where were you?) | Sa balay.
(At home.) |
| 5. Pila ang imong anak?
(How many children do you have?) | Tolo.
(Three.) |
| 6. Tagpila ang kamatis?
(How much are the tomatoes?) | Dos singkwenta ang kilo.
(Two-fifty a kilo.) |
| 7. Kanus-a ka molakaw?
(When are you leaving?) | Sa Domingo.
(On Sunday.) |
| 8. Asa ang imong gusto, pula o puti?
(Which do you like, red or white?) | Pula.
(Red.) |
| 9. Kang kinsa kining kahon?
(Whose box is this?) | Kang Virgie.
(Virgie's.) |
| 10. Ikapilang serbesa mo na kana?
(How many beers have you had?) | Ika duha.
(This is my second.) |
| 11. Unsaon nimo pag-uli?
(How will you go home?) | Magtaksi.
(I'll take a cab.) |
| 12. Naunsa ang imong kamot?
(What happened to your hand?) | Napaso.
(I burnt accidentally.) |
| 13. Nganong may taklob ang imong mata?
(Why are your eyes covered?) | May tagi-mata ako.
(I have sore eyes.) |
| 14. Makapila ka moinum ug tubig sa usa ka adlaw? (Pito ka beses.)
(How often do you drink water in a day?) (Seven times.) | |
| 15. Mag-unsa ka didto?
(What will you do there?) | Mukaon ako.
(I'll eat.) |

APPENDIX D

PARTICLES:

Set I : 'Na' (already)

- e.g. May asawa na si Jose.
(Jose is already married.)

'Pa/Gihapon' (yet/still)

- e.g. Dálaga pa sila Stella ug Virgie.
(Stella and Virgie are not yet married/still single.)

NOTE: Na and Pa may not co-occur in the same sentence. Set I particles occupy the first slot in the sequence of particles in the sentence.

Set II : 'Bisan" (even)

- e.g. Bisan kabaw kapoyon gihapon.
(Even carabaos get tired./Carabaos get tired, too.)

Set III : 'Sab/Pod' (also/too)

- e.g. Doktor sab si Jose .
(Jose is also a doctor.)

'Lamang/Lang' (only/just)

- e.g. Sa balay lang ako.
(I'll just stay home.)

'Kuno' (expression to indicate indirect quotation)

- e.g. Doktor kuno si Jose.
(Someone said Jose is a doctor.)

'Usa' (meaning temporariness)

- e.g. Dinhi usa kita.
(Let's stay here first for a while.)

'Na Sab' (meaning a shift in viewpoint or role).

- e.g. Ako na sab.
(It's my turn.)

NOTE: Of the Set III particles, the monosyllabic ones precede the bi-syllabic.

'Kaha' (expression of speculation)

e.g. Kinsa kaha ang akong kauban?
(Who (I wonder) is my companion?)

'Diay' (expression of mild surprise at new information, unexpected event/situation)

e.g. May asawa na diay si Norma.
(I didn't know that Norma was married./
So Norma is already married.)

'Unta' (expression of hope)

e.g. Manok unta ang sud-an namo.
(I wish chicken will be our viand.)

APPENDIX E

EXPRESSIONS:

1. Sus! (Oh, my!)
2. Kwan! (What shall I call it!)
3. A diay! (Oh, really!)
4. Pastilan! (My goodness!)
5. Sige! (Okay, go ahead!)
6. Tingali. (Perhaps/Maybe.)
7. Pataka lang. (You're talking nonsense.)
8. Tabi! ((Excuse me!)
9. Mao ka. (That's how it is.)
10. Dali ra! (Come here!)
11. Sayon ra/dali ra. (It's easy, it won't take long.)
12. Dungan. (Together.)
13. Kausa pa. (Once more/One more time.)
14. Balik-balik. (Come again.)
15. Maayo/Ayo. (Greeting before entering a house.)
16. Dayon! (Come in!)
17. Ambot lang. (I don't know.)
18. Wala ako kahibalo. (I don't know.)
19. Wala ako'y labot. (I'm not included.)
20. Wa'y bali. (Never mind/It doesn't matter.)
21. Hinaut pa unta. (May it be so.)
22. Sagdi lang. (Never mind.)
23. Ambot nimo/Ikaw ang bahala. (It's up to you.)
24. Padayon. (Go on.)
25. Wala'y ulaw. (Shameless.)
26. Kalooy sab. (What a pity.)
27. Tana! (Let's go.)
28. Husto na! (Enough.)
29. Husto na kana. (That's enough.)
30. Wa ka malipong/Wa' ka
kuyapi? (Aren't you kidding? literally means:
Aren't you fainting with what you said?)
31. Baga'g nawong. (Shameless/thick-faced person.)
32. Mubog lupad/Humok ug ilong. (Cheap girl.)

- | | | |
|-----|---------------------|----------------------------|
| 33. | Berde'g dugo. | (Green blooded, gay, fag.) |
| 34. | Gahig kasingkasing. | (Without pity.) |
| 35. | Gahig ulo. | (Stubborn.) |
| 36. | Tihik! | (Cheapskate!) |
| 37. | Babay! | (Goodbye!) |
| 38. | Oy, oy! | (Oh!) |

4. Intensive Form (placing Kaayo [very])

e.g. Gwapa kaayo si Lisa.
(Lisa is very beautiful.)

Dako kaayo si Bob.
(Bob is very big.)

NOTE: Kaayo (very) almost always is placed after the word it intensifies.

5. Exclamatory form

e.g. Dako! (big)
Kadako!/Pagkadako nimo karon!
(How big you are now!)

6. Moderative Form (a bit)

Duplication:

e.g. Parat-parat ang tubig.
(The water is rather salty.)

Dako-dako ang balay.
(The house is rather big.)

Adding 'may pagka'

e.g. May pagkapat ang tubig.
(The water is rather salty.)

May pagkadako ang balay.
(The house is rather big.)

7. Plural Form

The letter G is inserted after the first syllable of the word.

e.g. gamay (small)
gagmay (small)

Gagmay ang mga bata.
(The children are small.)

Usually the plural adjectival predicate requires a subject which may or may not be marked for plural.

Adjectives in Non-Verbal Sentences:

e.g.

1. Tag-as sila si Tony.
(Tony and his companion are tall.)
2. Tambok ang bata.
(The child is fat/healthy.)
3. Nindot ang mga balay.
(The houses are pretty.)
4. Kugihan ang mga estudyante.
(The students are diligent.)
5. Niwang kaayo ang iro.
(The dog is very thin.)

APPENDIX G

PREPOSITIONS:

ENGLISH	CEBUANO
of	ug
for	para
to, on, in, at (location)	sa
in (referring to past time)	sa
at (referring to clock time)	sa
on (referring to time)	sa
with	sa/uban
from	gikan
under	ubos
above, on top of	itaas/ibabaw
beside, next to	kilid/sunod sa
at the edge of	sa ngilitsa/sa daplin sa
in front of	sa atubangan sa
at the back of, behind	sa likod sa, luyo
outside	gawas
inside	sulod
around	libot

A. Location/Place Preposition

Sa (singular) in, on, at - used with non-personal nouns.
Sa mga (plural)

e.g. Daku ang tyanggi/merkado sa lungsod.
(The market in town is big.)

Dagku ang tyanggi/merkado sa mga lungsod.
(The market in the towns are big.)

Specific Location Prepositions / Direction Prepositions:

sa ibabaw sa	on top of
sa ilalum sa/ubos sa	under
sa sulod sa	inside
sa gawas	outside
sa daplin sa/tapad sa	on the side/edge of
sa kilid sa	next to
libot sa	around
sa suok sa	at the corner
sa taas	above
sa atubangan	in front of
sa likod sa/sa luyo sa	behind/at the back of
sa tuo	to the right
sa wala	to the left
duol sa	near to
layo sa	far from

B. Direction Prepositions

This grouping is different from the location prepositions. While the location prepositions do not imply movement, direction does.

e.g. Location - sa lamisa (on the table)
Direction- sa bata (to the child)
(at)
(on)

Nasuko ako sa bata.
(I'm angry at the child./My anger is directed to the child.)

Angay kini sa bata.
(This is good for the child.)

NOTE: The Preposition 'sa' when used with non-personal nouns has a location meaning. With personal nouns, it has a direction meaning.

'Kang' (to)

e.g. Nalipay ako kang Anton.
(I'm pleased with Anton.)

'Gikan sa/Gikan kang' (from)

e.g. Tam-is ang lansones gikan sa Davao.
(Lansones from Davao are sweet.)

Gikan kang Frieda ang mga mangga.
(The mangoes came from Frieda.)

Sentence Examples:

1. Ang kusina naa sa tuo sa balay.
(The kitchen is found on the right side of the house.)
2. Ang banyo anaa sa wala sa kusina.
(The bathroom is found at the left side of the kitchen.)
3. Ang kasilyas anaa sa likod sa balay.
(The toilet is at the back of the house.)
4. Ang balay anaa sa atubangan sa simbahan.
(The house is in front of the church.)
5. Ang bangko naa daplin sa tapad sa suba.
(The bank is on the edge of the market.)
6. Ang tyanggi/merkado naa sa tapad sa suba.
(The market is beside the river.)
7. Ang kalo naa ibabaw sa lamesa.
(The hat is on the table.)
8. Ang iro anaa sa sulod sa balay.
(The dog is inside the house.)
9. Ang nindot nga balay anaa sa likod sa eskwelahan.
(The nice house is at the back of the school.)
10. Ang iring anaa ilalum sa balay.
(The cat is under the house.)

ADVERBS OF PLACE

Duol (near)

- e.g. Ang uma duol ra dinhi.
(The farm is just near here.)

Layo (far)

- e.g. Ang eskwelahan layo sa among balay.
(The school is far from our home.)

APPENDIX H

VERB AFFIXES

Verb affixes indicate three things:

1. Focus of the sentence
2. Aspect
3. Mood

Most verb affixes have noun equivalents. A verb becomes a noun by placing a Noun Marker before it.

e.g. Ako ang nikaon sa mangga.
(It was I who ate the mango.)

The verb **Nikaon** denotes a nominal meaning because of the noun marker **Ang**.

NOTE: If there are equivalent changes in the Focus, Aspects, Verbs, the affix is a nominal affix.

ELEMENTS in Cebuano verbal sentences:

- I - Topic The element in Focus /the focus of the sentence.
II - Focus Shows relationship between the topic and the verb affixes.

e.g. Topic: Pedro
Verb : palit

Mupalit si Pedro ug libro.
(Pedro will buy a book.)

The verb affix **mo-/mu-** indicates that the topic (Si Pedro) is the actor/doer of the action.

Focus of the sentence, therefore, is the actor.
Focus, Pedro, is being the doer of the action.

II. FOCUS

1. Actor Focus Affixes indicate that the topic is the actor/ doer of the action.
 - a. Mu-/mo- affix expresses action done momentarily. Denotes ANB.

Mi-/Ni- affix denotes action begun completed or a past action.

Ka + verb/root verb denotes a command/request momentarily done.

- b. Mag-/Nag-/Pag- + verb root - command or request affix indicates voluntary action done over a long period of time.

- e.g. Mupalit si Juan ug libro.
(John will buy a book.)
Moadto ang tawo sa baybay.
(The man will go to the beach.)
Nihilak siya.
(She cried.)
Nikuha si Jerry ug libro.
(Jerry took the book.)
Nilibay siya ug basura.
(He threw the garbage.)
Nipunit siya ug lapis.
(He picked up the pencil.)

2. Object Focus indicates that the topic is the object/receiver of the action.

Gi- affix expresses momentary past action.

-On/-Hon affix expresses momentary action not begun.

A/Ha affix momentary imperative action.

3. Benefactive/Locative/Direction Focus indicate that the focus is:
 - a. Benefactive - recipient or that for whom/which the action is done.
 - b. Location/Direction - the place where the action takes place/occurs.

Gi- + -An Affix expresses momentary/or an immediately completed past action.

-An/-Han expresses momentary/or an immediate action, denotes action not yet begun.

Location

e.g. Katulugan sa bisita ang imong kwarto.
(The visitor will sleep in your room.)

Benefactive

e.g. Hatagan ni Pedro si Juan ug libro.
(Pedro will give John a book.)

Palitan niya ang bata ug pan.
(She will buy the child some bread.)

Kantahan sa mga maestra ang mga bisita.
(The teachers will sing for the guests.)

Gisultihan ni Yda si Fe sa balita.
(Yda told Fe the news.)

Giluto-an sa inahan ang iyang mga anak ug adobo.
(The mother cooked adobo for her children.)

4. Instrument Focus - focus in on the thing or object used to perform the action.

I - affix expresses momentary/immediately completed action not yet begun.

Gi- affix expresses momentary/immediately completed past action.

e.g. Giputol niya ang gabas sa kahoy.
(He cut the tree with the saw.)

Ilabay ang basura sa dagat ni Pedro.
(Pedro will throw the trash to the sea.)

III. ASPECT - refers to the attitude/feeling of the speaker towards the action which the speaker conceives as either begun or not begun or on-going, or as a request or command.

Action Begun Completed	(ABC)
Action Not Begun	(ANB)
Action Begun on-going	(ABO)
Command/Request	

Durative Reciprocal a durative action between two or more actors.

The Causative Mood - indicates that the sentence has always a causative actor/the originator/cause of the action. The causative actor causes the actor to do something. The causative mood affixes are combination of the non-causative and the causative affix PA.

Under the Causative Aspect are the following:

1. **Neutral-Causative** - an action that lasts only momentarily or is immediately completed but is caused by someone/something.
2. **Durative/Progressive-Causative** - an action that takes place over a longer period of time and is caused by something/someone.
3. **Aptative-Causative** - an action that indicates ability, possibility, or pure accident and is caused by someone/something.

In understanding the correct usage of Cebuano Verbal Affixes, it is necessary to know the Cebuano Verb Paradigm, summarized in the following chart.

VERB PARADIGM

CASE OR FOCUS

MOOD	MOOD	ACTOR/ DOER	OBJECT	LOCATIVE BENFACTIVE	INSTRUMENT
NEUTRAL	INF	mokanta	kantahan	kantahan	ikanta
	IMP	kanta	kantaha	kantahi	ikanta
	ANB	mukanta/ mokanta	kantahon	kantahan	ikanta
	ABC	mikanta/ hikanta	gikanta	gikantahan	gikanta
DURATIVE	INF	magkita	makita		
	IMP	pagkita			
	ANB	magkita	makita		
	ABO	nagkita	nakita		
ABILITATIVE	INF	makaluto	maluto		
	IMP				
	ANB	makaluto	maluto		
	ABC	nakaluto	naluto		
SOCIAL	INF	makig-sulti	ikasulti		
	IMP	makig-sulti			
	ANB	makig-sulti	ika-sulti		
	ABC	nakig-sulti	gika-sulti		
	INF	magpa-luto	ipa-luto		
	IMP	magpa-luto	ipa-luto		
	ANB				
	ABC	nagpaluto	gipa-luto		

APPENDIX H

I. WORD-FORMING AFFIXES

1. Noun-forming affixes

A. Prefixes

a. Relationship Words

1. Social relationship: ka-
ka + uban 'accompany' = kauban 'companion'
2. Extended family relationship: ig-
ig + tagasa 'one each' = igtagsa 'first cousin'

b. Occupation Words

1. Doer of an action: tig-
tig + sulat 'write' = tigsulat 'writer'
2. Profession related to what rootword expresses: mang-/mag-

If the rootword is a noun, use mang-

mang + isda 'fish' = mangingisda 'fisherman'

If the rootword is a verb, use mag-

mag + tudlo 'teach' = magtutudlo 'teacher'

NOTE: The first consonant-vowel segment of the rootword is reduplicated

c. Season Words: ting-

ting + ulan 'rain' = ting-ulan 'rainy season'

d. Residence/Origin Words: taga-

taga + Cebu = taga-Cebu 'Cebu resident'

e. Manner of action Words: pag-

pag + luto 'cook' = pagluto 'manner of cooking'

- f. Instrument Words: pang-
 pang + hiwa 'slice' = panghiwa 'slicing instrument'
- g. Abstract Words: pagka-
 pagka + tawo 'man' = pagkatawo 'manhood'
- h. A thing toward which action expressed in the rootword is directed: pa-
 pa + himo 'do, make' = pahimo 'made-to-order-item'
- i. Serving like what rootword expresses: pinaka-
 pinaka + amahan 'father' = pinakaamahan 'one who serves as father'
- j. Evolving/representing what rootword expresses: pang-
 pang + ulo 'head' = pangulo 'leader'
- k. Owner of what the rootword expresses: tag-
 tag + balay 'house' = tagbalay 'landlord'

B. Infix :

C. Suffixes

- a. Location where action is performed: -anan
 -anan + tago 'tago' = taguanan 'hiding place'
- b. Location where object is found: -(h)an
 -(h)an + tinda 'merchandise' = tindahan 'store'
- c. Diminutive version of the root: -hay
 -hay + ulitawo 'bachelor' = ulitawohay 'young man'
- d. Reciprocal action: -ay
 -ay + sumbag 'box' = sumbagay 'fistfight'

D. Affix Combinations

a. Abstract Words: ka- + -(h)an

ka- + bata 'child' + -an = kabataan 'youth'

b. Expanded version of rootword: ka- + -(h)an

ka- + yuta 'earth' = kayutaan 'world'

c. Location where an action is performed: ka- + -anan

ka- + tulog 'sleep' + -anan = katuluganan 'bedroom'

NOTE: The final vowel of the rootword is deleted.

2. Adjective-forming Affixes

A. Prefixes

- a. Having the quality expressed by the root: ma-

*Rootword is usually a noun.

ma- + itom 'black' = maitom 'dark'

- b. In favor of or supportive of what root expresses: (tig)

tig + puti 'white' = tigputi 'pro-white'

- c. Fond of what rootword expresses: pala-/hinga-/maki-

*If the rootword is a verb, use hinga-

hinga- + tawa 'laugh' = hingatawa 'always laughing'

*If rootword is a verb, use pala- (for adjective with negative connotation)

pala- + tawa 'laugh' = palatawa 'always laughing'

*If rootword is a noun, use maki-

*Rootword is usually a specific, concrete noun.

- d. Causing to produce what the root expresses: maka-

*Rootword is usually an abstract noun.

maka- + lagot 'anger' = makalagot 'loathesome'

- e. Wearing an item expressed by the rootword: naka-

*Rootword is usually a noun.

naka- + sapatos 'shoes' = nakasapatos 'shod'

- f. Numerals

f.1. Ordinal Number: ika-

*Rootword is usually a cardinal number.

ika- + duha 'two' = ikaduha 'second'

f.2. Distributive Numeral: tag-

*Rootword is usually a cardinal number.

tag- + duha 'two' = tagduha or tagurha 'two each'

NOTE: The variant tagurha is obtained by transposing the first consonant and the first vowel of the rootword and then changing the d to r.

f.3. Frequentative Numeral: ka-

*Rootword is a cardinal number.

ka- + lima 'five' = kalima 'five times'

B. Suffixes

a. Susceptible to what the root expresses: -(h)on

*Rootword is usually a noun.

-(h)on + sipon 'cold' = sipunon 'susceptible to cold'

b. Having in abundance what the root expresses: -(h)on

-(h)on + abog 'dust' = abogon 'dusty'

C. Affix Combination

a. Requiring the quality expressed by the rootword: -in- + an

*Rootword is usually a noun.

-in- + dali 'speed' + -an = dinalian 'fast-paced'

b. Inclined to demonstrate what the rootword expresses: ma- + -(h)on

*Rootword is usually a noun.

ma- + ulaw 'shame' + -(h)on = maulawon 'shy, timid'

NOTE: Medial -l- in Cebuano is usually deleted, thus, **maulawon** can be pronounced as **mauwawon**. In this case, the resulting ua sequence allows a -w- to insert itself.

II. Other Word-Forming Affixes

1. For Nouns

- a. Imitation of what rootword expresses: **rootword reduplication**

balay 'house' = balay-balay 'playhouse'

NOTE: The stress in the second word shifts to the first syllable.

- b. Compound Words:

- b.1. The first word is the effect of the second word.

bunga 'fruit' + singot 'perspiration' = bungang singot "prickly heat"

- b.2. The first word is possessed by the second word.

balay 'house' + pukyutan 'bee' = balay-pukyutan 'beehive'

2. For Adjectives

- a. Full of what rootword expresses: **rootword reduplication**

buslot 'hole' = buslot-buslot 'full of holes'

THE AGENTIVE NOUN PHRASE

AS SUBJECT

The Verb takes the affix

1. Mag-

- a. If the action initiated by the action ends in an object.

Gusto nako nga magluto ug pansit.
| | | | |
want I that to cook pansit
(I want to cook pansit.)

- b. If the object is incorporated in the verb.

Gusto nako mag-Coke.
| | |
want I to Coke
(I want to drink Coke.)

- c. If the instrument is incorporated in the verb.

Gusto nako magdaro.
| | |
want I to plow
(I want to plow.)

- d. If the action is reflexive.

Gusto nako maghilamos.
| | |
want I to wash face
(I want to wash my face.)

- e. If the rootword is a borrowed form.

Gusto nako mag'jogging'.
| | |
want I to go jogging
(I want to go jogging.)

2. Mo-

- a. Rootword only.

Gusto nako motindog.

| | |
want I to stand
(I want to stand.)

Gusto nako mokab-ot ug dahon.

| | | |
want I to reach for leaf
(I want to reach for the leaf.)

3. Mang-

- a. If the action incorporates a 'biological' object.

Mangitlo ang manok.

| |
will lay eggs chicken
(The chicken will lay eggs.)

- b. If the action incorporates the direction of the action.

Maglabay siya.

| |
will hit nape he/she
(He will hit someone's nape.)

- c. If the action implies the use of a particular part of the body or tool used to do the action.

Mangusi siya.

| |
will pinch he/she
(He will pinch.)

4. Maka-

- a. If the verb expresses ability to perform an action.

Makatubag siya.

| |
will be able he/she
to answer
(He will be able to answer.)

CEBUANO SENTENCE:

Cebuano Sentence Pattern: Predicate + Subject

e.g. $\frac{\text{Ako}}{\text{P}} \frac{\text{si Mary.}}{\text{S}}$

The order could change to:

$\frac{\text{Si Mary}}{\text{S}} \frac{\text{ako.}}{\text{P}}$

Cebuano sentence + Expansions (expn)

The order of the sentence is as follows:

Cebuano Sentence = Predicate + (expn) + Subject + (expn)

e.g. Ako si Mary.

$\frac{(\text{Ako usa ka PCV})}{\text{P} + (\text{expn})} + \frac{(\text{sa Bohol ang site ko.})}{\text{S} + (\text{expn})}$

(I am a PCV assigned in Bohol.)

NOTE: A Cebuano sentence may or may not have a subject.

Predicate Expansion:

e.g. $\frac{\text{Ako usà ka PCV.}}{\text{P} + (\text{expn.})}$ or $\frac{\text{Usa ka PCV ako.}}{(\text{expn.}) + \text{P}}$

There are four predicates of Cebuano sentence:

Nominal, Adjectival, Verbal, Pseudoverbal

Below are ways to expand Cebuano predicates:

***Expansion of Nominal Predicates:**

- a. Preposition + Noun Phrases
 - adjectival phrases
 - particles
- b. Superlative Form
- c. Intensive Form
- d. Exclamatory Form
- e. Moderative Form
- f. Plural Form

***Adjectival Predicate Expansions:**

- a. time adverbs
- b. intensifying adverbs
- c. particles

***Verbal Predicate Expansions:**

- a. manner of adverbs
- b. time adverbs
- c. particles

***Pseudoverbal Predicate Expansions:**

- a. preposition + noun phrases
- b. adverbial phrases
- c. particles

Nominal Predicate - is composed of noun words or phrases and their expansions. Some examples of noun words used as nominal predicates are those relating to:

- a. occupations - e.g. doctor/teacher

Noun Phrase for nominal predicate expansion:

- a. Time
 - e.g. Niadtong among miting sa Lunes.
(In our meeting last Monday.)
- b. Location
 - e.g. Tua sa bata ang lapis.
(The pencil is with the child.)
- c. Directional nominal predicates
 - e.g. Para sa bata kana.
(That is for the child.)

d. Possession Nominal Predicate:

e.g. Iya ka na.
(That's his/hers.)

*Existential words, demonstrative pronouns, (non-subject set); psedoverbs

Expansion of Nominal Predicates: Use of occupation words

a. Preposition + Noun Phrases

e.g. Duktur sa kasingkasing si Mike.
(Mike is a heart doctor.)

b. Adjectival phrases

e.g. Usa ka duktur si Mike.
(Mike is a doctor.)

c. Particles

e.g. Duktur na si Mike.
(Mike is already a doctor.)

2. Superlative Form:

e.g. Pinakagwapa si Helen sa tanan.
(Helen is the prettiest.)

3. Intensive Form:

e.g. Katam-is sa lansones sa Laguna.
(How sweet are the lanzones in Laguna.)

Verbal Predicate Expansion may be expanded by adverbial phrases and particles:

a. Manner adverbs modify only the infinitive verbal predicates.

e.g. Sayon adtoan ang site ni Carol.
(Carol's site is easy to reach.)

Maayong magluto si Anne.
(Anne is a good cook.)

*NOTE: Adverbs ending with a consonant, requires no linkers. When adverbs end with a vowel -Y, the linker appears.

e.g. Nagdali'y nilakaw si Anne.
(Anne left hurriedly.)

b. Time adverbs specify time and speed of action expressed by the verb.

e.g. Kada gabii nanuroy kami.
(We take a walk every night.)

Ugma mopauli si Paul.
(Paul will come home tomorrow.)

c. Particles

e.g. Nagtuon pa si John.
(John is still studying.)

Nikaon na si John.
(John has already eaten.)

NOTE: The ka + adjective predicate does not require a subject, but the adjectival root requires a subject.

4. Exclamatory Form

e.g. Gwapaha nimo karon.
(How pretty you are today.)

5. Moderate Form

e.g. Maparat-parat ang tubig sa Laguna.
(Water in Laguna is rather salty.)

6. Plural form

NOTE: The plural adjectival predicate requires a subject which may or may not be marked for plural.

e.g. Dagku ang mga mangga sa Zambales.
(Mangoes in Zambales are big.)

Adjectival Predicate Expansions:

a. Time adverbs:

e.g. Maayo ganina ang panahon.
(The weather was fine a few minutes ago.)

b. Intensifying adverbs:

e.g. Tinuod nga gwapa kaayo si Imelda.
(Imelda is really very pretty.)

c. Particles:

e.g. Kanindot sab sa tala-awon sa Banaue.
(The scenery in Banaue is also very beautiful.)

Pseudoverbal Predicate Expansion:

a form which exhibits some characteristics of both adjective and the verb.

a. Preposition + Noun Phrases:

e.g. Gusto kaniadto ni Paul ang Pepsi.
(Paul used to like Pepsi.)

Pwede sa bata ang pahumot ko.
(My perfume may be used on children.)

b. Adverbial Phrase

e.g. Dili mukaon si Paul ug sorbetes.
(Paul doesn't like to eat ice cream.)

c. Particles

e.g. Gusto kuno ni John ug kape.
(John says he wants coffee.)

Gidili diay maglakaw sa taliwa sa dalan.
(Oh, walking in the middle of the road is prohibited.)

Subject Expansion:

e.g. Sa Bohol ang akong site. (My site is in Bohol.)
S + (expn.)

Ang akong site sa Bohol. (My site is in Bohol.)
(expn.) + S

The subject of a Cebuano sentence may be expanded in various ways.

Note that the ordering of subject + expansion may be rearranged to expansion + subject.

1. Preposition + Noun Phrases (expn.)

- a. time preposition
- b. location/direction preposition
- c. possession preposition

2. Adjectival Phrases

3. Particles

NOTE: The subject of a Cebuano sentence is composed of a noun phrase marked by the subject marker 'ang' (or its variants 'si', 'ang mga' and 'sila si').

Expansion of the subject in Cebuano.

Below are the ways in which to expand a Cebuano subject:

1. Preposition + Noun Phrases:

a. Time prepositions

- e.g. Niaging Lunes. (Last Monday.)
Kada Lunes. (Every Monday.)

b. Location/Direction

- e.g. Bag-o ang lapis nga tua sa bata.
(The new pencil is with the child.)

c. Direction

- e.g. Gikuha nako ang libro sa lamisa.
(I took the book from the table.)

d. Possession

- e.g. Kini ang balay sa bata.
(This is the house of the child.)

Kini ang balay nila ni Ana.
(This is the house of Ana.)

3. Particles - grouped into 1, 2, 3, 4 sets

e.g. May asawa na si Jose.
(Jose is already married.)

Bisan mananap maluya pud.
(Even animals get tired.)

Dinhi usa kita.
(Let's stay here first.)

Kinsa kaha ang nagkuha sa kwarta.
(I wonder who took the money.)

Sentence (Non-Verbal)

1. Ako si Jane.
(I am Jane.)
2. Fe ang ngalan ko.
(My name is Fe.)
3. Siya si Jessica.
(She is Jessica.)
4. Lando ang ngalan niya.
(His name is Lando.)
5. Sila si Melinda ug Gemma.
(They are Melinda and Gemma.)
6. Peter ug George ang ngalan nila.
(Their names are Peter and George.)
7. Unsa'y imong ngalan?
(What is your name?)
8. Unsa'y angga nimo?
(What is your nickname?)
9. Unsa'y itawag nimo?
(How do they call you?/How do others call you?)

MARKERS

Variations:

1. Case Markers - are the prepositions that precede non-subject noun having case relations with the verb in the sentence.

Case Relationships are indicated in two places in the sentence.

1. with the noun (see Chart I)
2. with the verbs (see Chart II)

Chart I	Case Markers	For Nouns
Cases	Common Noun Markers	Proper Noun Marker
1. Actor/Doer	sa	ni/nila ni
2. Object	ug/sa	kang/nila ni
3. Direction	sa	kang
4. Location	sa	kang
5. Benefactive	para sa/alang sa	para kang/para nila ni
6. Instrument	pinaagi sa	kang/nila ni

Chart I-a

CASE MARKERS FOR NON-SUBJECT NOUNS

	PERSONAL		NON-PERSONAL	
	SINGULAR	PLURAL	SINGULAR	PLURAL
AGENTIVE doer=subject	ni	nila ni	sa	sa mga
OBJECTIVE object=subject	kang/ni	nila ni	ug sa	ug mga/ sa mga
LOCATIVE/ DIRECTIONAL	kang	kang	sa	sa mga
BENEFACTIVE beneficiary=subject	para kang para ni	para kang para nila ni	para sa alang sa	para sa mga alang sa mga
INSTRUMENTAL instrumental=subj.	kang ni	nila ni	sa ug	sa mga ug mga

Chart II

VERB CASE MARKING AFFIX

SUBJECT	CASE MARKING AFFIX
1. Actor/Doer	mag-/mang-/maka-/ma-/mo-
2. Object	-on/-hon/ma-
3. Directional	-an/-han/, ma- + -an
4. Location	-an/-han, ma- + -an
5. Benefactive	-an/-an, ma- + -an
6. Instrument	-i

Chart II

VERB CASE MARKING AFFIX

SUBJECT	CASE MARKING AFFIX
1. Actor/Doer	mag-/mang-/maka-/ma-/mo-
2. Object	-on/-han/ma-
3. Directional	-an/-han, ma--an
4. Location	-an/-ahan, ma--an
5. Benefactive	-an/-an, ma--an
6. Instrument	-i

NOTE: When a case-marked noun becomes a subject the noun drops its case marker and takes on the subject marker "Ang/Si".

When an actor/doer becomes the subject of the sentence, it loses its sa/ni case marker and takes on the ang/si subject marker. At the same time, the verb takes on an actor /doer case marking affix. If the object noun becomes the subject, the verb takes on an objective case-marking affix.

TOPIC MARKERS;

A word that precedes the topic.

A. Subject Markers

B. Non-Subject Markers

a) Subject Names/Personal Names (PN) - refers to persons or titles that are substituted for the names of persons.

Si/Sila si (plural)

e.g. Names

Pedro - Maestro si Pedro.
(Pedro is a teacher.)

Maria - Tambok is Maria.
(Mary is big.)

Titles:

Doktor - Buotan si doktor.
(The doctor is kind.)

Atty. - Taas si Atty. Reyes.
(Atty. Reyes is tall.)

Plural Form - Maestro sila si Pedro.
Buotan sila si Doktor.

b. Common/Non-Personal Names (NPN) - refer to words that are names of persons/titles substituted for names of persons and to phrases and sentences.

Ang/Ang mga (plural)

e.g. words: bata - Tambok ang bata.
babaye - Gwapa ang babaye.

Non-Personal Name Markers:

e.g. title:

Presidente - Si Cory Aquino ang Presidente.
(Cory is the President.)

Dentista - Wala ang dentista.
(The dentist is out.)

Phrases: sa lamesa - Maayo ang naa sa lamesa.
(The one on the table is good.)

kang Juan - Nindot ang kang Juan.
(John's is pretty.)

Plural Form:

1. Tambok ang mga bata.
(The children are fat/healthy.)
2. Gwapa ang mga babaye.
(The ladies/women are pretty/beautiful.)
3. Nagmiting ang mga Presidente.
(The Presidents had a meeting.)
4. Nagdula ang mga dentista.
(The dentists played a game.)
5. Maayo ang mga naglingkod sa lamesa.
(Those who are sitting at the table are good.)
6. Nindot ang mga para kang Juan.
(Those for Juan are very pretty/nice.)

B. NON-SUBJECT MARKER;

a) Non-Subject name marker:

ni - singular
nila ni - plural

e.g. Gikuha ni Jose si Pedro.
(Jose picked up/collected Pedro.)

Nindot ang awto ni Bob.
(Bob's car is pretty/nice.)

Plural - Ginkuha nila ni Jose si Pedro.
(Jose and company went to pick up Pedro.)

Nindot ang awto nila ni Bob ug Jackie.
(The car of Bob and Jackie is nice.)

Other Markers:

a. Object Marker - **ug**

e.g. Mopalit ako ug saging.
(I will buy bananas.)

b. Location Marker - **sa/kang (to)**

e.g. Moadto ako sa simbahan.
(I will go to church.)

c. Directional Marker - **sa/kang (from)**

e.g. Gikuha nako ang bola sa bata.
(I took the ball from the child.)

Kang Juan gikan ang mga bulak.
(The flowers came from Jun.)

d. Benefactive Marker - **para sa/alang sa (is for)**
para ni

e.g. Ang bola para sa akong manghod.
(The ball is for my younger brother.)

Ang bulak alang sa altar.
(The flower is for the altar.)

Ang mga tsokolate para ni Fe.
(The chocolates are for Fe.)

e. Floating "Y" marker - sometimes as a topic marker to substitute **ang**. Also used as non-topic marker substitute **ug**.

e.g. Unsa ang sine sa Harrison Plaza?
Unsa'y sine sa Harrison Plaza?

Duna ako ug sigarila. yo.
(Duna ako'y sigarilyo.)

- attached to **naa, duna, diha, nia** (existential words) when followed by a noun, verb, or adjective. When the existential words are followed by others words, 'Y' is attached to the words before the object, noun, verb, or adjective. Also attached to non-existential word '**wala, wala'y**'.

f. Ba - question marker

e.g. Gusto ka ba ug beer?
(Do you like/want beer?)

g. Mga - plural marker

e.g. Duna'y mga PCVs sa Antipolo Hotel.
(There are PCVs at Antipolo Hotel.)

h. Tag - price marker

e.g. Tagpila kini?
(How much is this?)

Ans: Tag-P5.00.

k. Ika - chronological order marker

e.g. Ika-lima gikan sa wala.
(The fifth person from the left.)

Ika-tulo sa lima ka managsoon.
(The third child of five children.)

l. Taga - place marker

e.g. Taga-Bohol ako.
(I am from Bohol.)

Taga-diin ka?
(Where are you from?)

m. Time Markers- *ala, alas, sa, ting*

e.g. *Ala una sa udto.*
(One o'clock noon.)

<i>sa udto</i>	(noon)
<i>sa buntag</i>	(morning)
<i>alas diyos</i>	(ten o'clock)
<i>ting panihapon</i>	(dinner time)

n. Habitual Action Marker - *tig*

e.g. *Tig-kaligo siya ug kaadlawan.*
(She always takes a bath at dawn.)

Tig-basa siya ug "Society Page".
(She loves reading the Society Page.)

APPENDIX K

NEGATION IN PHILIPPINE LANGUAGES

Cebuano language expresses six different negation concepts. These are as follows:

1. Negation of an EVENT

The EVENT which is a process or activity may have been begun or not begun.

Begun EVENT	The boy did not run.
Not Begun EVENT	The boy will not run.

2. Negation of a STATE

A STATE is not a process nor activity. This is usually expressed by nouns for identification and by adjectives for description.

STATE	The man is not a doctor. He is not tall.
-------	---

3. Negation of a KNOWLEDGE

KNOWLEDGE here means knowledge of a fact or having the ability or skill to do something.

KNOWLEDGE of fact	I do not know your name.
Ability or Skill	I do not swim.

4. Negation of a DESIRE

DESIRE	I do not like that.
--------	---------------------

CEBUANO NEGATION WORDS

CONCEPTS	Dili/Di	Wala/Wa	Ayaw
EVENT Begun Not Begun	 Dili ako mukaon. (I will not eat.)	Wala pa ako mikaon. (I did not eat.)	
STATE Identification Description	Dili ako duktor. (I am not a doctor.) Dili ako taas. (I am not tall.)	 Wala ako gigutom. (I am not hungry.)	
KNOWLEDGE Fact Skill	 Di ako kahibalo mulangoy. (I don't know how to swim.)	Wala ako kahibalo sa imong ngalan. (I don't know your name.)	
DESIRE	Dili ka niya gusto. (He does not like you.)		
EXISTENCE Possession		Wala ako'y kuwarta. (I have no money.) Wala'y libro sa lamisa (There's notbook on the table.)	
COMMAND	Di ka magsayaw. (Don't you dance.)		Ayaw pagsayaw. (Don't dance.)

APPENDIX L

A. COORDINATING CONJUNCTIONS:

If the sentence were:

- c. Gwapa si Ana. (Ana is pretty.)
- d. Bulok si Ana. (Ana is dumb.)

To use **ug** is illogical. The qualities of being pretty and dumb contrast with each other. Being pretty is a positive quality, while being dumb is a negative quality. The logical connector to use is **pero** (but) as in:

e.g. Gwapa pero bulok si Ana.
(Ana is pretty but dumb.)

More Coordinating Conjunctions:

1. **ug** (and) for addition:

Init ug abog sa amo.
(It is hot and dusty in our place.)

2. **ug unya** (and then) for addition showing sequence of events

Niadto siya sa Post Office ug unya sa merkado.
(He went to the Post Office then to the market.)

3. **aron** (and so) for addition showing result of first event.

Magtuon ka aron dili ka maglisud sa kinabuhi.
(Study so you won't have difficulty in life.)

4. **dili lang ... kon dili...** (nor only but also...) emphasis
dili lang kay pa

Dili lang gwapa siya kon dili brayt pa.
(She's not only pretty but also intelligent.)

Di lang kay gwapa siya, brayt pa.

5. **pero** (but) for contrast

Mahal pero lami ang lansones.

(Lansones are expensive but delicious.)

6. **o** (or) for choice

Gusto mo ba ug kape or tsa?
(Do you want coffee or tea?)

7. **bisan ... o...** (neither nor) for negation

Bisan akø, o ikaw dili niya kaila.
(He knows neither you nor me.)

B. SUBORDINATING CONJUNCTIONS - express relations between sentences of unequal importance. Below are Cebuano subordinating conjunctions with their relationship that they express:

1. **kay** (because)
tungod sa/kay (because of), for reason
tungod kay (because)

e.g. Naguol si Pedro. (Pedro is sad.)
Namatay ang kanding niya. (His goat died.)

Combined sentence:

Naguol si Pedro kay namatay ang kanding niya.
(Pedro is sad because his goat died.)

2. **para aron** (so that) for purpose
(in order that)

e.g. Nagtuon siya ug Cebuano para dali niyang matabangan ang mga tawo sa iyang barangay.
(He's studying Cebuano so he can quickly help the people in his barangay.)

3. **sa dili pa /sa wala pa** (before)
pagkahuman/human after)
samtang (while/during)
sugod sa (since)
kon (when/if), for time)
hangtud sa (until)
sukad sa (since)

e.g. Namahaw siya sa wala pa siya nilakaw.

APPENDIX M

TIME PREPOSITIONS:

1. **sa sunod adlaw** (the next day)

e.g. Sa sunod adlaw pa siya molakaw.
(He will leave the next day.)

2. **sa niaging adlaw** (the other day/the previous day)

e.g. Daghan ang akong dalang prutas sa niaging adlaw.
(I brought a lot of fresh fruits the other day.)

3. **sa sunod bulan** (next month)

e.g. Sa sunod bulan na kami mangan.
(We will harvest the crops next month.)

4. **sa sunod tuig** (next year)

e.g. Sa sunod tuig magbuhi ko ug mga hayop.
(I will raise animals next year.)

5. **sa ika-duhang semana** (the second week)

e.g. Sa ika-duhang semana mobiyahe si John.
(John will leave on the second week.)

(He had taken his breakfast before he left.)

Nilakaw siya pagkahuman sa pamahaw.
(He left after eating breakfast.)

NOTE: Subject of the sentence may be dropped completely as it is identical with the subject in the major sentence.

Samtang natulog ang bata, nipaghot ang iro.
(While the child was sleeping, the dog barked.)

Naglisod ang mga tawo sukad sa pagbagyo.
(The people have suffered since it stormed.)

Magtrabaho ako hangtud mahuman na ang proyekto ko.
(I'll work until my project is finished.)

4. **kon** (if) **kon pananglit** (if), for condition

e.g. Kon dili pa siya matulog, motan-aw usa ako ug TV.
(If he won't go to sleep yet, I'll watch TV first.)

5. **bisan pa** (even though), for concession

e.g. Bisan pa ug mahal ang sapatos sa Our Tribe, nipalit ako ug usa ka pares.
(Even though shoes at Our Tribe are expensive, I bought a pair.)

6. **kon asa** (where, in which, at which), for place

e.g. Moadto ako sa Leyte kon asa makapalit ako ug buron.
(I will go to Leyte where I can buy buron.)

7. **mao nga** (that's why)
mao (so), for result
honom (consequently)

e.g. May gibuhad siya mao nga wala siya nakaadto sa parti mo.
(He was doing something that's why he couldn't go to your party.)

APPENDIX N

TIME ADVERBS:

Adverbs of time frequently used in Cebuano conversations:

1. **ugma** (tomorrow)

e.g. Muadto ko sa aking 'site' ugma.
(I will go to my site tomorrow.)

2. **gahapon** (yesterday)

e.g. Niabot ang mga Volunteers gahapon.
(The Volunteers arrived yesterday.)

3. **karon** (today/now)

e.g. Manglaba si Karen karon.
(Karen will wash her clothes now.)

4. **unya** (later)

e.g. Unya na ko mokaon.
(I will eat later.)

5. **ganina** (a while ago/a while back)

e.g. Sakit ang akong tiyan ganina.
(I had a stomach ache a while back.)

6. **sayo** (early)

e.g. Sayo nga nagluto si Mary.
(Mary cooked early.)

7. **kaniadto** (long before)

e.g. Kaniadto wala'y mga tanom dinhi.
(Long before, there were no plants here.)

8. **dugay** (along wait/along time)

e.g. Dugay niabot ang bus.
(It took a long time for the bus to arrive.)

9. **ulahi** (late)

e.g. Ulahi nga nikaon si Pedro.
 (Pedro ate late./Pedro was late in eating.)

10. **unyang gabii** (later tonight)

e.g. Magbasa siya ug libro unyang gabii.
 (She will read a book later tonight.)

11. **usahay** (sometimes)

e.g. Usahay si Yolly ang muadto sa tyanggi/merkado usahay si Popsie.
 (Sometimes Yolly goes to the marker, sometimes Popsie.)

APPENDIX O

PSEUDOVERBS

In Cebuano, there are three sets of Pseudoverbs:

Set I - Pseudoverb '**gusto**' denotes preference/desire. **Dili**, is the antonym of **gusto**. When **dili** is immediately followed by the pronoun **ko**, the form can be contracted to **di - ko**.

e.g. Gusto ko ug lansones.
(I like lansones.)

Di ko gusto ug paliya.
(I dislike/hate amplaya.)

Kinahanglan ko ug blue ballpen.
(I need a blue ballpen.)

Set II - Pseudoverb **mahimo** and **pwede/puwede** are synonyms. In usage, **mahimo** is more formal than **pwede**.

mahimo/pwede	(can/may/could/might)
gidili	(may not/should not)

e.g. Mahimo ba nga mohulam ko sa imong tualya?
(May I borrow your towel?)

Pwede kong matulog sa amo.
(You can sleep at our place.)

Gidili ang pagkuha ug bulak dinhi.
(Picking flowers is not allowed here.)

Set III - Pseudoverb **angay**, although synonymous with Set I, is used in constructions different from those, where **kinahanglan** is used.

e.g. Angay lang tabangan ang pobreng mag-uuma.
(We ought to help the poor farmers.)

Ayaw ug putla ang mga kahoy.
(Do not cut the trees.)

ASPECTUAL FORMS OF THE LOCATIVE/BENEFACTIVE CASE VERBS

ASPECT/AFFIXES	-an (han)	ma- + an
NEUTRAL (INFINITIVE)	1. Suffix the -an/han to the RW, eg. lutoan 'to cook' at basahan 'to read'	1. Prefix the ma- and suffix the -an to the RW, eg. mahatagan 'to be given unintentionally'
COMPLETED ACTION	1. Get the neutral from above. 2. Prefix the gi- to the neutral form, eg. gilutoan 'to cook at' gibasahan 'read to'	1. Get the neutral from above. 2. Change the m of the prefix to n to get the completed form of the prefix, eg. nahatagan 'was given unintentionally'
NOT COMPLETED ACTION	SAME AS COMPLETED ACTION	SAME AS COMPLETED ACTION
NOT BEGUN ACTION	SAME AS INFINITIVE e.g. lotoaan 'will cook at' basahan 'will read to'	SAME AS INFINITIVE mahatagan 'will be given unintentionally'

ASPECTUAL FORMS OF THE INSTRUMENTAL CASE VERBS

ASPECT/AFFIXES	i-	
NEUTRAL (INFINITIVE)	1. Prefix the i- to the rootword, e.g. ipalit 'to buy with ihatag 'to give to'	.
COMPLETED ACTION	1. Prefix gi- to the RW, e.g. gipalit 'bought with' gihatag 'gave to'	1. Prefix the na- to the RW to indicate an action done by mistake/unintentional, eg. napalit 'bought with...unintentional nahatag 'gave to ... by mistake'
NOT COMPLETED ACTION	SAME AS COMPLETED ACTION	
NOT BEGUN ACTION	SAME AS INFINITIVE e.g. ipalit 'will buy with' ihatag 'will give to'	SAME AS INFINITIVE e.g. mapalit 'will buy with... unintentional' mahatag 'will give to.... by mistake'

ASPECTUAL FORMS OF THE AGENTIVE CASE VERBS

ASPECT / AFFIXES	mag-, mang-, maka-, ma-, mo-
NEUTRAL (INFINITIVE)	<p>1. Prefix the neutral forms of mag-, mang-, maka-, ma-, or mo- to the RW, e.g.,</p> <p>mag + luto 'cook' = magluto 'to cook' mang + laba 'wash' = manglaba 'to wash' maka + tubag 'answer' = makatubag 'to be able to answer' mo + kaon 'eat' = mokaon 'to eat' ma + tulog 'sleep' = matulog 'to sleep'</p>
COMPLETED ACTION (Past and Perfect tenses)	<p>1. Get the neutral forms above.</p> <p>2. Change the m of the prefixes to n to get the completed form of the prefixes, (except for mo which will be changed to mi/ni), e.g.</p> <p>magluto 'to cook' = nagluto 'cooked' mokaon 'to eat' = mikaon/nikaon 'ate'</p>
NOT COMPLETED ACTION (-ing form of English verbs)	SAME AS COMPLETED ACTION
NOT BEGUN ACTION (Future tense)	<p>SAME AS INFINITIVE</p> <p>e.g. magluto 'will cook' mokaon 'will eat'</p>

The Instrumental Noun Phrase as Subject

The Verb takes

I-

naka

1. When the instrument NP is a tool used in doing the action.

1. When the instrument NP is more of a cause or force than a tool.

Itrapo nimo ang trapo diha.
to wipe you the rag there

Nakahilo sa bisita ang pagkaon sa Restaurant XYZ.
poisoned guests food Restaurant XYZ

(Use the rag to wipe.)

(The food at Restaurant XYZ poisoned the guests.)

Ipalit kini ug sapatos.
to buy these shoes

(Buy shoes with this.)

The Benefactive Noun Phrase as Subject

The Verb takes

/-i/

1. If the agentive form of the verb takes -um-

Paliti ko' ug pan.
| | |
| | |
to buy for me bread

(Buy me some bread.)

2. If the agentive form of the verb takes mag-

Lutoi siya ug pansit.
| | |
| | |
cook for he/she pansit

(Cook pansit for her/him.)

The Object Phrase (NP) as Subject

If the sentence has

an agent NP the verb takes	i-	-an(han)	mang-	mag-	-On
<p>a. If object moves inside the agent.</p> <p><u>Gusto nako nga imnon mo ang gatas.</u> want I that to drink you the milk</p> <p><u>Itulod mo ang pultahan pagawas.</u> push you the door outwards</p> <p><u>Gusto nako ang labhan ang medyas mo.</u> want you to wash the socks yours</p>	<p>1. If the object is moved away from the agent toward a directional-goal.</p>	<p>1. If object under goes surface change.</p>	<p>1. If the object under goes a temporary change.</p> <p><u>Nangluspad siya.</u> became pale she/he</p>	<p>1. If the object under goes or is affected by psychological/emotional experience.</p> <p><u>Nagsubo siya.</u> felt-sad he/she</p>	<p>1. If the object is affected by a physical experience.</p> <p><u>Dili ko gusto nga gotomon.</u> not I want that go hungry</p>
<p>b. If object is moved towards agent from a direction source.</p> <p><u>Gusto nako nga kuhaon mo ang imong ID kay Larry.</u> want I that to get you your ID from Larry (I want you to get your ID from Larry.)</p>			<p>1. If the object is adversely affected by the action.</p> <p><u>ma- + -an</u></p>	<p>1. If the object undergoes a physical process of 'becoming'.</p> <p><u>mu-</u></p>	
<p>c. If object undergoes total change.</p> <p><u>Gusto nako nga sunogon mo ang sulat.</u> want I that burn you the letter (I want you to burn the letter.)</p>			<p><u>Naniagan si Jose.</u> (broke) something (Jose) (Jose broke his (X).)</p>	<p><u>Gusto nako nga mutambok.</u> (want) (I) (that) (to become fat) (I want to become fat.)</p>	<p>If the object causes perceptible movement or sound.</p> <p>Basin muigot ang pultahan. (perhaps)(to)(creek) (The door might creek.)</p>

The Location - Direction Noun Phrase as Subject

The Verb takes

_____ -on _____ -an

1. If the subject is where the action terminates.

Gusto nako tan-awon nimo si Maria.
| | | | |
want I to look at you Maria
(I want you to look at Maria.)

1. If the subject is where the action is performed.

Gusto nako nga lutuan nimo ang kaserola.
| | | | | | |
want I that to cook you the pan
(I want you to cook in the pan.)

2. If the subject is where the action begins.

Gusto nako hulman si Maria ug payong.
| | | | | | |
want I to borrow from Maria an umbrella
(I want to borrow an umbrella from Maria.)

CASE MARKERS FOR NON-SUBJECT NOUNS

	PERSONAL		NON-PERSONAL	
	SINGULAR	PLURAL	SINGULAR	PLURAL
AGENTIVE doer = subject	ni	nila ni	sa	sa mga
OBJECTIVE object = subject	kang/ni	nila ni	ug sa	ug niga/sa mga
LOCATIVE/ DIRECTIONAL location = subject	kang	kang	sa	sa mga
BENEFACTIVE beneficiary = subject	para kang para ni	para kang para nila ni	para sa alang sa	para sa mga alang sa mga
INSTRUMENTAL instrument = subject	kang ni	nila ni	sa ug	sa mga ug mga

ASPECTUAL FORMS OF THE OBJECTIVE CASE VERBS

ASPECT/AFFIXES	-on (hon)	ma-
NEUTRAL(INFINITIVE)	1. Suffix the -on(hon) to the RW, e.g., lutoon 'to cook' basahon 'to read'	1. Prefix ma- to the RW, e.g. makita 'to be able to see' madala 'to bring by mistake'
COMPLETED ACTION	1. Prefix the gi- to the RW, e.g., giluto 'cooked' gibasa 'read'	1. Get the neutral form above. 2. Change the m of the prefix to n to get the completed form of the prefix, e.g., makita 'was able to see' nadala 'brought by mistake'
NOT COMPLETED ACTION	SAME AS COMPLETED ACTION	SAME AS COMPLETED ACTION
NOT BEGUN ACTION	SAME AS INFINITIVE e.g. lutoon 'will cook' basahon 'will read'	SAME AS INFINITIVE e.g. makita 'will be able to see' madala 'will bring by mistake'