

# *Peace Corps*

## *Ukrainian Language Competencies 1992*



DOCUMENT RESUME

ED 353 811

FL 020 888

AUTHOR Pylypiuk, Natalia; And Others  
 TITLE Ukrainian: Language Competencies for Peace Corps  
 Volunteers in Ukraine.  
 INSTITUTION Peace Corps, Washington, D.C.  
 PUB DATE Aug 92  
 NOTE 253p.  
 PUB TYPE Guides - Classroom Use - Instructional Materials (For  
 Learner) (051)

EDRS PRICE MF01/PC11 Plus Postage.  
 DESCRIPTORS Alphabets; Classroom Communication; Competency Based  
 Education; Cultural Context; Cultural Traits; \*Daily  
 Living Skills; Dialogs (Language); Family Life; Food;  
 Foreign Countries; Government (Administrative Body);  
 \*Grammar; Independent Study; \*Intercultural  
 Communication; Job Skills; Monetary Systems; Non  
 Roman Scripts; Phonology; \*Pronunciation; Public  
 Agencies; Transportation; \*Ukrainian; \*Uncommonly  
 Taught Languages; Vocabulary Development; Volunteer  
 Training  
 IDENTIFIERS Peace Corps; \*Ukraine

ABSTRACT

The text is designed for classroom and self-study of Ukrainian by Peace Corps volunteers training to serve in the Ukraine. It consists of language and culture lessons on 12 topics: personal identification; classroom communication; conversation with a host family; food; getting and giving directions, and public transportation; the communications system; shopping; social situations; housing; workplace language; medical and health assistance; and use of community services. An introductory section outlines major phonological and grammatical characteristics of the Ukrainian language and features of the Cyrillic alphabet. Subsequent sections contain the language lessons, organized by topic and each introduced with cultural notes. Each lesson consists of a prescribed competency, a brief dialogue, vocabulary list, and notes on grammar, vocabulary, pronunciation, and spelling. Appended materials include a list of the competencies in English, definitions of grammatical terms, more extensive notes on declensions and verb conjugations, and topical vocabulary lists. (MSE)

\*\*\*\*\*  
 \* Reproductions supplied by EDRS are the best that can be made \*  
 \* from the original document. \*  
 \*\*\*\*\*

ED353811

FL 020 88

U.S. DEPARTMENT OF EDUCATION  
Office of Educational Research and Improvement  
EDUCATIONAL RESOURCES INFORMATION  
CENTER (ERIC)

This document has been reproduced as received from the person or organization originating it.

Minor changes have been made to improve reproduction quality.

---

• Points of view or opinions stated in this document do not necessarily represent official OERI position or policy.



# PEACE CORPS

OF THE UNITED STATES

DIRECTOR

Dear Peace Corps Volunteer in Ukraine:

This Ukrainian language text is a very important tool for properly preparing Peace Corps Volunteers for service in Ukraine. Your time of service in Ukraine will be of great benefit to the people of that vast and historic land.

Knowing the language is of course a key element in our programs everywhere and I hope that you keep this text with you for quick and easy reference at all times. This text is designed to put you at ease in the Ukrainian culture by making you as conversant as possible, as rapidly as possible, with the most immediate and day-to-day kinds of language situations you are apt to encounter in your tour in Ukraine.

I would like to take this opportunity to thank each of you for your service to Peace Corps, the people of Ukraine and the people of the United States. Your gift of yourself is truly appreciated.

Sincerely,

Elaine L. Chao



## **Acknowledgments**

This book is one of five Peace Corps language texts prepared under the supervision of Nancy Clair in mid-1992. It is hoped that this draft will be helpful in the initial language training for Volunteers in Ukraine. Most language text books take years to complete; this text was planned, written, and printed in less than four months. Working at a great distance from the country where this language is to be learned and spoken by the Volunteers, the authors have gone to great lengths to provide authentic language and as much useful explanatory material as possible. The book will certainly benefit from revisions, additions, and improvements in subsequent editions, but we are proud to have this volume ready for use by the first group of PCVs to serve in Ukraine. It is the result of work not only by the author, but also by Nancy Clair and staff at Peace Corps Washington headquarters, especially, Toni Borge and Janet Paz-Castillo, Training Officers for PACEM. The textbook project was initiated by PACEM Regional Director, Jerry Leach. I have been responsible for editing the English prose and providing technical support.

Douglas F. Gilzow  
Language Training Specialist  
Office of Training and Program Support

August 1992

## Preface

This book is intended to be used in a competency-based language training program. A competency-based approach to language training is one which focuses on the specific tasks that learners will need to accomplish through language. This approach focuses not only on language, but also on the cultural context and purpose of the communication. Some competencies are closely tied to work tasks, such as reporting an absence, explaining a procedure, or making an appointment with a supervisor. Others reflect basic survival needs like buying food, handling emergencies, and using local transportation. Still other competencies are part of ordinary social transactions, such as discussing home and family, requesting clarification, or expressing likes and dislikes. The competencies included in this book are those which we anticipate Peace Corps Volunteers will need most during their initial months in the country.

The competency-based approach is particularly well-suited to adult learners, who bring many advantages to the language classroom. First, they are experienced learners whose cognitive skills are fully developed. This means they can make generalizations, understand semantic and syntactic relationships and integrate the new language into their already developed first language. Second, adult learners are self-directed and independent. They have strong feelings about how and what they need to learn, and they take responsibility for that learning. Finally, adult learners—especially Peace Corps Volunteers—are highly motivated. They understand the importance of being able to communicate in the new language in this new endeavor they have undertaken.

The competency-based approach takes advantage of these strengths that adults have as language learners. First, it is designed to be relevant. Because lessons are based directly on the needs of the learner, there should be no doubt as to their usefulness. Those which are not relevant should be omitted, and any essential competencies which have been overlooked should be added. (It is expected that further needs assessments will be conducted in order to plan revisions to this text). Second, basing instruction on competencies means that goals are clear and concrete. The learners know what success will look like from the start and can assess their own progress toward mastery of the competencies. Third, competency-based language programs are flexible in terms of time, learning style, and instructional techniques. There is no need to linger over a lesson once mastery of a competency has been demonstrated and, within program constraints, extra time can be devoted to more difficult competencies. Lessons can—and should—be taught through a variety of

techniques, since different learners benefit from different kinds of approaches. And there is always room for experimenting with new methods, combining them with more familiar ones.

It is hoped that, with the help of trained Peace Corps language instructors, this book will provide the basis for interesting, relevant language instruction which will enable new Peace Corps Volunteers to function effectively in their new surroundings and to begin the process of continuing their language learning throughout their time of service.

## TABLE OF CONTENTS

<b>BRIEF INTRODUCTION TO THE UKRAINIAN LANGUAGE</b>	<b>1</b>
The Ukrainian Sound System and its Alphabet	3
The Ukrainian Alphabet	8
Parts of Speech	9
The Ukrainian Verb System	14
Sentences	23
 <b>TOPICS AND COMPETENCIES</b>	
<b>TOPIC 1: PERSONAL IDENTIFICATION</b>	<b>25</b>
<b>Culture Note: The Ukrainians</b>	<b>27</b>
<b>Competencies:</b> (1) To introduce and identify self.	30
(2) To greet and be greeted.	32
(3) To say good bye.	35
(4) To inquire about the well-being of a friend.	37
 <b>TOPIC 2: CLASSROOM ORIENTATION</b>	 <b>39</b>
<b>CULTURE NOTE: The Ukrainian Educational System</b>	<b>41</b>
<b>Competencies:</b> (1) To respond to the teacher's instructions.	43
(2) To request explanation of a word.	46
(3) To express lack of understanding, and to request repetition of a phrase.	48
(4) To state reasons for being late.	51
(5) To express gratitude.	54
 <b>TOPIC 3: CONVERSATION WITH HOST FAMILY</b>	 <b>57</b>
<b>Culture Note: The Ukrainian Family Today</b>	<b>59</b>
<b>Competencies:</b> (1) To respond to questions concerning one's age, status and profession.	61
(2) To ask questions concerning the host family.	64
(3) To describe one's own family.	67
(4) To identify daily routines of the host family.	70



<b>TOPIC 4: FOOD</b>	<b>75</b>
<b>Culture Note: Food, Tradition and the Economy</b>	<b>77</b>
<b>Competencies:</b> (1) To order food in a restaurant.	80
(2) To ask about the most popular food items.	83
(3) To describe one's own likes in food.	86
(4) To raise a toast and describe one's own likes and dislikes in beverages.	89
<b>TOPIC 5: DIRECTIONS AND PUBLIC TRANSPORT</b>	<b>93</b>
<b>Culture Note: Getting from One Place to Another</b>	<b>95</b>
<b>Competencies:</b> (1) To ask for information regarding a specific location.	
(2) To determine the destination of a bus and the best means of transportation to a designated address.	97
(3) To buy tickets.	100
(4) To exit at the right stop.	102
(5) To hire a taxi.	105
(6) To ask for directions.	107
	109
<b>TOPIC 6: COMMUNICATIONS</b>	<b>113</b>
<b>Culture Note: An Outdated System of Communications</b>	<b>115</b>
<b>Competencies:</b> (1) To get one's party on the line and to leave a message.	116
(2) To make use of the inter-city telephone system.	119
(3) To ask the overseas operator for assistance.	122
(4) To send a telegram.	124
<b>TOPIC 7: SHOPPING</b>	<b>127</b>
<b>Culture Note: Psyching Yourself Up</b>	<b>129</b>
<b>Competencies:</b> (1) To inquire about the availability of an item and its cost.	131
(2) To identify the necessary size.	134
(3) To inquire about the availability of food items.	136
(4) To pay for an item and check whether correct change is being returned	138

<b>TOPIC 8: SOCIAL SITUATIONS</b>	141
<b>CULTURE NOTE: Social Interaction</b>	143
<b>Competencies:</b> (1) To inquire about the weather, employing formulas of politeness.	145
(2) To extend an invitation.	147
(3) To accept an invitation.	149
(4) To receive and give gifts.	151
(5) To inform an unexpected guest that you are busy.	154
<b>TOPIC 9: HOUSING</b>	157
<b>CULTURE NOTE: Types of Housing in Ukraine</b>	159
<b>Competencies:</b> (1) To identify and locate workmen.	160
(2) To explain what is in need of repair.	162
<b>TOPIC 10: AT THE WORKPLACE</b>	165
<b>CULTURE NOTE: Independence and Post-Colonial Realities</b>	167
<b>Competencies:</b> (1) To introduce oneself as a Peace Corps Volunteer and to describe the goals of this organization.	169
(2) To ask questions about one's duties at work.	172
(3) To arrange a business meeting	175
(4) To report on the progress of a specific project.	177
(5) To respond to questions concerning salary.	179
<b>TOPIC 11: MEDICAL ASSISTANCE</b>	183
<b>CULTURE NOTE: Health Care in Need of Healing</b>	185
<b>Competencies:</b> (1) To obtain medical assistance.	186
(2) To describe one's state and to answer the doctor's questions.	189
(3) To buy medicine.	192

<b>TOPIC 12: MONEY. COMMUNITY SERVICES.</b>	<b>195</b>
<b>CULTURE NOTE: Toward an Independent Monetary System.</b>	
<b>General Community Services</b>	<b>197</b>
<b>Competencies:</b> (1) To cash a check in the bank and to ask about the rate of exchange.	198
(2) To open a savings account.	201
(3) To inform the militia about items lost.	203
(4) To have clothes dry cleaned.	206
(5) To have shoes repaired.	208

## APPENDICES

<b>I. The Competencies in English</b>	<b>211</b>
<b>II. Grammatical Terms</b>	<b>224</b>
<b>III. The Vocative Form</b>	
(A) THE VOCATIVE FORM OF GIVEN NAMES	225
(B) THE VOCATIVE FORM OF PATRONYMICS	227
<b>IV. The Declension of Nouns and Given Names</b>	
(A) NOUNS	228
(B) GIVEN NAMES	233
<b>V. Declension of Proper Names</b>	
(A) CITIES	236
(B) SURNAMES	237
<b>VI. The Declension of Pronouns</b>	
(A) Personal Pronouns	239
(B) Reflexive Pronoun	239
(C) Interrogative Pronouns	240
(D) Demonstrative Pronouns	241
(E) Possessive Pronouns	242
(F) Other Pronouns	244
<b>VII. The Declension of Adjectives</b>	<b>245</b>
<b>VIII. Declension of Numerals</b>	
(A) Cardinal Numerals in the Nominative Case	246
(B) The Declension of Cardinal Numerals	247
(C) The Declension of Ordinal Numerals	249

## **IX. The Conjugation of Verbs**

(A)	Conjugation of Perfective Verbs Whose Stems Differ from Stem of Imperfective Counterpart	250
(B)	Conjugation of Multidirectional Verbs	253
(C)	Conjugation of Unidirectional Verbs	255
(D)	Unidirectional Verbs of Carrying	256
(E)	Multidirectional Verbs of Carrying	257

## **X. Topical Vocabulary Lists**

(A)	The Calendar	258
(B)	Colors	258
(C)	Countries of the World	259
(D)	Subjects	260
(E)	The Dwelling	260
(F)	Furniture	261
(G)	Parts of the Body	261
(H)	The Family	262
(I)	Food	263
(J)	Clothing and Footwear	264

## INTRODUCTORY REMARKS ABOUT THE UKRAINIAN LANGUAGE ВСТУПНІ ЗАУВАЖЕННЯ ПРО УКРАЇНСЬКУ МОВУ

Ukrainian, like Belarusian and Russian, employs the Cyrillic script and belongs to the Eastern group of the Slavic family of languages. Its modern literary version began developing at the end of the eighteenth century, approximately at a time when all three East Slavic cultures were turning away from Church Slavonic, the international sacral medium of Orthodox and Greek Catholic Christians, in search of national forms of expression uniquely their own.

Under the influence of Romanticism and its idealization of folk culture, Ukrainian intellectuals shaped their new literary vehicle by relying heavily on vernacular roots. To a large extent, they also discarded the vocabulary and syntactic structures of the old church language, the very language that Ukrainian humanists had codified in the early-seventeenth century as the classical legacy of all Orthodox Slavs. They did this in order to distance their literary medium from the imperial language, Russian, which in its eighteenth-century evolution had absorbed significant aspects of the Church Slavonic heritage. Among nineteenth-century authors that influenced the development of the modern vernacular, the most prominent individual was the poet Taras Shevchenko (1814-1861).

Modern Ukrainian also exhibits the lexical profile that was molded during the late Middle Ages and, especially, the sixteenth and seventeenth centuries, when Ukrainian lands formed part of the Polish-Lithuanian Commonwealth. At that time, Latin was the language of scholarship and civilization, whereas Polish served the needs of political and social life. Thanks to these historical realities, Modern Ukrainian has close ties not only to its East Slavic neighbors, but also to such West Slavic languages as Polish and Czech. This complex kinship notwithstanding, the distance separating Ukrainian, on the one hand, from Russian and, on the other, from Polish — like the distances separating Spanish from Italian and from French — are quite significant.

In the nineteenth and twentieth centuries, various political systems were hostile to the idea of Ukrainian nationhood. They disapproved and, at times, openly penalized the formal instruction of Ukrainian at the middle and upper levels of the educational system, thus curtailing the use of Ukrainian in many urban and industrial centers. Nonetheless, Ukrainian remains the mother tongue of the majority of Ukraine's 52 million inhabitants. It is understood even in highly Russified regions of Eastern and Southern Ukraine. With the gradual entrenchment of Ukraine's independence and democratization, it is envisioned that Ukrainian will become the active tongue of all her citizens. Thus, for the first time in Ukraine's one-thousand-year history, the actual language of the people, rather than that of ruling elites, will be the medium of political and cultural life.

## Introduction

Ukrainian-speaking communities can also be found in Poland, Czechoslovakia, Romania, Croatia, Bosnia, Russia (European and Central Asian), Kazakhstan, the United States, Canada, Australia and South America. In fact, there are several million Ukrainians living in the diaspora. Their speech patterns, spelling traditions and some grammatical structures, especially in the West, differ somewhat from those of speakers raised in what used to be the Soviet Union and its attendant states. In some cases, these differences reflect the preservation of older forms, some of which were eradicated by the forced Russification of the language, or by its necessary adaptation to modernity. In other cases, the differences reflect the influence of the new linguistic environments to which Ukrainian native speakers immigrated throughout the twentieth century. These differences, however, are not of such magnitude as to make Ukrainian speakers from various parts of the world incomprehensible to each other. Moreover, one characteristic of the current revival in Ukraine involves the reincorporation of cultural and linguistic traits that had been eradicated from its native soil but nurtured in the more favorable climate of Western democracies.

The language presented in this textbook reflects the variant which is currently in use in Ukraine. Rather than focusing on any specific dialectal variant, the competencies in this textbook attempt to simulate authentic exchanges by educated speakers.



## THE UKRAINIAN SOUND SYSTEM AND ITS ALPHABET ЗВУКОВА СИСТЕМА УКРАЇНСЬКОЇ МОВИ І Ї АЛФАВІТ

The graphic representation of Ukrainian sounds is fairly consistent and, thus, Ukrainian comes close to the ideal of a phonetic language. For this reason, once students master the differences between the Latin script used for writing English and the Cyrillic used for Ukrainian, spelling will not, as a rule, pose serious problems. Rather than memorizing the entire Ukrainian alphabet at once, it is more practical to approach Ukrainian sounds in smaller groups.

### THE VOWELS

(1) There are six basic vowels in Ukrainian. Unlike in English, none of them is a diphthong:

- A, a — like English *o* in the word 'cot,' or *a* in the word 'father'
- E, e — like English *e* in the words 'pen,' 'bet,' 'set'
- и — like English *i* in the words 'pin,' 'bin,' 'pit'  
This sound never appears in initial position.
- I, i — like English *ee* in the words 'meet,' 'beet,' 'deed'  
Whenever this letter appears after a consonant, however, its presence signals the softening (i.e., the palatalization) of that preceding consonant.
- O, o — like English *o* in the words 'resort' and 'short' with the lips more rounded.
- У, у — like English *oo* in the words 'moon' and 'spoon' with the lips more rounded.

(2) Four additional letters reflect the combination of the soft consonant *й*, *ї* (pronounced like English *y* in the word 'yes') with the vowels *a*, *e*, *i*, and *y*. They are:

- Я, я — like English *ya* in the word 'yard'
- Є, є — like English *ye* in the words 'yes' and 'yellow'
- І, і — like English *yea* in the word 'yeast;' or like *yi* in the concept 'ying and yang'
- Ю, ю — like English *yu* in the word 'Yukon;' or the English pronoun 'you'

Whenever the above four letters appear after a consonant, their presence — like that of the vowel *i* — also signals the softening of that preceding consonant.

The sound *ū + o* (pronounced like English *yo* in 'York') does not have a special symbol. Consequently, this is the only *ū + vowel* combination that is spelled as two separate letters.

The number of syllables in a Ukrainian word is equal to the number of its vowels.

■ In summary, ten Ukrainian symbols convey the sound of six basic vowels.

- The vowel *u* never appears in initial position.
- The existence of the four special letters *я, є, ї, and ю*, precludes altogether the following juxtapositions: *ūa, ūe, ūu, ūi* and *ūy*. (These are five spelling mistakes that can be easily avoided).
- The juxtaposition *ūo* is quite acceptable, however. Note, for example, the Ukrainian spelling of York — *Йорк*, or of the name Joseph — *Йосун*.

## THE CONSONANTS

There are TWO GLIDE CONSONANTS in the Ukrainian language:

- й, — like English *y* in the words 'hey,' 'nay'  
It shares a graphic symbol with the soft consonant *ш*, which was described above. As a glide, the sound appears either at the end of words, or in the middle — immediately preceding a consonant.
- в, — like English *w* in the words 'bow,' 'tow'  
This sound appears either at the end of words, or in the middle — immediately preceding a consonant. It shares a graphic symbol with the basic Ukrainian consonant *в*, which sounds like the English *v* in the word 'van,' and which can appear at the beginning of a word, or in the middle — immediately preceding a vowel.

The BASIC CONSONANTS in the Ukrainian language can be organized into four groups, in accordance with the manner in which (or general location where) they are produced.

(1) There are five labial consonants in Ukrainian.

	Name in Ukrainian:
Б, б — like English <i>b</i> in 'boy'	бе
В, в — like English <i>v</i> in 'van'	ве
М, м — like English <i>m</i> in 'man'	ем
Ф, ф — like English <i>f</i> in 'fall;' like <i>ph</i> in 'phone'	еф
П, п — like English <i>p</i> in 'spelling'	пе



Practice pronouncing their names in Ukrainian: *бе, ве, ем, еф, не* (remember Ukrainian *e* is like English *e* in the word 'set.'). You will notice that, to a greater or lesser degree, the lips are involved in producing these consonants. This is why they are called labials.

(2) There are nine dental consonants in Ukrainian:

	Name in Ukrainian
Д, д (d) — close to English <i>d</i> in 'dress'	де
З, з — like English <i>z</i> in 'zoo' and 'zone'	зе
Л, л — like English <i>l</i> in 'let'	ел
Н, н — like English <i>n</i> in 'nose'	ен
Р, р — like Scottish <i>rr</i> in 'burr'	ер
С, с — like English <i>s</i> in 'stamp'	ес
Т, т — like English <i>t</i> in 'stomp'	те

Two dental-consonant sounds:

дз — like English <i>dz</i> in 'add zing' (when read together)	дзе
дж — like English <i>j</i> in 'jazz'	дже

These are not rendered by separate symbols.

Practice pronouncing their Ukrainian names: *де, зе, ел, ен, ер, ес, те, дзе, дже*. You will notice that, to a greater or lesser degree, the tongue moves toward the front teeth when producing these consonants. This is why they are called dentals.

(3) There are four sibilant consonants in Ukrainian:

	Name in Ukrainian
Ж, ж — like French <i>g</i> in the word 'gendarme'	же
Ц, ц — like English <i>ts</i> in the words 'tsar' and 'tsetse fly'	це
Ч, ч — like English <i>ch</i> in the words 'check' and 'cheek'	че
Ш, ш — like English <i>sh</i> in the words 'sheet' and 'shingle'	ша

The sequence of the sounds *ш + ч* has a separate symbol:

Шч, шч — like the sequence <i>shch</i> in 'ash church' when pronounced as one word.	шча
---	-----

[The Ukrainian beet soup known as borscht in English, is spelled *борщ* in Ukrainian! Another spelling mistake that can be easily avoided is the juxtaposition *шч*].

Practice pronouncing the names of these letters in Ukrainian:

*же, че, че* (Remember Ukrainian *e* is like English *e* in the word 'set.')

*ша, ша*. (Remember Ukrainian *a* is like English *a* in the word 'father.')

When practicing these four sounds imagine that you are hissing (just a little).

## Introduction

(4) There are five velar consonants in Ukrainian.

		Name in Ukrainian
Г, г	— like English <i>h</i> in the words 'house' and the name 'Hemingway'	ге
Ґ, ґ	— like English <i>g</i> in the word 'get' and the name 'Guttenberg' Under Soviet rule, this letter was struck from the Ukrainian alphabet to make it closer to the Russian. It was officially reintroduced in 1990.	ге
ґ, ґ	— like English <i>y</i> in the word 'yes'	ґот
К, к	— like English <i>k</i> in the word 'skill'	ка
Х, х	— like Scottish <i>ch</i> in the word 'loch'	ха

Practice pronouncing the names of these letters in Ukrainian: *ге, ге, ґот, ка, ха*.

When pronouncing these sounds note that they are produced with the back of the tongue near the soft palate. This is why they are called velars.

### CONSONANTS MAY BE EITHER HARD or SOFT (i.e., PALATALIZED)

The characteristic feature that distinguishes the Ukrainian sound system from the English is the fact that each of its basic consonants can be either hard or soft. A soft consonant is produced by raising the tongue toward the palate. For this reason, soft consonants are also designated as palatalized consonants.

Each "consonant letter" in the Ukrainian alphabet — with the exception of the basic consonant *ж* (which is always soft) represents, in fact, two sounds. Spelling convention signals the presence of a soft consonant in one of three ways. Two of these we discussed when presenting the vowels:

- (1) A consonant is soft when followed by the basic vowel *i*
- (2) A consonant is soft when followed by a "jotized vowel" — i.e., *я, є, і* and *ю*
- (3) A consonant is soft when followed by the "soft sign" *ь* — i.e., the last letter of the alphabet

Thus, Ukrainian spelling convention helps to distinguish hard from soft consonants. But to appreciate the difference between hard and soft consonants, it may be helpful to practice producing the following contrastive pairs of monosyllabic sounds:

HARD		SOFT	
па	(pah)	/пя	(pya, pronounced as one syllable)
сав	(sahw)	/сяв	(syaw, pronounced as one syllable)
нес	(ness)	/ніс	(nyees, pronounced as one syllable)
но	(noh)	/ньо	(nyoh, pronounced as one syllable)
тин	(tin)	/тінь	(tyeen', pronounced as one syllable)

In the above exercise, the English spelling is intended to help you lead the tongue toward the upper palate when producing soft *n*, *c*, *h*, and *m*.

Another exercise that may help you distinguish the difference between hard English *n* and soft Ukrainian *n*, involves pronouncing first the monosyllabic English word 'niece,' whose *n* is definitely hard. Then, attempt pronouncing the same sound by drawing the tongue higher up. This, ideally, will produce the word 'ніс,' which in Ukrainian means 'nose' and where the *n* sound is definitely soft!

■ In summary, there are thirty-three symbols in the Ukrainian alphabet.

- Ten of these represent vowel sounds.
- Twenty-two symbols represent two consonant glides and forty-five consonant sounds.
- The last symbol in the Ukrainian alphabet represents neither a vowel nor a consonant. It serves to signal the softening (i.e., palatalization) of the preceding consonant.

**UKRAINIAN LETTERS OBSERVE THE FOLLOWING ALPHABETICAL ORDER:**

PRINTED FORM	WRITTEN FORM	ITALIC FORM
А, а	<i>А, а</i>	<i>A, a</i>
Б, б	<i>Б, б</i>	<i>B, b</i>
В, в	<i>В, в</i>	<i>V, v</i>
Г, г *	<i>Г, г *</i>	<i>G, g *</i>
Г, г	<i>Г, г</i>	<i>G, g</i>
Д, д *	<i>Д, д *</i>	<i>D, d *</i>
Е, е	<i>Е, е</i>	<i>E, e</i>
Є, є	<i>Є, є</i>	<i>Є, є</i>
Ж, ж	<i>Ж, ж</i>	<i>Ж, ж</i>
З, з	<i>З, з</i>	<i>Z, z</i>
И, и	<i>И, и</i>	<i>I, i</i>
І, і	<i>І, і</i>	<i>I, i</i>
Ї, ї	<i>Ї, ї</i>	<i>Й, й</i>
К, к	<i>К, к</i>	<i>K, k</i>
Л, л	<i>Л, л</i>	<i>L, l</i>
М, м	<i>М, м</i>	<i>M, m</i>
Н, н	<i>Н, н</i>	<i>N, n</i>
О, о	<i>О, о</i>	<i>O, o</i>
П, п	<i>П, п</i>	<i>P, p</i>
Р, р	<i>Р, р</i>	<i>R, r</i>
С, с	<i>С, с</i>	<i>S, s</i>
Т, т *	<i>Т, т *</i>	<i>T, t *</i>
У, у	<i>У, у</i>	<i>U, u</i>
Ф, ф	<i>Ф, ф</i>	<i>Ф, ф</i>
Х, х	<i>Х, х</i>	<i>X, x</i>
Ц, ц	<i>Ц, ц</i>	<i>C, c</i>
Ш, ш	<i>Ш, ш</i>	<i>Ш, ш</i>
Щ, щ	<i>Щ, щ</i>	<i>Щ, щ</i>
Ю, ю	<i>Ю, ю</i>	<i>Ю, ю</i>
Я, я	<i>Я, я</i>	<i>Я, я</i>
Ь, ь	<i>Ь, ь</i>	<i>Ь, ь</i>

Note that, in some instances, the written and italicized forms of letters differs radically from their printed form. Compare, for example: capital and small Г, г – *Г, г*; Г, г; capital and small Д, д – *Д, д*; Д, д; capital and small Т, т – *Т, т*; Т, т.

## PARTS OF SPEECH ЧАСТИНИ МОВИ

### NOUNS AND THEIR MODIFIERS

Ukrainian, unlike English, is an inflected language. What this means for practical purposes is that the endings of Ukrainian nouns and their modifiers (be they adjectives or pronouns) change in accordance with the word's individual function in the sentence. Different functions are signaled by the use of one of the six cases in the Ukrainian language:

(1) the **NOMINATIVE**, which is reserved for the subject of the sentence and whenever there is no action described, also for the predicate of the sentence.

2) the **GENITIVE**, which is used to indicate possession, the object of a negated verb, quantities of five and above, and types of quantity (i.e., a little, a lot). This case is also used after some prepositions.

In this manual, vocabulary lists will provide the genitive form of nouns whenever it is irregular, or whenever it signals a change of stem in the noun's declension. The abbreviation 'gen.' will be used for this purpose.

(3) the **ACCUSATIVE**, which for the most part serves to indicate the direct object of a verb, or the object of some prepositions.

(4) the **DATIVE**, which does not require simple prepositions, serves to indicate the indirect object of a verb, or to signal the physical or psychological state of the subject;

(5) the **LOCATIVE**, which always requires a preposition, serves to indicate some type of location (physical or psychological), or a type of position;

and (6) the **INSTRUMENTAL**, which when used without any preposition can serve to indicate the means by which an action is carried out, or a state of being or becoming. When used with the preposition 'with,' it serves to indicate accompaniment. But, when used with other prepositions, it can also signal the position of a subject or object.

To briefly illustrate the principle of inflection, we will show the changes that the noun *Марія* (Maria) undergoes whenever it assumes a different grammatical function.

## WORD STEMS AND ENDINGS

But before we do this, it must be stated that all words in Ukrainian (be they nouns, pronouns, adjectives, verbs, etc.) consist of a STEM and an ENDING. The STEM of a word is that part which is constant, i.e., which does not undergo change. All word stems in Ukrainian end in a consonant, which — as we saw— can be either soft or hard. Consequently, word stems can be either soft or hard.

The ENDING of a word is that part which follows the stem and is always subject to change.

Thus, the stem of the noun *Марія* is *Маріѳ*. Its ending, is actually the basic vowel *-a*. (Remember that *-я* is merely the jotized vowel *-a*, and that this special letter signals the softness of the preceding consonant. *Марія* is, therefore, a soft-stem noun.)

1. NOMINATIVE	<b>Марія</b> [...]	Maria [is a student.]
2. GENITIVE	[...] <b>Маріѳ</b> . [...] <b>Маріѳ</b> .	[I don't see] Maria. [This photo is] Maria's.
3. ACCUSATIVE	[...] <b>Марію</b> . [...] <b>на Марію</b> . [...] <b>про Марію</b> .	[I love] Maria. [I'm looking] at Maria. [I'm thinking] about Maria.
4. DATIVE	[...] <b>Маріѳ</b> . <b>Маріѳ</b> [...]	[Give this] to Maria Maria [feels cold].
5. LOCATIVE	<b>На Маріѳ</b> [ ]	Maria [was sporting jeans]
6. INSTRUMENTAL	[...] <b>з Марією</b> <b>Перед Марією</b> [...]	[I came] with Maria. In front of Maria [there stood a table].

As we can see from the above chart, the stem *М а р і ѳ* is constant throughout the declension of this noun. Its nominative (i.e., dictionary) ending *-a* changes to *-i*, *-y*, and *-eю*, depending on the function of the noun in each sentence. Spelling convention, however, changes the conjunction of the *ѳ* sound *+i*, *+y*, and *+eю* to *ї*, *ю*, and *ею* respectively.

## THE VOCATIVE FORM

The endings of first names (i.e., given names like *Марія, Іван, Оксана, Марко*, etc. — as opposed to last names like *Пилипюк, Коцюбинська*, etc.) undergo a special change when the individual in question is addressed. For example, when we talk to Maria, we address her as *Маріє*. This particular form of the noun is called the **VOCATIVE FORM**. Inasmuch as the change applies, for all practical purposes, only to the first names of human beings and some titles, it is not included among the cases. Under the influence of Russification the vocative form was lost in some regions of Ukraine. Today, however, it is being reintroduced through the school system. In the competencies of this text, the vocative form of first names and the most frequent titles will be used whenever necessary.

## THE GENDER OF NOUNS AND THEIR MODIFIERS

Ukrainian, like many other Indo-European languages (Spanish and German, among them), recognizes the grammatical category of **GENDER**. Thus, Ukrainian nouns can be **MASCULINE, FEMININE** or **NEUTER**. This poses no problems when we deal with the first names of human beings: *Марія* (Maria), *Наталія* (Natalia), *Катерина* (Kateryna), *Оксана* (Oksana), *Анна* (Anna), *Роксолана* (Roksolana), *Уляна* (Uliana), *Звенислава* (Zvenyslava), *Дзвінка* (Dzvinka), etc., are all women's names and, as we can see, end in *-a*. On the other hand, men's first names end in either a consonant or the vowel *-o*: *Марко* (Mark; Marko), *Іван* (John; Ivan), *Любомир* (Liubomyr), *Михайло* (Michael), *Петро* (Peter), *Данило* (Danylo; Daniel), *Богдан* (Bohdan), *Віктор* (Victor), *Олег* (Oleh), *Ігор* (Ihor), *Сергій* (Serhiy; Sergius), *Степан* (Stepan; Steven), etc. Prominent exceptions to this pattern are the names *Микола* (Nicholas), *Ярема* (Jeremy), and *Хома* (Thomas), which are masculine names, despite their feminine-type endings.

However, when designating objects or abstract concepts, grammatical gender and biological gender have very little in common. For example, the word for table (*стіл*) is masculine; the words for book (*книжка*), and eternity (*вічність*) are feminine; and the word for sun (*сонце*) is neuter.

It helps to remember that, as a rule, masculine nouns tend to end in a consonant (hard or soft); while feminine nouns tend to end in *-a* (or its jotized variant *-я*).

Nouns denoting abstract concepts that end in *-ість* or *-ідь* are always feminine, for example: *національність* (nationality), and *розповідь* (narration).

Many neuter nouns end in *-o* or *-e*, for example: *місто* (city), and *місце* (place). All nouns ending in *-ення* or *-ання* are neuter, for example: *речення* (sentence), and *питання* (question).

Nouns denoting small creatures (human or otherwise) and ending in *-я* (sometimes in *-а*) are neuter. For example: *дитя* (babe); *дівча* (young girl); *порося* (piglet); *теля* (calf); *лоша* (colt).

In this manual vocabulary lists will identify the gender of nouns in the following manner: (m) for masculine singular; (f) for feminine singular; (n) for neuter singular; and (pl) for the plural. Adjectives will be identified in the same manner.

## THE IMPORTANCE OF GENDER

Inasmuch as the types of change a word undergoes when assuming the various cases depends on its gender, memorizing the gender of a word, along with its meaning, is rather important.

All modifiers (pronouns and adjectives) agree in gender and number with the noun they modify. To appreciate this point, consider the differences between “our beautiful Oksana” and “our handsome Ivan” when each group is declined:

1. NOMINATIVE	Наша гарна Оксана [...]	Наш гарний Іван [...]
2. GENITIVE	[...] нашої гарної Оксани.	[...] нашого гарного Івана.
3. ACCUSATIVE	[...] нашу гарну Оксану. [...] на нашу гарну Оксану.	[...] нашого гарного Івана. [...] на нашого гарного Івана.
4. DATIVE	[...] нашій гарній Оксані.	[...] нашому гарному Іванові.
5. LOCATIVE	На нашій гарній Оксані [...]	На нашому гарному Іванові [...]
6. INSTRUMENTAL	[...] з нашою гарною Оксаною.	[...] з нашим гарним Іваном.

The pattern of changes that each noun undergoes also depends on the type of noun (i.e., **DECLENSION**) to which it belongs. There are four declensions of nouns in Ukrainian. These are presented in chart form in Appendix IV.



## PERSONAL PRONOUNS

Like nouns, personal pronouns change their form (i.e., decline) in accordance with their function in the sentence. In the third-person singular, they always indicate the gender of the noun they represent. The nominative form of the personal pronouns is:

SINGULAR		PLURAL	
я	I	ми	we
ти	you	ви	you
він	he	вони	they
вона	she		
воно	it		

The singular form of 'you' — *ти* — signals familiarity. Thus, it is used only when addressing children, close relatives, or people with whom you have established a close friendship. The plural form of 'you' — *ви* — is recommended for formal situations, and relationships that are only at an introductory stage. This form will always govern a plural verb or predicate, even when it refers to a single individual.

The declined forms of personal pronouns are introduced gradually in the competencies.

## ABSENCE OF THE ARTICLE

There are no articles in the Ukrainian language. Thus 'I see a man' and 'I see the man' are both rendered *Бачу чоловіка*.

## STRESS

Stress in Ukrainian may fall on any syllable, but — unlike Spanish, for example — Ukrainian does not use accent marks to signal the position of the stress. Many Ukrainian words have a stable stress pattern. This means, for example, that the name *Марія* is always stressed on the second syllable: *Марія, Марії, Марію, Марією*. Many nouns, however, have an unstable stress pattern. This means that the stress can shift within the stem of the noun, or to its ending. Such shifts are indicated in the vocabulary lists following the competencies. Some words have two acceptable pronunciation (i.e., stress) patterns.

## THE UKRAINIAN VERB SYSTEM

### The Verb 'TO BE'

The most noteworthy feature of the Ukrainian verb system involves the verb 'to be' — *бути*. Unlike its English counterpart, this verb has only one form in the present tense: *є*. This form serves the needs of all subjects — be they first, second, or third person; be they singular or plural.

However, the present tense form *є* is never expressed when mere identification is being conveyed. Thus, the sentence "Maria is a student" will be rendered as follows:

*Марія — студентка.*

Here, because the nominative subject and the nominative predicate are both nouns, a long dash is used to separate them. In a sentence where the subject is a pronoun, for example 'she,' the dash is omitted: *Вона студентка*. The sentence 'He is a student' is rendered: *Він студент*.

As the equivalent of the verb 'to be,' the present-tense verb *є* is used only when emphasizing a point: "[But] I am a student!": *Я є студент!* (male voice) or *Я є студентка!* (female voice).

The future tense of *бути* is:

буду	(I will)	будемо	(we will)
будеш	(you will)	будете	(you will)
буде	(he/ she/ it will)	будуть	(they will)

### THE PAST TENSE AND THE INFINITIVE STEM

Ukrainian verbs recognize only three basic tenses: PAST; PRESENT, and FUTURE.. The infinitive of each verb always ends in *-ти* and holds the key to the verb's past tense. For example, in the verb 'to be' — *бути*, once we delete the ending *-ти* from the stem *бу*, we can add the past-tense endings: *-в, -ла, -ло, -ли*:

MASCULINE	я / ти / він там був.	I / you / he was there.
FEMININE	я / ти / вона там була.	I / you / she was there.
NEUTER	воно там було.	it was there

ALL PLURALS	ми там були	we were there
ALL PLURALS	ви там були	you were there
ALL PLURALS	вони там були	they were there

As we can see, the past tense always expresses whether the verb's agent is singular masculine, singular feminine, singular neuter, or indefinite plural.

## TWO VERB CONJUGATIONS AND THE PRESENT TENSE

Beside the verb 'to be,' all verbs that describe a progressive state or ongoing actions (i.e., imperfective verbs) have three singular and three plural forms in the present. The stem of the **PRESENT TENSE** always differs from the infinitive stem. For this reason, manuals and dictionaries cite, as a rule, the third-person plural present. This form reveals whether a given verb belong to the first — i.e., “-ть conjugation;” or to the second, i.e., “-ать conjugation.”

(1) For example, the verb 'to think' (*думати*) has the form *думают* in the third person plural, and thus belongs to the first conjugation. Its stem, once the ending is removed, is *думай*. The present-tense endings for this kind of verb are: -у; -еш; -е; -емо; -ете, and -уть.

я думаю	I think	stem+ у
ти думаєш	you (sing.) think	stem+ еш
він думає	he thinks	stem+ е
вона думає	she thinks	stem+ е
воно думає	it thinks	stem+ е
ми думаємо	we think	stem+ емо
ви думаєте	you (pl.) think	stem+ ете
вони думають	they think	stem+ уть

These present-tense endings correspond to the future-tense endings of the verb 'to be' — *бути, вони будуть!*

(2) The verb 'to see' (*бачити*), on the other hand, has the third-person plural form *бачать*, and thus belongs to the second conjugation. Its stem, once the ending is removed, is *бач*. The appropriate present-tense endings for the -ать conjugation are: -у; -иш; -ить; -имо, -ите., and -ать. Thus, *бачити* in the present tense observes the following pattern:

## Introduction

я бачу	I see	stem+ у
ти бачиш	you (sing.) see	stem+ иш
він бачить	he sees	stem+ ить
вона бачить	she sees	stem+ ить
воно бачить	it sees	stem+ ить
ми бачимо	we see	stem+ имо
ви бачите	you (pl.) see	stem+ ите
вони бачать	they see	stem+ ать

## THE FUTURE TENSE

All verbs describing a progressive state or ongoing actions (i.e., imperfective verbs) have two forms expressing the **FUTURE TENSE**.

(1) The form easier to remember combines the future tense of the verb 'to be' — *бути* — with the infinitive of the given verb. For example, the future of the verb 'to think' — *думати* — is as follows:

### SINGULAR

(я) буду думати	I will think; I will be thinking
(ти) будеш думати	you will think; you will be thinking
(він / вона / воно) буде думати	he / she / it will think; he / she / it will be thinking

### PLURAL

(ми) будемо думати	we will think; we will be thinking
(ви) будете думати	you will think; you will be thinking
(вони) будуть думати	they will think; they will be thinking

The differences between the two conjugations do not affect the future tense of verbs describing progressive states or ongoing actions. Thus, the future of the verb 'to see' — *бачити* — is as follows:

**SINGULAR**

(я) буду бачити	I will see; I will be seeing
(ти) будеш бачити	you will see; you will be seeing
(він/ вона/ воно) буде бачити	he / she / it will see; he / she / it will be seeing

**PLURAL**

(ми) будемо бачити	we will see; we will be seeing
(ви) будете бачити	you will see; you will be seeing
(вони) будуть бачити	they will see; they will be seeing

(2) The second form of the future tense describing progressive states or ongoing actions is used very frequently. (In central and Eastern Ukrainian it is the preferred form). This type of future is constructed with the infinitive of the verb itself and the following endings: *-му; -меш; -ме; -мемо; -мете; -муть*. Thus, 'to think' in the future tense may also be expressed as:

**SINGULAR**

(я) думатиму	I will think
(ти) думатимеш	you will think
(він/ вона/ воно) думатиме	he / she / it will think

**PLURAL**

(ми) думатимемо	we will think
(ви) думатимете	you will think
(вони) думатимуть	they will think

And, the verb 'to see' in the future tense may also be expressed as:

**SINGULAR**

(я) бачитиму	I will see
(ти) бачитимеш	you will see
(він/ вона/ воно) бачитиме	he / she / it will see

**PLURAL**

(ми) бачитимемо	we will see
(ви) бачитимете	you will see
(вони) бачитимуть	they will see

Both types of imperfective future have the same meaning. Native speakers alternate between one form or the other, depending on what "sounds" better in a given context. The object is to avoid the repetition of similar sounds in a sentence (i.e., *буду, будеш*, etc.).

**THE IMPERFECTIVE AND PERFECTIVE ASPECT OF VERBS**

Almost every verb in Ukrainian has two ASPECTS — one conveying a progressive state, an ongoing or repetitive action; the other emphasizing a completed action. Thus far, the verbs presented in this introduction belong to the first category, i.e., they are IMPERFECTIVE verbs (I). To illustrate the difference in meaning between this aspect and the PERFECTIVE aspect, (P), consider the following comparisons between *читати* and its perfective counterpart, *прочитати*:

**Past Tense**

I: я читав/ читала	I was reading
P: я прочитав/ прочитала	I read [I finished reading] I did read

**Future Tense**

I: будемо читати	we will be reading
P: прочитаємо	we will read [we will finish reading (it)]

Also, consider the following comparisons between *курити* and its perfective counterpart, *закурити*:

**Past Tense**

I: я курил / курила

I was smoking; I used to smoke

P: я закурил / закурила

I lit up; I began to smoke a cigarette

**Future Tense**

I: будемо курити

we will be smoking

P: закуримо

we will smoke [briefly / suddenly / finally]

Inasmuch as the perfective aspect conveys states, or actions that have been completed or will be completed, it does not have a present tense. Its past tense, like that of the imperfective aspect, is formed from the infinitive stem + the endings *-л/-ла/-ло; -ли*. Its future tense is formed from the future stem and present tense endings. For this reason, the differences between the two conjugations do affect the shape of the future perfective. Consider:

**ПРОЧИТАТИ, ВОНИ ПРОЧИТАЮТЬ (I conjugation; -уть) 'to read'****Past (прочита+-в/-ла/-ло;-ли.):**

masc.	прочитав	I / you / he read; did read
fem.	прочитала	I / you / she read; did read
neuter	прочитало	it read; it did read
plural	прочитали	we / you / they read; did read

**Future Singular (прочитай+ -у; -еши; -е):**

я прочитаю	I will read [completely; from beginning to end]
ти прочитаєш	you will read
він/ вона/ воно прочитає	he / she / it will read

**Future Plural (прочитай+ -емо; -ете; -уть):**

ми прочитаємо	we will read
ви прочитаєте	you will read
вони прочитають	they will read

## ЗАКУРИТИ, ВОНИ ЗАКУРЯТЬ (II conjugation, -ать) 'to smoke'

## Past (закури+в/-ла/-ло;-ли.):

masc.	закур <sup>и</sup> в	I / you / he began to smoke
fem.	закур <sup>и</sup> ла	I / you / she began to smoke
neuter	закур <sup>и</sup> ло	it began to smoke
plural	закур <sup>и</sup> ли	we / you / they began to smoke

## Future Singular (закур+ -ю; -иш; -ить):

я закурю	I will smoke; will light up
ти закуриш	you will smoke; will light up
він / вона / воно закурить	he / she / it will smoke; will light up

## Future Plural (закур+ -имо; -ите; -ять):

ми закуримо	we will smoke; will light up
ви закурите	you will smoke; will light up
вони закурять	they will smoke; will light up

As the pairs *читати-прочитати* and *курити-закурити* illustrate, the differences between the imperfective and perfective aspects of a verb can be communicated with the addition of a prefix — in this case: *про-* and *за-*. (There are numerous prefixes that serve this purpose, and they will be introduced with the corresponding verb in the vocabulary lists of this manual).

Many perfective verbs, however, will differ from their imperfective partner by means of a stem change. For example the verb 'to decide' in the imperfective is *вирішувати, вони вирішують* (I Conjugation). In the perfective, however, this verb is *вирішити, вони вирішать* (II Conjugation).

To facilitate matters, the vocabulary lists of this manual provide the necessary infinitive and third-person plural forms of a verb, and then indicate whether a verb is imperfective (I), or perfective (P).



## UNIDIRECTIONAL VS. MULTIDIRECTIONAL VERBS

Another feature that distinguishes Ukrainian verbs from English verbs is the category of direction. Many Ukrainian verbs involving motion will have two forms: one indicating whether the motion is moving in a single direction; the other indicating a repetitive or habitual motion, or a motion that has had a "return" trip.

Thus for example, the verb 'to go' — *йти, вони йдуть* — indicates movement in one direction:

Maria is going to the concert.      Марія іде на концерт.

John is going to church.      Джон іде до церкви.

However, this verb's multidirectional counterpart — *ходити, вони ходять* — will be used whenever habitual (or repetitive) motion is being described. Consider:

Maria goes to concerts [regularly].      Марія ходить на концерти.

John goes to church [regularly].      Джон ходить до церкви.

Maria and John went to a concert today [now they are back].

Марія і Джон ходили на концерт сьогодні.

The meaning of a multidirectional verb can change, depending on the context in which it is used:

Maria and John attend class together.

Марія і Джон ходять на урок разом.

Maria and John are walking in the park [without a specific direction].

Марія і Джон ходять по парку.

Unidirectional verbs accept a variety of prefixes which can change their imperfective aspect to the perfective, or signal a type of movement. For example:

Maria will go to school today:      Марія піде до школи сьогодні.  
пійти, вони підуть (Perfective of *йти*)

Maria will not enter the room:      Марія не зайде до кімнати.  
зайти, вони зайдуть (Perfective of *йти*)

## Introduction

Multidirectional verbs also accept a variety of prefixes which can change their imperfective aspect to the perfective, or signal a type of movement. For example:

John will walk in the park [for a little while] and will then go home:

Джон походить по парку й тоді піде додому.

(Perfective multidirectional)

John was walking out when Ivan saw [caught sight of] him.

Джон виходив, коли Іван побачив його.

(Imperfective multidirectional)

In the vocabulary lists accompanying this manual's competencies each verb of motion is appropriately labeled as either unidirectional or multidirectional.

## SENTENCES

As in an English sentence, the basic word order in a Ukrainian sentence is subject-verb-object. However, the highly inflected nature of the language allows for great flexibility of expression and, consequently, alternative organization of word order. Inasmuch as the subject of a verb is conveyed through the verb, the subject (be it a noun, or personal pronoun) may be omitted from a Ukrainian sentence. For example, 'I see Maria and John' can be expressed as both:

Я бачу Марію і Джона..

Марію і Джона бачу.

'We are thinking about Maria and John' can be rendered as both:

Думаємо про Марію і Джона.

Про Марію і Джона ми думаємо.

However, modifiers tend to precede the noun being modified:

Our daughter, Oksana, is there.

Наша дочка Оксана там.

**They saw the American book.**

**Бачили американську книжку.**

**Американську книжку вони бачили.**

**By the same token, adverbs usually precede the verbs they modify:**

**I see poorly.**

**Погано бачу.**

**They read well.**

**Вони добре читають.**

☺ ☺ ☺

## THE UKRAINIANS

Ukrainians tend to be outgoing, warm and sociable, so initiating a conversation with a Ukrainian is not that difficult. In social situations, however, Ukrainians clearly define the borders between formality and familiarity. The style of language used among people who have just met and are engaged in a professional project differs from the style of language used among people who have developed a closer acquaintance and meet more frequently. It is not uncommon, however, for people who have become close associates — even friends— to continue employing, reciprocally, the formal *eu* form of address. This reinforces mutual respect and does not in any way signal arrogance or dislike.

The transition to the more familiar *mu* occurs upon mutual agreement and, frequently, is accompanied by a special “kinship toast,” the so-called *бръдерица* that takes place over a shot of *горілка* (*horilka* is the Ukrainian word for vodka), or a glass of wine (*вино*), or beer (*пиво*). When *mu* is employed unilaterally it may signal disrespect toward the addressee. Its unilateral employment is acceptable only when addressing children and considerably younger family members.

Upon introducing oneself, it is customary to shake the hands of the people being addressed, turning first to the women in the group. Upon meeting a group of close acquaintances and friends, expressions such as the clapping on the shoulders (between men), embracing (between mixed couples, and otherwise), and even kissing are acceptable. Such ritual kissing is always on the right cheek. During the Easter season, the ritual greeting involves three kisses, beginning on the right cheek. This ritual is extended at other times of the year between family members and friends who have not seen each other for a long time, or are parting for an extended period.

Among friends and very close associates, Ukrainian men don't shy away from the rituals of embracing and kissing. They do realize, however, that in Western societies this may not be acceptable; therefore, they may be reticent to initiate this ritual with an American male friend.

In a mixed group of old acquaintances and friends, only men tend to shake each other's hands, upon meeting. However, if an American man or woman turns to shake the hands of a Ukrainian female acquaintance, no one will make an issue of it.

In formal conversations, i.e., those involving people who have not developed a closer association or friendship, it is improper to ask about the other's well being. The question ‘How are you?’ in Ukrainian is tantamount to ‘How do you feel?’ For this reason, it should never be addressed to anyone other than a close friend. It may be addressed to business associates or anyone with whom you have merely a professional relationship, only if they have

been absent for a while and it is common knowledge that they have been ill. As in American culture, formal situations do not allow inquiries concerning matters or feelings that are very personal.

Among greetings, the most neutral, universally acceptable — in all social situations — are: *Доброго ранку!* (Good morning!); *Добрий день!* and its shorter version *Добрийдень!* (Good day!) and *Добрий вечір!* (Good evening!). The most universal form of saying good-bye is *До побачення!* (Till next time! / Till we meet again!).

Much less formal are the opener *Привіт!* (Greetings!) and the farewells *Бувай!* (Take care!) and *Щасливо!* (Good luck!). These, however, are used among people in a more familiar relationship. Unlike the American 'Hello!' these expressions may not be used in more formal situations.

There are differences between the politeness formulas used by Western Ukrainians (L'viv, Ivano-Frankivs'k, and Ternopil oblasts) and those used by Central and Eastern Ukrainians. The latter — under the influence of three centuries of Russian rule and seventy years of Soviet domination — have acquired Russian cultural patterns. Nonetheless, politeness formulas and forms of address preserved in Western Ukraine are gaining great popularity. Thus, the Soviet titles *товариш* and *товаришка* ('comrade,' m. and f.) are giving way to the more courtly *пан* (Sir) and *пані* (Madam). Among the intelligentsia, the urban West Ukrainian forms *добродій* and *добродійка* (Sir and Madam; literally 'benefactor' and 'benefactress') are also being reintroduced.

In Central and Eastern Ukraine patronymics are very frequently employed. The custom of using patronymics dates back to the Middle Ages, before the tradition of family names as a form of identification had developed. For example, prince Yaroslav's daughter Anna, who in 1049 married the French King Henry I, is called in Ukrainian chronicles 'Anna Yaroslavna' (i.e., Anna daughter of Yaroslav). Today when the first name is accompanied by the individual's patronymic it serves as a respectful form of address, corresponding in formality to the title *пан* (or *пані*) followed by the individual's last name. For example, if in Western Ukraine formal situations require that Mr. Petro Skrypnyk be called '*пан* Skrypnyk,' in Eastern Ukraine the tendency will be to call him — let us say — as 'Петро́ Бо́hdанович' ('Peter Son of Bohdan'). However, if Peace Corps Volunteers opt for the West Ukrainian approach, which is also the closest equivalent to the American formula 'Mr. Skrypnyk,' they will be universally understood. Whenever addressing a group of people at a seminar, workshop, or general meeting, it is perfectly acceptable to say: *Пані і панове* (Ladies and Gentlemen), or *Шановне товариство* (Esteemed Gathering).

The effects of Russification are still felt in urban areas in the Donbas, Kherson, Mykolaiv, and Odesa oblasts. The perception that Ukrainians belong to a rural, second-class

society and culture was systematically implanted under the Russian empire and its successor state, the Soviet Union. The inferiority complex that this created in regards to the native language is especially felt among the population of these areas. For this reason, it may happen that a Peace Corps Volunteer, upon speaking Ukrainian in these oblasts, will be met with surprise , or even animosity. This is to be expected, especially from urban people with superficial education. But this will be only an initial reaction. Subsequently, the surprise of a foreigner speaking Ukrainian will incite curiosity. After all, only Russian was cultivated as an international medium of communication. In most areas, East and West, an American attempting to speak Ukrainian will be met with awe and gratitude.

☺ ☺ ☺

1. **Competency:** To introduce and identify self.  
**Situation:** A formal social gathering in the daytime.  
**Roles:** John Baker (PCV) makes the acquaintance of Danylo Martyniuk, a university lecturer.

JB – Добрий день! Дозвольте познайомитись. Я Джон Бейкер.  
DM – А я Данило Мартинюк. Дуже приємно.  
JB – Дуже приємно.

**VOCABULARY:**

добрый (m)	good
день (m)	day!
дозвольте = 2nd (pl) imperative of дозволити, вони дозволять (P)	permit! to allow, to let, to permit
познайомитися, познайомляться (P)	to be introduced
я	I [am]
Джон Бейкер	John Baker
•	•
а	and (contrastive)
Данило Мартинюк	Danylo Martyniuk ('Daniel Martins')
дуже	very
приємно	[it is] pleasant [to meet you]
•	•

**GRAMMAR AND VOCABULARY EXPLANATION**

(1) The universal greeting *Добрый день!* — Good day! (and its shorter form *Добрийдень!*) also serves as a simple 'Hello.' It is used only during the daytime, after 10:00 am and before 6:00 pm.

After 6:00 pm, the most appropriate greeting is *Добрый вечер!* ('Good evening').

(2) *Дозвольте познайомитись.*

When John Baker uses the command *Дозвольте* ('permit') followed by the infinitive *познайомитися* ('to get introduced'), he is politely suggesting to Danylo Martyniuk: 'Let's become acquainted.' (In spoken speech, the short form of the infinitive — i.e., *познайомитись*, is used).

(3) The idiomatic equivalent of '[I'm] very pleased to meet you' is: *Дуже приємно познайомитись*. But, as in English, this formula may be abbreviated, for example:

Приємно познайомитись.	Pleased to meet [you].
Дуже приємно.	[I'm] very pleased [to meet you].

(4) The following sentences illustrate that, whenever identification is the goal of a statement, the verb 'to be' is always omitted:

Я Джон Бейкер	I am John Baker.
А я Данило Мартинюк	And I am Danylo Martyniuk.

### PRONUNCIATION NOTE

In the statements 'I am John Baker' and 'And I am Danylo Martyniuk', both speakers will pause very briefly after saying *я*:

Я	[pause]	Джон Бейкер.
А я	[pause]	Данило Мартинюк.

☺ ☺ ☺



2. Competency: To greet and be greeted.  
Situation: At the project office.  
Roles: John Baker (PCV) runs into a close acquaintance, his female associate Olena Kravchenko.

- JB – Доброго ранку, пані Олено! Як справи?  
OK – Дякую, все гаразд. А у вас?  
JB – Так собі. Я ще погано розмовляю по-українському.  
OK – Та ні...

VOCABULARY:

Доброго

ранку

пані (f)

Олено = vocative of *Олена*

Як справи?

•

Дякую

дякувати, вони дякують (I)

всє (n) = alternate spelling of *усє*

гаразд

А у вас (у + genitive of *ви*)?

•

так собі

ще

погано

розмовляти, вони розмовляють (I)

по-українському

•

Та ні...

me?

•

[I wish you a] Good...

morning!

'lady' [when the title precedes a first name]

Olena (one of the forms of 'Helen')

How are things [going]?

How's business?

How's work?; You okay?

•

[I] Thank you.

to thank

the entire, everything [увєсь (m)]

well; fine; all right; O.K.

And how are [things with] you?

•

so-so

still

not well

to speak, to converse

in Ukrainian

•

But no [that can't be true]... / Don't tell

You're kidding!

•

## GRAMMAR AND VOCABULARY EXPLANATION

(1) Unlike other greetings, the greeting *Доброго ранку!* (which is appropriate before 10:00 am) is expressed most frequently in the genitive case (the nominative is *добрий ранок*). In this situation, the genitive implies the presence of the verb 'to wish' *бажати, бажать*: 'I wish you (*я бажую вам*) a good morning!'

(2) Sean Baker is addressing *pani Olena* directly. Thus, he must use the vocative form of her first name: *пані Олено!* The noun *pani* does not have a vocative form and does not decline.

(3) Olena Kivchenko's elliptical reply *А у вас?* ('And how are [things with] you?') demonstrates that the common form of conveying possession in Ukrainian is through the construction *y + genitive* (this applies both to nouns and pronouns). Ukrainians use the possessive pronoun 'my' (*мій, моя, моє; мої*) less frequently than English speakers.

When using a familiar form of address, the pronoun changes to *у тебе*: *А в тебе?*

This construction (*у вас; у тебе*) is very close in meaning to the French *chez vous / chez toi*.

The genitive form of personal pronouns when they follow a preposition (for example *в / у*) is:

(я)	у мене	(ми)	у нас
(ти)	у тебе	(ви)	у вас
(він)	у нього		
(вона)	у неї	(вони)	у них
(воно)	у нього		

Thus, for example:

All my [endeavors] are fine.

У мене все гаразд.

All her [endeavors] are OK.

У неї все гаразд.

## SPELLING AND PRONUNCIATION NOTE

Ukrainian spelling rules recommend the alternation between the *в* and *у* in order to avoid awkward consonantal clusters. Compare the spelling of the preposition *в*:

*Як у вас?*

Here, by using a vowel, the alternate spelling clearly separates the consonants *к* and *в*. The preposition is read as part of the next word: *Як ува́с?*

Topic 1

*A y óac ?*

Here, by using a vowel, the alternate spelling prevents the doubling of the consonant *o*, which otherwise would produce *o oac*. The preposition is read as part of the next word: *A yóac ?*

*A n mébe?*

Here the preposition retains its consonant sound, and is read as a glide, together with the preceding vowel: *Ao mébe?*



3. **Competency:** To say good bye.  
**Situation:** At the home of a friend.  
**Roles:** John Baker and Andriy Moroz.

JB – Андрію, котра година?  
 AM – Друга. А чому ти питаєш?  
 JB – Вже пізно. Мені треба йти на урок.  
 AM – То до побачення!

### VOCABULARY:

Андрію = vocative of <i>Андрій</i>	Andriy ('Andrew')
котра година? (f)	what time is it?
•	•
друга (f)	It is two [o'clock].
чому?	why? / for what reason?
питати, вони питають (I)	to ask
•	•
вже / уже	already
пізно	[It is] late
мені треба	I need; I must
мені = dative of я	for me
треба	[it is] necessary
іти, вони йдуть (I) unidirectional	to go
на (+ accusative) [signals direction]	to
урок (m) accusative	beginning-language lesson / class
•	•
то	then; well; in that case
до побачення	good bye

### GRAMMAR AND VOCABULARY EXPLANATION

(1) The idiomatic equivalent of 'What time is it?' — *Котра година?* — literally states: *Which hour is it?* (The pronoun *котрій* is used to identify the position, or order of an object within a sequence, i.e., first, second, third...)

Similarly, the only way to tell time in Ukrainian is by stating that it is *the first, or the second, or the third hour, etc.*: *Друга [година]* (= 'It's two o'clock')

(2) The idiomatic equivalent of 'I need to go' — *Мені треба йти* — literally states: *It is necessary for me to go*. In this situation, the dative case of *я* (*мені*) signals that the subject needs to do something. The adverb *треба* is always used with the dative case.

Personal pronouns have only one dative form:

(я)	мені	(ми)	нам
(ти)	тобі	(ви)	вам
(він)	йому		
(вона)	їй	(вони)	їм
(воно)	йому		

(3) In this competency the preposition *на* comes after the verb of motion 'to go' (*йти*) and, thus, signals direction: 'to [toward] class' (*на урок*). When indicating direction, *на* is always followed by the accusative case.

### SPELLING AND PRONUNCIATION NOTE

(1) As with the alternation between *у* and *в*, Ukrainian spelling rules recommend the alternation between the *i* and *ї*. This helps to avoid sharp pauses between a sequence of vowels or awkward consonantal clusters.

Compare the spelling of the verb 'to go':

*Він іде на урок:*

Here, after the final consonant in the word *він*, it is better to begin the new word with a vowel.

*Мені треба йти на урок:*

Here, the alternate spelling allows for a smooth flow of one word into the other: *тре - бай - ти*; the *ї* acts as a glide.

(2) The verb *йти* is irregular in the past tense. Its stem consists of only one vowel: *i* [-*му*]. To prevent awkward sound clusters, its past tense acquires an additional syllable for the masculine singular: *-шо*; and the consonant *-и* for all other forms:

#### SINGULAR:

<i>йшов</i>	[male subject] was going
<i>йшла</i>	[female subject] was going
<i>йшло</i>	[neuter subject] was going

#### PLURAL:

<i>йшли</i>	[we, you, they] were going
-------------	----------------------------

4. **Competency:** To inquire about the well-being of a friend.  
**Situation:** At the host home, near bedtime.  
**Roles:** John Baker and the host's son, Petro Skrypnyk.

JB – Петре, щось ти сьогодні блідий. Як ти себе почуваєш?  
 PS – Погано. В мене дуже болить голова.  
 JB – Ось аспірин. Візьми, будь ласка.  
 PS – Дуже дякую. Надобраніч!

#### VOCABULARY:

Пётре = vocative of *Петр*

щось

сьогодні

ти

блідий (m)

як

себе

почувати, вони почувають (I)

•

в мене дуже болить голова

боліти, вони болять (I)

голова (f)

•

ось

аспірін (m)

візьми = 2nd p. sg. imperative of

узяти, вони візьмуть (P)

будь ласка

•

дуже дякую

Надобраніч!

Petro ('Peter')

for some reason

today

you, 2nd.p. singular (familiar)

pale

how, in what manner

here: yourself

to feel

•

I have a very bad headache

to hurt, to ache

head

•

here [is]; here [are]

aspirin

Take!

to take

please; be so kind; if you please

•

Thank [you] very much

[Have a] good night!

#### GRAMMAR AND VOCABULARY EXPLANATION

(1) The inquiry *Як ти себе почуваєш?* (and its formal version *Як ви себе почуваєте?*) may be addressed to friends or close associates, only when the situation warrants it. It actually means 'How do you feel?' and should never be used as casually as the English 'How are you?'

(2) *Будь ласка* is the polite form of entreating someone to do something. It corresponds to the English-language 'please' and serves in both formal and informal speech.

;

(3) The farewell *Надобраніч!* is appropriate only late in the evening, close to bedtime. On the other hand, the idiomatic equivalent of 'Good bye,' *До побачення*, which we saw in the third competency, may be used at all times and in all situations, formal or informal, with close friends and formal acquaintances.

### SENTENCE PATTERN AND GRAMMAR STRUCTURE

В мене	дуже	болить	головá.
My	very much	hurts	head.

☺ ☺ ☺

***Зброя - слово.***

*The [best] weapon is the word.*

*A statement attributed to Lesia Ukrainka (pen name of Larysa Kosach, 1871-1913), a modernist poet.*

## TOPIC 2

### CLASSROOM ORIENTATION У КЛАСІ



Jacques Haidovakyj, Logo for The Ukrainian Research Institute of Harvard University, incorporating the Kiev-Mohyla Academy.

#### CULTURE NOTE: THE UKRAINIAN EDUCATIONAL SYSTEM

##### COMPETENCIES:

1. To respond to the teacher's instructions.
2. To request explanation of a word.
3. To express lack of understanding, and to request repetition of a phrase.
4. To state reasons for being late or absent.
5. To express gratitude.



## THE UKRAINIAN EDUCATIONAL SYSTEM

In Ukraine, children are enrolled in school at age seven. In recent years there have been attempts to introduce children to formal schooling at the age of six. For the most part, however, six-year olds attend special preparatory classes attached to kindergartens or to so-called "zero-level groups" (*нульові групи*) at various schools.

The school week has traditionally been six-days long. Lately, however, the five-day week has been introduced for elementary grades. Classes begin at 8:30 in the morning and end at approximately 1:00 or 2:00 in the afternoon. In schools with limited classroom space, a second shift of classes is held in the afternoon. The academic year is from September through May.

The compulsory system of education (*загальна система освіти*) has two levels: a partial high-school with eight grades (*неповна середня освіта*), and a complete high school with eleven grades (*середня освіта*). Professional technical schools (*профтехучилища*) and technical high-schools (*технікуми*) offer specialized secondary schooling. Students who fail to obtain a high-school diploma before entering the work force have the option of attending extension schools (*заочні школи*) or evening schools (*вечірні школи*).

The proclamation of Ukraine's independence has encouraged a restructuring of the former Soviet educational system. Today numerous alternative schools are being organized. Some seek to revive native pedagogical traditions within the so-called "national school" (*національна школа*); others offer specialized training; still others emulate the West European *lycée* and offer secondary training tailored for the university-bound student. None of these competing models, however, has been firmly established as yet.

In addition to universal compulsory education, a system of higher education (*вища освіта*) is carried out by eight state universities, in the cities of Kiev, Kharkiv, L'viv, Uzhhorod, Chernivtsi, Odessa, Dnipropetrovs'ke and Donetsk. In the major urban centers, various institutes offer specialized programs of higher education. Training in all of these institutions lasts approximately five to six years. Students accepted into the programs generally receive a modest scholarship and dormitory housing. There are also special extension and evening programs of higher education.

Currently being revived as an elite institution of higher learning is the renowned Kiev-Mohyla College, which in the seventeenth and eighteenth centuries served as the major educational center for all Eastern Slavs. Established in 1632, sixteen years before the founding of Harvard, this school was turned by the Russian government into a provincial theological seminary in the early 1800's.

Until recently, university and institute graduates were guaranteed placement and were required to "pay off" their education by accepting specially-designated appointments (*відпрацювати за призначенням*). Today, the financial situation is such that not every graduate is guaranteed a job. Thus, for the most part, young professionals find it necessary to search for employment on their own.

Universities and institutes also offer graduate training (*аспірантура*) which allows aspiring scholars to specialize, and to pursue the graduate degrees of 'Candidate of Sciences' (*кандидат наук*) and — eventually — the highest scholarly degree, i.e., 'Doctor of Sciences' (*доктор наук*).

Discipline in most Ukrainian classrooms is much stricter than in North American schools. Students may not get up during class or change their assigned seating in a room. Eating or drinking in the classroom is not acceptable. Tardiness and unjustified absences are regarded as major breaches of classroom discipline. It is customary to reserve questions for the period after the formal lecture or when class has ended. To ask a question, students will raise their right hand to attract the instructor's attention. The informality of the American classroom, especially of the inter-active language class, would surprise most Ukrainian instructors who have not travelled to the West.

The grading method throughout the entire educational system is based on five points: five being the highest and corresponding to the evaluation 'very good' (*дуже добре*); and one being the lowest, a sign of failure.



1. **Competency:** To respond to the teacher's instructions.  
**Situation:** In the classroom.  
**Roles:** Male teacher and John Baker (PCV).

- mT — Доброго ранку, пане Бейкер. Прошу, сідайте. Розгорніть підручник на сторінці п'ятій, візьміть зошит. Почнемо наш урок.  
 JB — Пане професоре, говоріть, будь ласка, трохи повільніше.  
 mT — Добре. Я знаю, що ви ще не все розумієте.  
 JB — Дуже дякую.

### VOCABULARY:

па́не (vocative of <i>пан</i> )	Mr. (when followed by a surname)
Бейкер	Baker
прóшу	please
сіда́йте = imperative, 2nd. pl. of <i>сіда́ти, вони́ сіда́ють</i> (I)	<b>Sit down!</b> to sit down
розгорні́ть = imperative, 2nd. pl. of <i>розгорну́ти, вони́ розгорну́ть</i> (P)	<b>Open!</b> to unfold [a book, newspaper, magazine, etc.]
підру́чник (m)	manual / textbook
на (+ locative) [signals location]	on
сторі́нці = locative of <i>сторі́нка</i> (f)	page
п'я́тій = locative of <i>п'я́та</i> (f)	fifth (ordinal number)
візьмі́ть = imperative, 2nd. pl. of <i>узя́ти, вони́ візьму́ть</i> (P)	<b>Take!</b>
зо́шит (m)	notebook
поча́ти, вони́ почну́ть (P)	to begin
наш (m)	our
•	•
профе́соре = vocative of <i>профе́сор</i> (m)	professor
говори́ть = imperative, 2nd. pl. of говори́ти, вони́ говори́ть (I)	<b>Speak!</b> to speak, to talk
тро́хи	a little
пові́льніше	more slowly
•	•
добре (adverb)	fine; well
зна́ти, вони́ зна́ють (I)	to know
ви	you (formal)
ще	yet / still

не  
 все (n) accusative  
 розуміти, вони розуміють (I)

not  
 everything  
 to understand

### GRAMMAR AND VOCABULARY EXPLANATION

(1) The imperative (i.e., command) form of Ukrainian verbs, regardless of aspect or declension, depends on whether the stem-final consonant is *-й* or not.

(a) The imperative of verbs like *сідати, вони сидять*, whose stem ends in *-й*, is formed by using the stem *сідай-* [-уть] and adding the following endings:

∅	(second-person singular)	= сідай!	Sit! (you, familiar) 2nd person sing.
-мо	(first-person plural)	= сідаймо!	Let's sit down! 1st person plural
-те	(second-person plural)	= сідайте!	Sit! (you formal, or plural) 2nd person plural

(b) The imperative of verbs like *розгорнути, узяти, and говорити* (whose stem does not end in *-й*) is formed by using the stem *розгорн-* [-уть], *взьм-* [-уть], *говор-* [-ять] and the following endings:

-й	(2nd person singular)	= розгорни!	взьми!	говори!
-імо	(1st person plural)	= розгорнімо!	взьмімо!	говорімо!
-іть	(2nd person plural)	= розгорніть!	взьміть!	говоріть!

(2) *Розгорніть підручник на сторінці n'ямі* ('Open [your] manual to page 5'). Here the preposition *на* signals location, i.e., the page where the manual is to be opened / unfolded. In this context, the preposition literally means 'on' (rather than 'to', as in *на урок* — 'to class,' Topic 1[3]) and governs the locative case.

### PRONUNCIATION AND SPELLING NOTES.

(1) The locative ending *-ій* in such modifying words as *n'ямі* is difficult to detect by the American ear and, therefore, it is hard to pronounce. It helps to first practice the English exclamatory interjection 'hey' and, then, to turn into the sound heey. It is this last sound (without the aspirated *h*, of course) that appears at the end of feminine modifiers in the locative case.

Remember that the vowel *i* softens the preceding consonant. Thus, when pronouncing the *m* in *n'ямі*, bring the tongue up, toward the palate! The word has two syllables, sounding approximately like *pya-t-yeey*.

(2) All singular feminine hard-stem nouns that end in *-ка* undergo a stem change in the locative case. Their final-stem consonant *-к* becomes a *-ч*. This change in sound is always reflected in spelling. Compare:

Ось п'ята сторінка.

Here is the fifth page.

Ми на п'ятій сторінці.

We are on the fifth page.

### SENTENCE PATTERN AND GRAMMAR STRUCTURE

Я знаю, що ви ще не все розумієте.

I know that you yet not everything understand.

☺ ☺ ☺

2. **Competency:** To request explanation of a word.  
**Situation:** In the classroom.  
**Roles:** John Baker (PCV) and his teacher Maria Ivanivna Chaikovs'ka.

JB — Що означає це слово, Маріє Іванівно?

MC — Воно означає «dictionary».

JB — А як по-українському «pencil» ?

MC — «О - лі - вець».

JB — Дякую.

MC — Прошу дуже.

### VOCABULARY:

що?

означати, вони означають (I)

це (n)

слово (n)

Маріє Іванівно = vocative of  
*Марія Іванівна*

•

вонó (n)

•

як по-українському?

олівéць (m)

•

Прóшу дýже.

what?

to mean, to signify

this (demonstrative pronoun)

word

Maria Ivanivna [=daughter of Ivan]

•

it (refers to *слово*)

•

how do you say in Ukrainian?

pencil

•

You are very welcome.

### GRAMMAR AND VOCABULARY EXPLANATION

(1) The demonstrative pronoun 'this' (*цей, ця, це*) and its plural counterpart 'these' (*ці*) point to objects that are nearby, in close proximity to the speaker. These pronouns always agree in number, gender and case with the words they modify. Thus, in the question *Що означає це слово?* ('What does this word mean?'), *це* — like the subject of the sentence, *слово* ('word') — is singular, neuter, and expressed in the nominative case.

(2) In this competency, John Baker addresses his teacher very formally by using her name and patronymic: *Маріє Іванівно*. Patronymics — like first names — always change to the vocative when used in direct address. Women's patronymics always end in *-івна* and, therefore, follow the pattern of *-a* -type nouns. However, all feminine nouns that end in *-ія* change to *-іє* in the vocative:

Марія:	Доброго ранку, Маріє Іванівно!	Good morning, Maria Ivanivna!
Наталія:	Добрий день, Наталіє Василівно!	Good day, Natalia Vasylivna!
Вікторія:	Добрий вечір, Вікторіє Петрівно!	Good evening, Victoria Petrivna!

(3) The polite formula *пробишу* (please) is also used to express 'you are welcome'. The addition of the modifying adverb *дуже* ('very') conveys the phrase: 'You are very welcome.'

### PRONUNCIATION AND SPELLING NOTE

In this competency, when the teacher names the Ukrainian word for pencil, she pronounces each syllable separately: *о-лі-вєць*. This is the way Ukrainian speakers "spell." Instead of naming each letter separately, the custom is to read the syllables of a word with emphasis.

Note that the number of syllables in a Ukrainian word depends on the number of vowels:

Ма - рі - я	(3)	MA — REE — YA
дя - ку - ю	(3)	DYA — KOO — YU
п'я - тій	(2)	PYA — TEEY
сто - рін - ці	(3)	STO — REEN — TSEE

Each syllable in Ukrainian is clearly pronounced as a distinct and separate sound; it never "runs into" another syllable. In writing, when it is necessary to carry part of a word unto the next line, the break occurs only at the boundary between syllables.

### SENTENCE PATTERN AND GRAMMAR STRUCTURE

Що	означає	це	слово?
What	does mean	this	word?



3. **Competency:** To express lack of understanding, and to request repetition of a phrase.  
**Situation:** In the classroom.  
**Roles:** Janet Baker (PCV) and male teacher.

JВ – Вибачте, пане професоре, але я не зрозуміла, що ви сказали.  
Т – Я запитав: «Що ви робили вчора?»  
JВ – Прошу, повторіть ще раз.  
Т – Що - ви - робили - вчора?»  
JВ – Тепер я вас зрозуміла. Вчора я писала листи і виконувала домашнє завдання з української мови.

**VOCABULARY:**

в**и**бачте = imperative, 2nd. pl. of  
*в**и**бачити, вони в**и**бачать (P)*

не

зрозуміти, вони зрозуміють (P)

сказати, вони скажуть (P)

•

запитати, вони запитують (P)

робити, вони роблять (I)

вчора

•

повторіть = imperative, 2nd. pl. of  
*повторіти, вони повторять (P)*

ще раз

ще

раз (m)

•

тепер

вас = accusative of *ви*

писати, вони пишуть (I)

листи (pl)

і

виконувати, вони виконують (I)

домашнє завдання (n)

Excuse (pardon) [me]!

to excuse; to forgive

not

to understand, to comprehend

to say, to tell

•

to ask [a question]

to do [something], always transitive

yesterday

•

Repeat!

to repeat

one more time; once more; once again

literally: = still

= one time

•

now

you

to write

letters

and (non-contrastive conjunction)

to do, to carry out, to perform

homework, home assignment



## з української мови

з (+ genitive)

української = gen. of українська (f)

мови = genitive of мова (f)

## of the Ukrainian language [class]

of; from

Ukrainian (adjective)

language

## GRAMMAR AND VOCABULARY EXPLANATION

(1) The second-person plural imperative *вiбачте!* is the polite way to excuse oneself. In this competency, Janet Baker is excusing herself for not having understood the instructor's question: 'What did you do yesterday?'

When addressing a friend, Janet Baker would use the familiar singular: *Вiбач!*

*Вiбачте!* / *Вiбач!* may be also used to convey the English 'I beg your pardon.'

(2) In this competency, we see the past tense of the verbs *зрозумiти* (to understand fully), *сказати* (to say), *занимати* (to ask), *робити* (to do), *писати* (to write), and *виконувати* (to do, to perform).

The past tense is formed by adding, to the verb's infinitive stem, a masculine (-в), feminine (-ла), or neuter (-ло) ending in the singular; the universal (-ли) ending is used for all plurals.

(3) The verbs *розумiти*, *вони розумiють* and *зрозумiти*, *вони зрозумiють* ('to understand') can serve to illustrate the basic relationship between the *imperfective* and *perfective aspects*. Both verbs have exactly the same stem. If the imperfective *розумiти* names the action or underscores its duration or process, the addition of the prefix *з-* imparts additional nuances to the meaning of the verb. *Зрозумiти* signals a completed action at a specific moment, the end result (in this case, gaining full comprehension). Compare:

## PAST:

I. Джон завжди менi розумiв.

John always understood me.

P. Джон зрозумiв усi.

John understood  
(= grasped the meaning of) everything.

## PRESENT

I. Дженет розумiє, що ви кажете.

Janet understands what you are saying.

P. Ø [perfective verbs have no present]

**FUTURE:**

I. Вона *скоро* **буде розуміти** українську мову.

I. Вона *скоро* **розумітиме** українську мову.

Both forms of imperfective future convey = **She will soon understand Ukrainian.**

P. Вона зрозуміє це слово.

**She will understand this word.**



4. **Competency:** To state reasons for being late.  
**Situation:** In the classroom.  
**Roles:** Female teacher and John Baker.

- JB – Дозвольте увійти, пані професор?  
 T – Прошу, заходьте. Доброго ранку, пане Бейкер.  
 JB – Вибачте, що я спізнився. Мій годинник зіпсувався.  
 T – Нічого. Сідайте, будь ласка.

#### VOCABULARY:

увійти, вони увійдуть (P) unidirectional •	to enter [within]; to come in •
заходьте = imperative, 2nd. pl. of заходити, вони заходять (I) multidirectional •	Come in! to come, to visit, to enter •
Вибачте, що я спізнився спізнитися, вони спізняться (P) мій (m) годинник (m) зіпсуватися, вони зіпсуються (P) •	Excuse me [for being] late. to come late; to be late my (possessive pronoun) watch; clock to break down •
нічого	[It does] not matter. / [It's] O.K.

#### GRAMMAR AND VOCABULARY EXPLANATION

(1) *Дозвольте увійти* ('Permit [me] to come in') is close to the English 'May I come in?' Here, the verb *увійти* ('to enter,' 'to come in') consists of the prefix *у-* + the imperfective and unidirectional verb *йти* ('to go'). The addition of a prefix turns all imperfective unidirectional verbs into perfective ones.

As we saw with *розуміти* and *зрозуміти*, all perfective verbs have a slightly different meaning from that of their imperfective counterparts. However, the addition of prefixes to verbs of motion may significantly alter the original verb's meaning. Compare: *йти, вони йдуть* with one of its perfective variants — *увійти, вони увійдуть*:

*ити, вони йдуть*, being an imperfective verb, has all three tenses:

**PAST**

Джон <b>йшов</b> на урок.	John <b>was going to class.</b>
Олена <b>йшла</b> на урок.	Olena <b>was going to class.</b>
Ми <b>йшли</b> на урок.	We <b>were going to class.</b>

**PRESENT**

Іду на урок.	I <b>am going to class.</b>
Ти <b>йдеш</b> на урок.	You (sg.) <b>are going to class</b>
Пан Бейкер <b>іде</b> на урок.	Mr. Baker <b>is going to class [now].</b> (etc.)

**FUTURE**

Будемо <b>йти</b> пішки.	We <b>will go on foot.</b>
--------------------------	----------------------------

The addition of *уі-*, which — like the preposition *в* ('in,' 'into') — signals a motion inward, toward an inner space, gives the verb a new meaning:

**PAST**

Джон <b>увійшов</b> до кімнати.	John <b>entered the room.</b>
Олена <b>увійшла</b> до кімнати.	Olena <b>entered the room.</b>
Вони <b>увійшли</b> до кімнати.	They <b>entered the room.</b>

**FUTURE**

<b>Увійду</b> до кімнати.	I <b>will enter the room.</b>
<b>Увійдеш</b> до кімнати.	You <b>will enter the room.</b>
<b>Увійде</b> до кімнати.	He (She / It) <b>will enter the room.</b>
<b>Увійдемо</b> до кімнати.	We <b>will enter the room.</b>
<b>Увійдете</b> до кімнати.	You <b>will enter the room.</b>

As we can see, the verb remains unidirectional but becomes perfective. It now speaks of a very specific type of motion, one that can be completed only in the past or in the future. The verb is no longer capable of describing an ongoing action.

(2) *Заходьте!* ('Come in!'). The prefix *за-*, when added to the imperfective and multidirectional verb *ходити, вони ходять* ('to walk'), also signals a motion inward — in this case, a movement into the classroom.

With the exception of the prefix *по-*, prefixes do not change the imperfective aspect of multidirectional verbs. However, prefixes do tend to alter the meaning of multidirectional verbs. Compare the present tense of *ходити* and *заходити*:

Івась уже ходить.  
Ivas' [= little Ivan] already walks.

Джон тепер заходить до кімнати.  
John is now entering [= walking into] the room.

(3) John Baker's instructor has used a multidirectional verb, *заходьте!*, when inviting him to come in. Thus, she signals that John is always welcome. When John Baker wishes to invite friends to visit him at home, he may also use the command: *Заходьте!* The use of the multidirectional emphasizes that this is not a one-time invitation — like, for example, the unidirectional command *ввійдіть!* ('go in!').



5. Competency: To express gratitude.  
 Situation: In the classroom.  
 Roles: Female teacher and John Baker (PCV).

T — Джоне, ось книжка, яку я вам обіцяла.  
 JB — Дуже вам вдячний.  
 T — Будь ласка, нема за що.

VOCABULARY:

<b>ось</b>	<b>here [is]; here [are]</b>
<b>кніжка (f)</b>	<b>book</b>
<b>яку́ = accusative of <i>яка́</i> (f)</b>	<b>that / which</b>
<b>обіця́ти, вони обіця́ють (I) + dative indirect object</b>	<b>to promise</b>
<b>вам = dative of <i>ви</i></b>	<b>to you</b>
•	•
<b>вдя́чний (m)</b>	<b>grateful</b>
•	•
<b>нема за що</b>	<b>You are welcome</b>
•	•

GRAMMAR AND VOCABULARY EXPLANATION

(1) The demonstrative particle *ось* is employed when handing an object; or pointing to an object or an individual located near (or coming toward) the speaker. *Ось* means 'Here is...', or 'Here are..'

<b>Ось книжка.</b>	<b>Here is the book.</b>
<b>Ось аспірин.</b>	<b>Here is [some] aspirin</b>
<b>Ось вони.</b>	<b>Here they are.</b>

(2) The clause *яку́ я вам обіця́ла* ('that I promised you') modifies the preceding word, *кніжка* ('book'), a feminine singular noun. Within the clause, the verb *обіця́ти* ('to promise') acts directly upon *яка́* ('that'). As a direct object, this feminine singular pronoun must appear in its accusative form: *яку́*.

<b>Ось книжка,</b>	<b>Here is the book</b>
↑	↑
<b>яку́ я вам обіця́ла..</b>	<b>that I promised you.</b>

The accusative ending of all feminine modifiers and of all *-a-* type feminine nouns is *-y*:

Я обіцяла цю книжку.	I promised this book.
Розгорніть українську книжку.	Open the Ukrainian book.

(3) Beside having a direct effect upon an object, all verbs of promising, giving, passing on, telling or thanking involve (explicitly or implicitly) an indirect object, i.e., the recipient of the action. The indirect object in Ukrainian is always expressed in the dative case.

Thus, the teacher uses the dative form of *ви* when she says *вам обіцяла* ('I promised you'). John Baker, on his part, also uses the dative form when he says *вам вдячний* ('I am grateful to you').

### SENTENCE PATTERNS AND GRAMMAR STRUCTURE

Ось	збіт,	який	я	вам	обіцяла.
Here is	the notebook	that	I	you	promised.

☺ ☺ ☺

***Вік живи, вік учись!***

*Live a lifetime, study a lifetime!*

*Popular aphorism*

## TOPIC 3

### *CONVERSATION WITH HOST FAMILY* *РОДИНА*



Yuriy Narbut, *Mother and Child*, 1919

#### **CULTURE NOTE: THE UKRAINIAN FAMILY TODAY**

##### **COMPETENCIES:**

1. To respond to questions concerning one's age, status and profession.
2. To ask questions concerning the host family.
3. To describe one's own family.
4. To identify daily routines of the host family.



## THE UKRAINIAN FAMILY TODAY

Today in Ukraine there is a tendency to marry young, but statistics indicate that marriages between people in their early twenties do not last as long as unions made by partners in their mid- and later twenties. Families, in general, are small with no more than two children. A variety of factors contribute to this. On the one hand, there is an economic crisis and a painful lack of dwelling space. On the other, the aftereffects of the Chornobyl disaster — a Ukrainian tragedy with a Russian spelling (Chernobyl) — have persuaded many couples not to begin or expand their families at this time.

Nowadays it is not uncommon for women to bear and raise children without being legally married. Contemporary society tends to accept this calmly as a fact of life. Families with many children receive a small amount of assistance from the government, but there are no government policies in place to stimulate the birthrate.

As a rule, both husband and wife work. After giving birth, a mother is allowed to take a financially-assisted leave of absence for one and a half years. Afterward, she may prolong her leave without risk of losing her job, but without any monetary support. Single mothers also obtain assistance from the government.

The management of the home remains, with few exceptions, a woman's responsibility. A man's duties will include fixing things at home, caring for the automobile, and heavy work in the garden or orchard. Children are encouraged to carry out some of the lighter chores. Among younger couples — there have been attempts to share the housework more equitably. Given the critical economic situation and the absence of many staples and commodities, men and even children are now forced to help out by doing the shopping and standing in endless lines.

Given that both parents in most urban families are employed, school children are frequently left unattended. Thus, many children fall under the influence of "street" ways. Ukrainian society as a whole is troubled by this state of affairs. It is expected that lawmakers will be introducing such measures as a shorter workday for women with underage children, half-time employment, special at-home jobs, and additional vacation time.

Ukrainian children remain under the parental wing for a rather long time. It is difficult for them to find part-time employment. University students, as rule, live with and are supported by their parents. Often adult daughters and sons continue living in the tight quarters of their parents, even when they themselves are married and already have offspring of their own. The lack of suitable housing leaves them no other choice. The interaction of two and even three generations sharing one limited space frequently leads to conflicts and strained inter-family relationships.

Each family organizes leisure time in accordance with its own tastes and economic profile. Lately, it has been fashionable among urban dwellers to buy village houses with a garden or orchard. Also, many families have garden plots outside the city where they live and work throughout the summer. This brings substantial income to the family and secures a supply of vegetables and fruits.

Children may vacation separately from their parents at various sanitariums or summer camps. This practice, however, has been greatly curtailed by the contamination of many areas by the Chernobyl disaster. In the last three years, thanks to the generosity of numerous philanthropic organizations, many children from the most afflicted areas have vacationed abroad. There are not many opportunities for the whole family to vacation together at summer resorts or tourist centers. The country's depleted economic resources have prevented the development of such industries.

The most popular family celebrations include birthdays and New Year's festivities. Under the Soviet regime, prohibitions against the marking of religious holidays eroded numerous folk traditions. Only recently have Ukrainians had the opportunity to begin reviving their traditional Christmas and Easter practices.

During birthday celebrations it is customary for all close relatives and friends to gather in honor of the birthday celebrant. If space permits, during such festivities children have their own separate table. The most popular form of entertainment on such days, beside eating and drinking, is the singing of songs. Ukrainians have a rich repertoire of folk and historical songs; they take pride in their polyphonic tradition and their voices. Singing for Ukrainians is a form of bonding with one another and, frequently, a form of therapy. A popular Ukrainian saying claims that it's okay to drink with a foe but to sing with one is blasphemy; singing is done only among friends.



- 1. Competency:** To respond to questions concerning one's age, status and profession.  
**Situation:** At the home of the host family.  
**Roles:** John Baker (PCV) and Petro Skrypnyk (the adult son of the host family, and John's friend).

- PS – Джоне, скільки тобі років?  
 JB – Мені двадцять сім.  
 PS – Ти одружений?  
 JB – Ні, я ще не одружений, але маю наречену.  
 PS – Розкажи мені про неї.  
 JB – Її звати Джейн. За професією вона юрист. Їй двадцять чотири роки [...]

### VOCABULARY:

скільки тобі років? скільки? [always governs genitive] років = genitive of <i>роки</i> (pl) тобі = dative of <i>ти</i>	how old are you? how many? / how much? years (unto) you
•	•
мені двадцять сім	I am twenty-seven [years old]
•	•
одружений (m)	married
•	•
ні	no
неодружений (m)	single
але	but
мати, вони мають (I)	to have
наречену = accusative (f)	girlfriend [engaged]
•	•
розкажи	Tell!
розказати, вони розкажуть (P)	to tell; to narrate
про [always governs accusative]	about
неї = accusative of <i>вона</i> after preposition	her
•	•
Ї = accusative of <i>вона</i>	her
звати, вони зуть (I)	to call, to name, to designate
Джейн	Jane
за (+ instrumental)	by
професією = instr. of <i>професія</i> (f)	profession

юріст (m)	lawyer (jurist)
їй = dative of вона	she [is]
двадцять чотири	twenty-four
рѳки = form of роки after 2, 3, + 4	years
•	•

### GRAMMAR AND VOCABULARY EXPLANATION

(1) *Скільки тобі (вам) років?* is the idiomatic equivalent of 'How old are you?' In such a construction the name (or pronoun) referring to the person about whom the inquiry is being made always appears in the **DATIVE**.

Similarly, when indicating age, the person's name (or the pronoun referring to that person) appears in the dative case followed by the age itself. As in English, the word for 'years' may be omitted. Whenever expressed, it must appear in the genitive if the age number is five or above: *Мені двадцять сім років* ('I'm twenty-seven years [old]').

If the age is 2, 3 or 4 (or involves a compound number ending in -two, -three, and -four) the word for years will be stated in the nominative plural: *Їй двадцять чотири роки* ('She is twenty-four years [old]').

If the age is 1 (or involves a compound number ending in -one) the word for 'year' will appear in the accusative singular: *Йому двадцять один рік* ('He is twenty-one year[s old]').

(2) *Її зва́ти Джейн* is one of the idiomatic equivalents of 'Her name is Jane.' This idiom always gives the **ACCUSATIVE** form of the pronoun referring to the person being identified. By the same token, the idiomatic equivalent of 'What is her name?' is *Як її зва́ти?* (Literally, this states *What is one to call her?*)

The accusative form of independent personal pronouns differs from that of pronouns preceded by a preposition (note the stress):

(я)	ме́не	(ми)	нас
(ти)	тебе́	(ви)	вас
(він)	його́	(вони)	їх
(вона)	її́		
(воно)	його́		

Thus, to ask 'What is your name?', one may say *Як вас (тебе́) зва́ти?* And to reply, one may begin with *Мене́ зва́ти ...*

(3) When identifying an individual's occupation or profession, it suffices to say, for example:

I am a student.	Я студент. (m) / Я студентка. (f)
I am a teacher.	Я вчитель. (m) / Я вчителька. (f)
I am a doctor.	Я лікар.
She is a lawyer.	Вона юрист.

However, Ukrainians frequently modify such statements with the phrase *за професією* in order to emphasize professional identity, as opposed to other types of identity. For example: *За професією вона юрист* ('She is a lawyer by profession').

The idiomatic way to inquire about someone's profession is: *Хто вона за професією?* ('What is her profession?'); *Хто ви за професією?* ('What is your profession?').

### PRONUNCIATION NOTE

Intonational patterns in the Ukrainian sentence tend to fluctuate. Intonation rises especially at the logical focus of an inquiry. Consider the following questions drawn from previous competencies and the present one. The arrows pointing upward indicate the speaker's rising intonation at the point he or she wishes to clarify in the given situation:

Як↗ справи?  
А у вас↗?

How are things?  
And yours [endeavors]?

Котра↗ година?  
А чому↗ ти питаєш?

What time is it?  
And why do you ask?

Як↗ ти себе почуваєш?

How do you feel?

Що↗ означає це слово?  
А як↗ по-українському «pencil»?

What does this word mean?  
And how do you say "pencil" in  
Ukrainian?

Що↗ ви робили вчора?

What did you do yesterday?

Скільки↗ тобі років?

How old are you?

Хто↗ вона за професією?

What is her profession?



2. Competency: To ask questions concerning the host family.  
 Situation: Informal conversation during a visit by Petro Skrypnyk's cousin, Andriy Moroz.  
 Roles: John Baker (PCV) and Andriy Moroz.

- JB – Андрію, чи в тебе велика родина?  
 AM – Ні, невелика: я, дружина і син.  
 JB – Де працює твоя дружина?  
 AM – Вона працює в лікарні.  
 JB – Скільки років твоєму синові?  
 AM – Йому сім років, і він уже ходить до школи.

VOCABULARY:

чи	(= question word)
велика (f)	large
родина (f)	family
Here the question is:	'Is yours a large family?'
•	•
невелика (f)	not large
дружина (f)	spouse, wife
син (m), синові = dative	son
•	•
де? [concerns location, never direction]	where?
працювати, вони працюють (I)	to work [intransitive verb = never acts directly on an object]
твоя (f)	your (possessive pronoun)
•	•
в (+ locative)	in, at
лікарні = locative of лікарня (f)	hospital
•	•
твоєму = dative of твій (m)	your (possessive pronoun)
•	•
йому = dative of він	he
сім	seven
ходити, вони ходять (I)	to walk, to attend, to go
multidirectional	
до [always governs genitive]	to; toward
школи = genitive of школа (f)	school
•	•

## GRAMMAR AND VOCABULARY EXPLANATION

(1) When the present tense of the verb 'to be' communicates identity or a characteristic, it is always omitted. Consequently when this verb must be negated, it suffices to use the negative particle *не* ('not'):

Вона́ юри́ст.	She is a lawyer.
Вона́ не юри́ст.	She is not a lawyer.
Мій ба́тько - амери́канець.	My father is [an] American.
Мій ба́тько - не амери́канець.	My father is not [an] American.
Я студент.	I am a student.
Я не студе́нт.	I am not a student.

Many participles, adjective and adverbs in Ukrainian can be turned into a negation of the qualities they designate with the addition of the prefix *не-* ('not'). In this case, the negative particle is not used:

Дженет одру́жена	Janet is married.
Дженет <b>неодру́жена</b> (f. participle)	Janet is <b>single</b> [= not married].
У ме́не вели́ка роді́на	Mine is a large family.
У ме́не <b>невели́ка</b> роді́на. (f. adjective)	Mine is <b>not a large</b> family.
Це пога́но.	This is bad.
Це <b>непога́но</b> . (adverb)	This is <b>not bad</b> [=good].

(2) *Скільки ро́ків тво́єму си́нові?* ('How old is your son?'). The dative form of all masculine animate nouns takes an *-ові* ending (*-eai* for soft stems: *Василе́ві*)

(3) One idiomatic application of the multidirectional imperfective verb *ходи́ти* ('to walk') concerns activity that is conducted habitually, or as a rule, or on a regular basis. Andriy uses this verb to communicate that his son already goes to (i.e., attends) school: *Він уже́ ходи́ть до шко́ли*. Compare similar uses of the verb:

Він ча́сто ходи́ть до лікаря.	He frequently goes to the doctor.
Я х́оджу до це́ркви.	I go to church. / I attend church.
Ти х́одиш до те́атру?	Do you go to the theatre?
Петро́ ходи́ть на футбо́л.	Petro goes to soccer [games].

### PRONUNCIATION NOTE

A raised intonation at the focal center of the inquiry will signal when a sentence is intended as a question:

В тебе велика↗ родина?	Is yours a large family?
Ви зрозуміли? ↗	Did you understand?
Важко? ↗	Is it difficult?
Тобі↗ важко?	Is it difficult for you?
Годинник не ↗ зіпсується?	The watch will not break down?

Many questions in Ukrainian may be formulated with the assistance of special question word: **Чи**. This particle does not change the meaning of the question; it merely serves to signal that what follows is a question.

In questions introduced by **Чи**, the focal center of the inquiry remains subject to a raised intonation:

Чи в тебе велика↗ родина?	Is yours a large family?
Чи ви зрозуміли? ↗	Did you understand?
Чи важко? ↗	Is it difficult?
Чи тобі↗ важко?	Is it difficult for you?
Годинник не ↗ зіпсується?	The watch will not break down?

☺ ☺ ☺



3. **Competency:** To describe one's own family.  
**Situation:** At the home of the host family.  
**Roles:** **Vasyl' Skrypnyk (Petro's father) and John Baker (PCV)**

- VS – Джоне, коли ви народились?  
 JB – Я народився у 1965 р.  
 VS – Я зняю, що ви неодружені. Чи є у вас брат або сестра?  
 JB – У мене є старший брат і молодша сестра. Вони обое аспіранти.  
 VS – Чи ваші батьки ще працюють?  
 JB – Мій батько працює у Бостоні інженером, а мати лікарем.

### VOCABULARY:

колі?	when?
народітися, вони народяться (P)	to be born
•	•
у / в (+ locative case)	in
тїсяча (f)	one thousand
дів'ятсот (m)	nine hundred
шістдесят (m)	sixty
п'ятому = locative of <i>п'ятий</i> (m)	fifth (ordinal number, adjective)
рбці = locative of <i>рік</i> (m)	year
•	•
що	that (relative pronoun)
є (= present tense of <i>бути</i> ) + у вас	you have
брат (m)	brother
абó	or
сестра (f)	sister
•	•
старший (m)	older
молбдша (f)	younger
вонї	they
оббе	both [in reference to a man and a woman]
аспіранти (pl)	graduate students
•	•
вашї (pl)	your (here: formal)
батькі (pl)	parents
•	•

<b>ба́тько</b> (m)	<b>father</b>
<b>Босто́ні</b> = locative of <i>Босто́н</i>	<b>Boston</b>
<b>інжене́ром</b> = instrumental of <i>інжене́р</i> (m)	<b>engineer</b>
<b>ма́ти</b> (f)	<b>mother</b>
<b>лікарем</b> = instrumental of <i>ліка́р</i> (m)	<b>physician; medical doctor</b>
•	•

### GRAMMAR AND VOCABULARY EXPLANATION

(1) Besides identifying location, the locative case has many uses. One such use serves to designate the year or the month when an event took place. Compare:

in the year: **Джон Бейкер народився у тисяча дев'ятсот шістдесят п'ятому році.**  
John Baker was born in 1965.

in the month: **Вона народилася у серпні.**  
She was born in August.

in a location: **Мій батько працює у Бостоні.**  
My father works in Boston.

in a location: **Ненсі Клер і Данило Мартинюк працюють в нашому університеті.**  
Nancy Clair and Danylo Martyniuk work at our university.

As the above examples illustrate, in the locative case all masculine modifiers end in *-ому*; and all masculine inanimate nouns end in *-і*.

(2) As we saw earlier, the *y + genitive* construction is frequently used to signal the 'possessor' or 'owner' of subjects or objects, once their existence is known: **Чи є тебе велика родина?** ('Is yours a large family?').

This construct is also used to inquire about (and indicate) whether such subjects or objects exist, or are available, or are present. In such situations, the present tense of the verb *бути* ('to be') plays an important role and must be expressed:

**Чи є у вас брат або сестра?**

**У мене є старший брат і молодша сестра.**  
sister.

**Do you have a brother or sister?**

**I have an older brother and a younger**

As the above sentences illustrate, *є* merely reinforces the idea of possession; it communicates that the subject **owns / has** 'someone' (or 'something').

(3) To signal that one is professionally employed Ukrainians frequently use the verb 'to work' and state the occupation in the instrumental case. In this competency John Baker opts for this construction in order to answer Vasyli' Skrypnyk's question *Чи всі батькі ще працюють?* ('Do your parents still work?')

Мій батько працює **інженером**, а мати **лікарем**.  
My father is employed as an engineer, and [my] mother as a physician.

In the instrumental case, all hard-stem masculine nouns end in *-ом*, all soft-stem masculine nouns end in *-ем*.

### SPELLING AND PRONUNCIATION NOTE

(1) The noun *лікар* ('physician') has a soft stem despite the fact that its nominative form ends in a hard consonant. This becomes apparent when we note its other: *лікаря* (genitive and accusative); *лікареві* (dative); *лікарем* (instrumental). There are other nouns exhibiting this feature. Dictionaries always point to such differences by citing — along with the nominative — the genitive form of a noun. The genitive form is a good indicator of whatever stem changes a noun undergoes.

(2) In the following questions the intonation rises with the interrogative adverb, the focus of the inquiry:

Де *↗* ти народився?

Where were you [familiar] born?

Коли *↗* вона народилася?

When was she born?

Note the logical focus of the inquiry in the following questions:

Чи *є* *↗* у вас брат?

Do you **have** a brother?

У вас *↗* є брат?

You **have** a brother?

У нього *є* *↗* олівець?

Does he **have** a pencil?

У тебе **болить** голова *↗*?

You **have** a **headache**?



4. **Competency:** To identify daily routines of the host family.  
**Situation:** At the home of the host family.  
**Roles:** John Baker (PCV) and his friend Petro Skrypnyk.

- JB – Петре, що ви будете робити завтра?  
 PS – Будемо довго спати вранці, потім підемо із сином до зоопарку, а ввечері будемо дивитися телепрограму.  
 JB – Чи ви завжди кудись ходите в неділю?  
 PS – Переважно так. Ми не любимо сидіти вдома.

### VOCABULARY

завтра	tomorrow
•	•
довго	long (= for a long time); here: late
спати, вони сплять (I)	to sleep
вранці / уранці	in the morning
потім	then, afterward, later
піти, вони підуть (P) unidirectional	to go
із / з (+ instr. of accompaniment)	with
сином = instrumental of <i>син</i>	son
зоопарку (m) genitive	zoological gardens [zoo]
ввечері / увечері	in the evening
дивитися, вони дивляться (I)	to watch, to look
телепрограму = accusative (f)	TV program, TV broadcast
•	•
завжди	always
кудись	[to] somewhere (a direction)
в (+ accusative)	on
неділю = accusative of <i>неділя</i> (f)	Sunday
•	•
переважно	as a rule
так	yes
любити, вони люблять (I)	to like (in reference to actions, or objects); to love (in reference to people)
сидіти, вони сидять (I)	to sit
вд'яма / уд'яма	at home
•	•

## GRAMMAR AND VOCABULARY EXPLANATION

(1) Imperfective verbs have two forms of future tense. One of them, the so-called compound form, is illustrated in this competency. This form combines the future tense of *бути* ('to be') with the infinitive of the verb:

Що ви будете робити завтра?

What will you be doing tomorrow?

Будемо довго спати...

We will sleep late...

Будемо дивитися телепрограму.

We will watch a TV program.

In these situations what is being emphasized is the process, the activity itself.

(2) *Підемо із сином до зоопарку* ('We will go to the zoo with our son'). *Піти́, вони пі́дуть* is yet another perfective form of the unidirectional verb *йти́* ('to go'). Its prefix *п-* emphasizes the act of going, of setting out. To appreciate the difference between *піти́* and its imperfective counterpart *йти́*, compare these sentences:

Р. Вони пі́дуть до зоопарку.

They will go to the zoo.

І. Вони б́удуть довго йти́.

They are going to walk for a long time.

As we can see, the imperfective emphasizes process (rather than result) and, thus, lends itself to descriptions of the 'manner of going', not the 'going' itself.

(3) Multidirectional verbs emphasize habitual or repetitive motion rather than a destination or goal. Thus, they are employed to express generalizations: *Чи ви завжди куді́сь ходите в неділю?* ('Do you always go somewhere on Sunday?'). Such verbs also serve to communicate a round-trip: *Сьогодні ми з сином ході́ли до зоопарку* ('Today we went with our son to the zoo' [= now we are back at home]).

(4) The construction *у/ в* + the name of a day in its accusative form serves to signal when an activity took place or will take place:

У неділю ми диві́лися телепрограму.

On Sunday we watched a TV program.

У понеділок б́удемо працюва́ти.

On Monday we will work.

## SPELLING NOTE

The verbs *робі́ти*, *вони робля́ть* ('to work'), *любі́ти*, *вони любля́ть* ('to like,' 'to love'), and *диві́тися*, *вони дивля́ться* ('to look', 'to watch') are slightly irregular in the present tense. Their stem-final consonant, a soft *-л*, appears only in the first-person singular and third-person plural:

(я)	роблю́ /	люблю́ /	дивлю́ся
(ти)	роби́ш /	люби́ш /	диви́си́ся
(він, вона, воно)	роби́ть /	люби́ть /	диви́ться
(ми)	роби́мо /	люби́мо /	диви́мося
(ви)	роби́те /	люби́те /	диви́теся
(вони)	робля́ть /	любля́ть /	дивля́ться

This pattern applies to all *-ать* verbs whose stems end in one of the labial consonants (*-б, -в, -п, -м, -ф*).



And now... a futurist poem:

<i>„Сім”</i>	<i>“Seven”</i>
<i>Понеділок</i>	<i>Monday</i>
<i>Вівторок</i>	<i>Tuesday</i>
<i>Середа</i>	<i>Wednesday</i>
<i>Четвер</i>	<i>Thursday</i>
<i>П'ятниця</i>	<i>Friday</i>
<i>Субота</i>	<i>Saturday</i>
<i>Неділя</i>	<i>Sunday</i>

*Михайль Семенко*  
*Київ, 2-XII-1922*


*Mykhail' Semenko (1892-1937) was the leader of Ukrainian futurist poets. He was executed by firing squad. Like numerous other Ukrainian artists and writers, he fell victim to Stalin's terror.*



## TOPIC 4

*FOOD*

*ЇЖА*



Jacques Hnizdovsky, *Onion String*, 1976.

### **CULTURE NOTE: FOOD, TRADITION AND THE ECONOMY**

#### **COMPETENCIES:**

1. To order food in a restaurant.
2. To ask about the most popular food items.
3. To describe one's own likes in food.
4. To raise a toast and describe one's own likes and dislikes in beverages.



## FOOD, TRADITION, AND THE ECONOMY

Ukrainian cuisine, like the Ukrainian language, belongs to a larger Slavic family. Thus, for example, the well known beet soup *борщ* (borscht) has numerous regional variants in Ukraine. The stuffed dumplings, which Americans call by their Polish name pierogi, are a longstanding tradition in Ukraine, where they are called *вареники* (varenyky), a name which suggests the verb *варіти* ('to cook'). On the other hand, open-faced baked pastries with fruit filling are called *пирогі* (pyrohy). A popular appetizer made of baked dough and stuffed either with sour cabbage, meat, mushrooms, or cheese is called *пиріжок* (pyrizhok = 'little pyrih') and *пиріжкі* in the plural. Special Ukrainian ritual breads — for weddings (*корові́й* korovai), for Christmas (*ка́лч* kalach), and for Easter (*па́ска* paska; and *ба́ба* baba) — are very sophisticated in appearance and taste.

The rich cooking traditions of past centuries were eroded in the twentieth century. Ukraine, at one time the breadbasket of Europe, was depleted economically as a colonial entity. The pauperization of Ukrainians as a whole and, especially, the devastating exploitation of the peasantry by the Russian and the Soviet Empires, have left their mark on Ukrainian cuisine.

Under ideal conditions, Ukrainian cooking today is quite varied, though by Western standards, Ukrainian meals have a high fat content. With little access to oriental markets, the national cuisine utilizes very few spices. The most popular flavoring agents are onion, garlic, black pepper, bay leaves, dill and parsley. Favorite dishes include, in addition to borscht, stuffed-cabbage leaves — *золубці* (holubtsi), and varenyky. Bread in Ukraine is a favorite component of most meals. The bread preferred by Ukrainians is dark-rye (*чорний житній хліб*).

Ukrainians try to have three meals a day. For breakfast — *сніда́нок* (snidanok), among the items typically served are: *яйца* — eggs; sandwiches — *бутерброди* (buterbrody); oatmeal porridge — *вівсяна каша* (vivsiana kasha); milk — *молоко́*; tea — *чай*, and coffee — *ка́ва*. In urban centers, such as Kiev and L'viv, coffee houses serve a very strong and aromatic beverage akin to Turkish coffee.

For lunch — *обі́д* (obid), the first course is usually soup; the preferred second course is a meat dish with a variety of garnishes. Meat dishes vary from ground patties, *котлети*, to stewed whole meat — *тушкба́не м'ясо*, to roasts — *печені*. Today, unfortunately, antique recipes for various sausages — *ковбаси* (kovbasy), patés (*паштети*), and smoked meats do not find good interpretation in Ukraine. It is easier to find a delicious *ковбаса́* in the Ukrainian meat markets of Chicago or New York than in Kiev or L'viv.

At lunch time, common alternatives to meat dishes include cheese pyrohy, varenyky or potatoes. In fact, nowadays, potatoes are the staple of the Ukrainian diet. The third part of the

meal is a dessert which may be a stewed-fruit compote or a *кисіль* (kysil' — a gelatinous concoction made of farina, fruit juice and sugar). Lunch tends to be the main meal and is served between 1:00 and 2:00 PM.

Dinner — *вечеря* (vecheria) is served between 6:00 and 8:00 PM. It is usually a simple hot dish, followed by tea or sour milk — *кисле молоко*. Many working people find it difficult to have their main meal at lunch time; thus they eat *обід* in the evening.

There are very few ready-to-cook items available on the market. This increases the burden placed on women who as a rule are in charge of meal preparation. Given the economic situation today, obtaining food and preparing a meal are not simple tasks. Hard-to-find items include such staples as butter, fish, and fruits. Prices are constantly on the rise. Although the principles of a market economy have been officially proclaimed, the government still subsidizes main food items, in order to secure for the average citizen a minimum standard of living.

Feeding the Ukrainian family today is an ordeal, demanding much time and effort. High quality produce is available in private markets (*базар*), but prices there are so high that only those with foreign currency can afford them. Bargaining (*торгувати*) is an acceptable practice, but today most people follow the principle "If it's expensive, don't take it." The rural garden plots cultivated by urban dwellers help to combat the high prices of market vegetables and fruits. As a consequence, marinating and pickling are necessary activities in the early fall. Most Ukrainians hail from rural areas and still have relatives in the villages. It becomes a matter of survival to maintain a friendly economic liaison with these relatives.

There are many restaurants in urban centers, but most people lack the foreign currency necessary to afford them. The practice of celebrating birthdays in a restaurant is a thing of the past. The menu selection in Soviet restaurants was always quite limited; today it is even more so. On the other hand, Soviet-style rudeness on the part of waiters continues to be on the menu.

The economic crisis has also closed many state-owned dining halls and coffee houses where meals used to be less expensive. At present, private charities are establishing dining halls with free meals for the indigent.

Many businesses, factories, schools and other institutions run their own dining halls (*їдальні, буфети*). There are many coffee-and-dessert shops (*кафє-кондитерські*), dessert bars (*десерт-бари*), and simple 'run-in—run-out' (*забігайлівки*) establishments. Cooperative and private restaurants are on the rise, but they are expensive for the local population.

Visitors to Ukraine invariably encounter a paradoxical state of affairs. While state-owned food shops are almost empty and Ukrainian citizens complain about the difficulty of obtaining food, a guest will be met, more often than not, quite hospitably and treated to a lavish

meal. Ukrainians have great skills for finding whatever is necessary for a special occasion. Whenever the need arises to entertain a guest or to celebrate a special family occasion, they will harness their network of friends and acquaintances to obtain necessary foods, and will also spend much time standing in long lines. After all, socializing Ukrainian style is highly oriented toward food. The American tradition of serving only snacks at a social gathering would not go over well with Ukrainians, who take pride in being generous hosts. The ancient concept that God enters the household with every guest is responsible in part for this attitude.

At informal gatherings among close acquaintances and friends it is acceptable to serve canapé sandwiches (*кананкі*), and non-alcoholic beverages such as juices and mineral water, if obtainable. At more formal gatherings or celebrations, a great variety of appetizers (*закуски*) are served. It is quite easy to be totally satiated before the actual meal begins. The raising of elaborate toasts accompanied and the clinking of glasses is a longstanding custom. When clinking glasses, it is good manners to look in the eyes of the other person. It is most impolite not to take a sip after a toast has been raised and the glasses have been clinked. All this is part of an elaborate way of sealing friendships.



1. **Competency:** To order food in a restaurant.  
**Situation:** At the restaurant.  
**Roles:** John Baker (PCV) and waiter (*офіціант*).

- W. – Добрий день. Що ви будете замовляти?  
 JB – А що ви рекомендуєте?  
 W. – Сьогодні ми маємо добрий грибний суп, біфштекс, фаршировану рибу, салат зі свіжих огірків і помідорів.  
 JB – А борщ у вас є?  
 W. – Так, є.  
 JB – Тоді я візьму салат на закуску, борщ на перше і біфштекс на друге.  
 W. – Що будете пити?  
 JB – Мінеральну воду і каву, будь ласка.  
 W. – Мінеральної води немає.

**VOCABULARY:**

замовляти, вони замовляють (I)	to place an order, to order
•	•
рекомендувати, вони рекомендують (I)	to recommend
•	•
грибний (m)	mushroom (adjective)
суп (m)	soup
біфштекс (m)	steak
фарширований (m)	stuffed
риба (f)	fish
салат (m)	salad
зі (+ genitive)	made from / with; made out of
свіжих = genitive of <i>свіжі</i> (pl)	fresh
огірків = genitive of <i>огірки</i> (pl)	cucumbers
помідорів = genitive of <i>помідори</i> (pl)	tomatoes
борщ (m)	borscht
•	•
тоді	then / in that case
на (+ acc.) закуску (f)	as an appetizer
на (+ acc.) перше (n)	as a first [course]
на (+ acc.) друге (n)	as a second [course]
•	•

п'їти, вони п'ють (I)	to drink
мїнеральну (f)	mineral (adjective)
вбду (f), водї = genitive	water
каву (f)	coffee
•	•
мїнеральної = genitive (f)	mineral
немає = negative form of verb є	there is no / there are no
•	•

### GRAMMAR AND VOCABULARY EXPLANATION

(1) The preposition *зі* (and its alternate spellings: *з* / *із*) varies in meaning. When it governs the genitive form of nouns designating a substance or some organic entity, *зі* signals the concept 'made out of' or 'made with':

Салат зі свіжих огірків і помідорів...  
Salad made out of fresh cucumbers and tomatoes...

The genitive form of all plural masculine nouns is *-ів*.  
The genitive plural of all modifiers (masculine, feminine, neuter) ends in *-их*.

(2) As we saw in other competencies, the meaning of the preposition *на* varies in accordance with the case it governs: *на урок* [accusative] = **to** class; *на сторінці* [locative] = **on** the page. In this competency *на* is followed by names of meals and the order of courses stated in the accusative. In such cases, the preposition means 'as' or 'for'. See, for example:

на закуску (f)	as an appetizer
на десерт (m)	as dessert
на перше (n)	as a first [course]
на друге	as a second [course]
на сніданок (m)	for breakfast
на обід (m)	for lunch
на вечерю (f)	for dinner

(3) As we know, *є* — the present tense of *бути* ('to be') — is expressed only when possession, presence, or availability are indicated:

У нього є брат і сестра.

He has a brother and a sister.

У них є добра книжка про Київ.

They have a good book about Kiev.

У нас є мінеральна вода.

We have mineral water.

When it is necessary to indicate absence, lack, or unavailability, the verb *є* must be negated. Its negative form is *немає*. Absent, missing, or unavailable subjects and objects must be expressed in the genitive case:

Мінеральної води немає.

There is no mineral water.

У нас немає мінеральної води

We have no mineral water.

As these examples illustrate, the genitive form of all hard-stem feminine nouns ends in *-и*. The genitive form of all feminine modifiers ends in *-ої*.



2. **Competency:** To ask about most popular food items.  
**Situation:** At the home of the host family.  
**Roles:** John Baker (PCV) and his friend Petro Skrypnyk.

- JB – Петре, які твої улюблені страви?  
 PS – Передусім борщ, а також вареники.  
 JB – Здається, вареники – дуже популярна у вас страва?  
 PS – Так, вони бувають з м'ясом, картоплею, з грибами ... А на десерт вареники бувають з вишнями або чорницями.

## VOCABULARY:

які? (pl) of <i>якій, яка, яке</i>	what kind?, which?
улюблені (pl)	favorite
страви (pl) of <i>страва</i> (f)	dishes; <i>dish</i>
•	•
передусім	first of all; above all
також	also
вареники (pl)	cooked dumplings
•	•
здається = 3rd. person singular of <i>здаватися, вони здаються</i> (I)	it seems
популярна (f)	to appear, to seem
у вас	popular
•	here: among you; among your people
•	•
бувати, вони бувають (I)	to be sometimes; to be at times
із (+ instrumental)	with
сіром = instr. of <i>сир</i> (m)	cheese
м'ясом = instr. of <i>м'ясо</i> (m)	meat
картоплею = instr. of <i>картопля</i> (f)	potatoes (a collective noun)
грибами = instr. of <i>гриби</i> (pl)	mushrooms
вишнями = instr. of <i>вишні</i> (pl)	sour cherries
чорницями = instr. of <i>чорниці</i> (pl)	blueberries (bilberries)
•	•

## GRAMMAR AND VOCABULARY EXPLANATION

(1) *Які твої улюблені страви?* is the idiomatic equivalent of 'What are your favorite dishes?'

In this interrogative sentence, the subject *твої улюблені страви* is plural. Therefore the interrogative pronoun referring to it must be plural: *Які?* When only one dish is the subject of the question, the interrogative pronoun agrees with *страва*, a feminine singular noun: *Яка твоя улюблена страва?* ('What is your favorite dish?').

(2) The verb *бувати, вони бувають* is a variant of the verb 'to be'. However, it communicates the idea of 'being at times' or 'being sometime'. Unlike *бути*, which has only one form in the present tense (*є*), this verb has three singular (*буваю, буваєш, буває*) and three plural forms (*буваємо, буваєте, бувають*).

In this competency, *бувають* is employed to indicate that varenky can be of different kinds. At times they are filled with meat and, at other times, with potatoes or mushrooms. And for dessert (*на десерт*), they are at times filled with sour cherries and, at others, with blueberries.

(3) The instrumental of accompaniment may be used to indicate types of fillings:

вареники з м'ясом	(m)	meat varenky
вареники з картоплею	(f)	potato varenky

[In the instrumental all hard-stem *-a*-type feminine-singular nouns end *-ою*; but soft-stem *-a*-type feminine-singular nouns end in *-єю*]

вареники з грибами	(m) plural	mushroom varenky
вареники з вишнями	(f) plural	sour-cherry varenky

The instrumental of all plural nouns (regardless of gender) ends in *-ами* (soft stems in *-ями*)

## SPELLING NOTE

(1) In the third-person singular, all *-уть + ся* verbs differ from other *-уть* verbs. Instead of the expected *-е* ending, they end in *-еть + ся*. Compare *здаватися, вони здаються* (I) — 'to appear,' 'to seem' — and *зіпсуватися, вони зіпсуються* (P) — 'to break down' — with *розуміти, вони розуміють* (I) — 'to understand':



Що я буду робити, коли мій годинник зіпсується?  
What I will do when my watch breaks down?

Мені здається, що Джон тепер усе розуміє.  
to me It seems that John now everything understands.

☺ ☺ ☺

3. **Competency:** To describe one's own likes in food.  
**Situation:** At the home of the host family.  
**Roles:** John Baker and his friend Petro Skrypnyk.

PS – Джоне, давай поговоримо про американські страви. Що, наприклад, ти їси вдома?

JВ – Я дуже люблю китайську та італійську кухню, зокрема смажений рис і піццу. Удома часто готую ростбіф і омлети. А в мамі люблю їсти традиційний американський пиріг з яблуками. Вона пече найкращий у світі!

**VOCABULARY:**

**Давай поговоримо!**

давати, вони дають (I)

поговорити, вони поговорять (P)

американські (pl)

наприклад [never declines]

їсти, вони їдять (I)

•

китайська (f)

та

італійська (f)

кухня (f)

зокрема

смажений (m)

рис (m)

піцца (f)

готувати, вони готують (I)

ростбіф (m)

омлети (pl)

мама = genitive of *мама* (f)

традиційний (m)

американський (m)

пиріг (m)

яблука (pl)

пекти, вони печуть (I)

найкращий (m)

у (+ locative)

світі = locative of *світ* (m)

•

**Let's (have a) talk! Let's discuss**  
to let, to give

to have a talk; to talk for a while

American

for example

to eat

•

Chinese (adjective)

and (conjunction, alternate of *i*)

Italian

cuisine; kitchen

especially

fried (participle has m. f.n. and pl. forms)

rice

pizza

to prepare; to cook

roast beef

omelets

Mom

traditional (adjective)

American

baked tart; baked pastry; here: pie

apples

to bake

the best

in

world

•

## GRAMMAR AND VOCABULARY EXPLANATION

(1) The phrase *про американські страви* means 'about American dishes'.

The preposition *про* always takes the accusative and always means 'about'. The accusative form of all plural nouns (masculine, feminine, neuter) that designate inanimate entities is exactly like the nominative. The accusative of all masculine inanimate nouns, all neuter nouns, and feminine nouns that are not *-а* -type is also exactly like the nominative.

(2) The verb *їсти, вони їдять* ('to eat') is irregular. Its present-tense forms are:

їм	I eat
їсі	you eat
їсть	he / she / it eats
їмо́	we eat
їсте́	you eat
їдять	they eat

When only the substance is specified, this verb will take direct objects in the accusative:

Люблю їсти традиційний американський пиріг.  
I like to eat traditional American pie.

(3) In Ukrainian, like in English, some adjectives have a different stem when expressed in the comparative and superlative form. For example:

добрий (-а, -е); добрі	= good
кращий (-а, -е); кращі	= better
найкращий (-а, -е) найкращі	= the best

## PRONUNCIATION NOTE

The present tense of the verb *пити, вони п'ють* ('to drink') is spelled with an apostrophe:

п'ю	I drink	п'ємо́	we drink
п'еш	you (sg.) drink	п'ете́	you drink
п'є	he / she / it drinks	п'ють	they drink

The apostrophe (*анόστροφ*) serves as a 'symbol of hardness' (*μαεργύη знак*). In this case, it indicates that the consonant *n* undergoes a certain hardening, despite the fact that it is followed by a jotized vowel. This phenomenon frequently occurs when the labial consonants *β*, *μ*, *φ* and *ν* are followed by a jotized vowel. Such hardening of labial consonants, however, should not cause any special pronunciation problems. The spelling convention will allow the student to recognize the phenomenon.



4. **Competency:** To raise a toast and describe one's own likes and dislikes in beverages.  
**Situation:** At the home of the host family.  
**Roles:** John Baker and his friend Petro Skrypnyk.

- PS – За твоє здоров'я!  
 JB – Дякую. Мені смакує це вино...  
 PS – Правда, воно смачне. А які напої подають у вас до столу?  
 JB – Вино, пиво... Пива не люблю. Я найбільше люблю віски з содовою водою. П'ю багато соків і мінеральної води.

## VOCABULARY:

**За твоє здоров'я!**

твоє (n)  
 здоров'я (n)

•

смакувати, вони смакують (I)  
 good'

винó (n)

•

п'ра́вда (f) = elliptical form of *це пра́вда*.  
 смачне́ (n)

напо́ї (pl) of *напíю* (m)

подава́ти до стóлу (idiomatic phrase)

подава́ти, вони подають (I)

стóлу = special genitive of *стíл* (m)

•

пíва = genitive of *пíво* (m)

найбі́льше

віски (m) does not decline

со́довою = instr. of *со́дова* (f)

ба́гато (+ genitive)

со́ків = genitive of *со́ки* (pl); *сік* (m)

•

**To your health!**

your  
 health

•

to taste [e.g., 'the food / drink tastes

wine

•

truth / here: **It's true**

tasty

drinks; beverages

'to serve [food, beverages]'

to serve; to give

table

•

beer

the most

whisky

soda [adjective, as in **soda water**]

a lot / many types

juices

•

## GRAMMAR AND VOCABULARY EXPLANATION

(1) When expressing the idea 'to like' in reference to a specific food item or a beverage, the person liking is in the *dative case*. The object of the liking (i.e., the substance that is tasty) acts as the subject of the sentence and is, therefore, in the *nominative case*:

<i>Мені</i>	смакує	<b>це вино.</b>	= I like this wine.
literally: <i>To me</i>	tastes good	<b>this wine.</b>	

When the substance represents a plural entity, the verb must also be in the plural:

<i>Йому</i> смакують ці вина.	= He likes these wines.
<i>Їй</i> смакують ці вареники.	= She likes these varenyky.

(2) General likes in food and beverages may be expressed with the verb *любити* and the substance liked in the accusative:

Дуже любію пиво	I like beer.
Марко любить вареники.	Marko likes varenyky.

Consequently, general dislikes in food and beverages may be expressed with the negation of the verb *любити* and the substance disliked in the genitive:

<b>Пива</b> не любію.	I don't like <b>beer</b> . [as a rule]
Марко не любить <b>вареників</b> .	Marko doesn't like <b>varenyky</b> [as a rule]

The direct effect of negated verbs on an object is almost always expressed in the genitive.

(3) In Ukrainian, like in English, some adverbs have a different stem when expressed in the comparative and superlative form. For example:

багато	= a lot, many
більше	= more
найбільше	= the most

(4) The verb *пити*, *вони п'ють* ('to drink') — just as the verb *їсти*, *вони їдять* ('to eat') — will take direct objects in the accusative, when only the substance is specified.

However, when the quantity of the substance is signaled in one way or another, the object is always expressed in the genitive. This structure is easy to recognize when a quantifying adverb is explicitly stated:

Я п'ю багато соків і мінеральної води. I drink a lot of juices and mineral water.  
Я їм багато м'яса. I eat a lot of meat.



*Чим багаті, тим і раді.*

*Whatever we have we are happy to share.*

*An invitation to begin eating.*

## GETTING FROM ONE PLACE TO ANOTHER

Large cities in Ukraine are divided into administrative regions, each with its own subdivisions. In Kiev, which is one thousand years old, numerous subdivisions have retained their antique names, even though the architectural constructs and settlements standing there now are rather new. Subdivisions such as Darnytsia, Rusanivka, Obolon', Troieshschyna, Vynohradar and Nyvky bear the names of settlements recorded long ago in Medieval Ukrainian chronicles. The river Dnipro divides the ancient capital and Ukraine itself into a Right Bank and a Left Bank.

City streets in Ukraine bear the names of important individuals. Today many historical names are being returned to the city registers, thus rejecting the intrusion of newcomers who frequently sought to displace or destroy Ukrainian historical memory. Everything now is in the process of change. Thus, when trying to locate a specific address, it helps to inquire whether the street name in question has been recently restored or changed. Information kiosks labeled *Довідкове бюро*, located on the more prominent city streets, will assist visitors with such questions and provide information concerning the best means of getting there. Passengers and drivers of trolley buses and buses will also gladly assist you.

Public transportation in Ukraine includes buses, trolley buses, tramcars and taxis. Kiev and Kharkiv also have their own subway system called *Метрo*. Lately the cost of a ride has risen to fifty kopeks, and prices continue to rise. Tickets (*квитки*) may not be purchased on the bus, trolley bus or tram. These have to be bought in special kiosks located near more prominent stops. Upon entering the bus or trolley, each passenger needs to cancel the fare voucher (*талон*) by punching it in a machine called *компостувати талон*. If you happen to be standing (or sitting) near one of these machines, other passengers may pass you their *талон* for cancellation.

Lately the energy crisis in Ukraine has placed limits on public transportation services. With fewer vehicles in the fleet, waits are longer, and during rush hour (*години пік*), all means of public transport tend to be overcrowded. The most efficient mode of transportation is the subway, the transport of choice whenever possible.

In Kiev a taxi must be ordered at the latest six to eight hours before the ride is needed, and late at night getting a cab is close to impossible. Besides "official" taxis, many people with cars earn extra money by picking up passengers. Such cabbies may be hailed on the street. Taxi rides are rather expensive, and upon recognizing a foreigner, drivers will invariably ask for foreign currency. Given the high rate of exchange for the American dollar, it makes sense to establish the cost of a ride before embarking on a trip. Many drivers will also accept one or more packs of foreign-made cigarettes.



Inter-city communications include bus lines, trains and airplanes. In Kiev there are several inter-city bus stations. The schedule of trains is fairly regular. It is possible to get to most Ukrainian cities by rail. The longest ride will last all night and one morning. Train tickets may be bought at the train station (*вокзал*) or at special outlets called *каси попереднього продажу*. Settlements along the Dnipro river may be reached by cutter boat (*катер*) and motor boat (*меллохід*). Air service connects Kiev with most Ukrainian cities and with centers of the former Soviet Union. Today more and more Western countries are establishing direct links with the Ukrainian international airport at Boryspil', located on the outskirts of the capital.



1. **Competency:** To obtain an address.  
**Situation:** Telephone conversation.  
**Roles:** John Baker (PCV) and his acquaintance Olena Kravchenko.

- JB – Олено, як краще до вас дістатися?  
 ОК – Спочатку треба їхати метро до станції «Дніпро», а потім пересісти на трамвай номер 21 і їхати до зупинки «Русанівка».  
 JB – Як довго це триватиме?  
 ОК – Приблизно півгодини.

### VOCABULARY:

<b>Як?</b>	<b>How ?</b>
дістатися, вони дістануться (P)	to reach a place
•	•
спочатку	first [firstly]; first of all
треба їхати метро	one needs to go by subway
їхати, вони їдуть (I) unidirectional	to go [by vehicle]; to travel
метро (n) instrumental	subway [does not decline]
станції = genitive of <i>ста́нція</i> (f)	station
Дніпро (m)	subway station "Dnipro" [name of the river Dnipro]
потім	then; later; subsequently
пересісти, вони пересядуть (P) +	to transfer / to change seats
на (+ accusative)	to
трамвай (m)	tramcar
номер (m)	number
двадцять один	twenty one
зупинки = genitive (f)	bus stop; tramcar stop; subway stop
Русанівка (f) [an area of Kiev]	tramcar stop "Rusanivka"
•	•
це	this
тривати, вони тривають (I)	to last; to endure
•	•
приблизно (+ accusative)	approximately; almost
півгодини [never declines]	half an hour

## GRAMMAR AND VOCABULARY EXPLANATION

(1) *до вас* is the idiomatic equivalent of 'to your place.' The preposition *до* followed by a personal pronoun or a person's name in its genitive form, signals a motion 'to /toward' that individual's place:

Заходьте до мене!	Come to my place!
Джоне, Петро йде до тебе.	John, Petro is on his way to your place.
Завтра підемо до Олени Кравченко.	Tomorrow we will go to Olena Kravchenko's.

(2) Like *йти, вони йдуть*, the verb of motion *їхати, вони їдуть* means 'to go', and is imperfective and unidirectional. The former, however, implies 'walking' or a set route traversed by a vehicle. The latter signals motion by means of some vehicle. Compare: *Треба йти пішки* ('One needs to go on foot') or *Тут йде автобус* ('The bus runs here') with:

Треба <b>їхати</b> метро.	One needs to go by subway.
Треба <b>їхати</b> автобусом.	One needs to go by bus.
Треба <b>їхати</b> трамваєм.	One needs to go by tramcar.

(3) Among its various uses, the instrumental case serves to signal the means by which an action is carried out (e.g. to write *with a pencil*) or the mode of transportation (e.g. to go *by bus*). For example: *їхати автобусом* ('to go by bus'); *трамваєм* ('by tramcar'); *машіною* ('by car'); *метро* ('by subway') etc. The instrumental of means never uses any prepositions. Compare:

Ми ідемо з Джоном.	We are going [travelling] <i>with John</i> . [accompaniment]
Він ішов з Василем.	He was walking <i>with Vasyl</i> . [accompaniment]
Ми ідемо автобусом.	We are going <b>by bus</b> . [transportation]
Він писав олівцем.	He was writing <b>with a pencil</b> . [means]

(4) *Як довго це триватиме?* ('How long will this take / last?'). This sentence illustrates the *м*- form of the imperfective future. Consisting of the verb's *infinitive + м + the present tense endings (-у, -еш, -е, -емо, -ете, -уть)*, this construction is equivalent in meaning to the compound future. Both forms of imperfective future have exactly the same meaning. Compare:

триватиму	I will last	буду тривати
триватимеш	you will last	будеш тривати
триватиме	he / she / it will last	буде тривати

триватимемо	we will last	будемо тривати
триватимете	you will last	будете тривати
триватимуть	they will last	будуть тривати

### SPELLING AND PRONUNCIATION NOTE

До стáнції	To the station.
До акадéмії	To the academy.
До Натáлії.	To Natalia's place.
До Віктóрії.	To Victoria's.
До Марії	To Maria's.

Like all soft-stem feminine nouns, nouns such as *стáнція*, *акадéмія*, *Натáлія*, *Віктóрія* and *Марія* will take an *-i* ending in the genitive case. Because the stem final consonant of these nouns is *-й*, their genitive ending is actually spelled *-ї*. (For example: *стáнція* minus *a* becomes *стáнцій* + *ї* = *стáнції*.)

The *-ї* ending represents a vowel that sounds close to 'y. e.' It is not as difficult to pronounce as the consonantal glide in *-ій*, which we saw earlier in the phrase *на п'ятій сторінці* ('on the fifth page').

However, the position of the stress in such words plays an important role in their pronunciation. For example, the name *Марія* bears a stress on the second to the last syllable. Thus, in both the nominative and genitive forms, there is a clear boundary between each syllable:

Ма - рі - я	MA — REE — YA
Ма - рі - ї	MA — REE — YEE

☺ ☺ ☺

2. **Competency:** To determine the destination of a bus and the best means of transportation to a designated address.  
**Situation:** At the bus depot.  
**Roles:** John Baker (PCV) and another commuter (*пасажир*).

- JB – Рубачте, куди йде цей автобус?  
 с. – До автовокзалу. А вам куди треба?  
 JB – До бульвару Шевченка.  
 с. – Тоді вам краще сісти на тролейбус номер 12 (дванадцять).

**VOCABULARY:**

куди? [direction, never location]	where?
йде цей автобус (m)	is this bus going [next]
•	•
автовокзалу = genitive of автовокзал (m)	bus depot; bus station
•	•
бульвару = genitive of бульвар (m)	Shevchenko Boulevard
Шевченка = genitive of Шевченко	•
•	•
тоді	then
вам = dative of ви	for you
краще	[it is] better
сісти, вони сядуть (P)	to take; to sit down
+ на (+ accusative)	
тролейбус (m)	trolley bus
дванадцять	twelve
•	•

**GRAMMAR AND VOCABULARY EXPLANATION**

(1) In Ukrainian there are two words for 'where?': *Куди?* and *Де?*

*Куди?* is used whenever direction is the focal point of the inquiry. It always implies a verb of motion and a direction, unlike *де?* which inquires about a location. (The difference between *де?* and *куди?* is akin to that between 'where?' and archaic English 'whither?')

(2) John Baker wants to know where specifically the bus is going next. For this reason he selects the unidirectional imperfective verb of motion *іти, вони йдуть* ('to go'): *Куді йде цей автобус?* ('Where is this bus going [next]?').

(3) You have seen that the genitive case is frequently used to signal possession. Another prominent application of the genitive is to indicate some type of attribute. Thus, for example, in the phrase *бульвар Шевченка* (= 'Shevchenko Boulevard'; literally: Shevchenko's Boulevard), the genitive signals that the boulevard is named after Taras Shevchenko, a famous poet of the nineteenth century. (The same pattern is observed whenever streets, institutions, theatres, operas are named after an individual.) The genitive form of all masculine animate nouns ends in *-а*.

(4) In Ukrainian the most idiomatic way of saying 'to take the trolley', 'to take the bus', and 'to take the train' is *сісти на тролейбус, сісти на автобус, and сісти на пбїзд*.

The Ukrainian equivalents of the verb 'to take' (*брати, вони беруть* [I] and *узяти, вони візьмуть* [P]) are reserved for situations when someone or something can actually be taken with the hand, by the hand, or in one's arms.

### SENTENCE PATTERN AND GRAMMAR STRUCTURE

Вам краще сісти на тролейбус но. 12, а потім пересісти на трамвай но. 10.

for you It is better to take trolley bus № 12 and then to transfer to tramcar № 10.

☺ ☺ ☺

3. **Competency:** To buy tickets.  
**Situation:** At the trolley stop.  
**Roles:** John Baker and commuter waiting for trolley.

- JB – Скажіть, будь ласка, де я можу купити квитки на тролейбус?  
 с. – Он у тому кіоску. Бачите?  
 JB – Так, дякую. А скільки коштує квиток?  
 сс. – 50 (п'ятдесят) копійок. Краще купити книжку з 10 (десятьма) талонами на проїзд. Вам вистачить на кілька днів.  
 JB – Спасибі за пораду.  
 с. – І не забудьте закомпостувати талон у тролейбусі.

**VOCABULARY:**

скажіть = 2nd. pl. imperative of сказати, вони скажуть (P)	Tell [me]! to tell
могті, вони можуть (I)	to be able; can; may
купити, вони куплять (P)	to buy
квитки (pl)	tickets
на тролейбус	for the trolley
•	•
Он	over there
у тому кіоску = locative of той (m)	in that kiosk
кіоск (m)	that kiosk
бачити, вони бачать (I)	to see
•	•
коштувати, вони коштують (I)	to cost
•	•
п'ятдесят (+ genitive)	fifty
копійок = genitive of копійки (pl)	kopeks
книжка (f)	book
з десятьма талонами = instrumental of десять талони (pl)	with 10 [fare] vouchers ten vouchers
[на] проїзд (m)	fare; passage
вистачить = 3rd sg. (P)	it will suffice; it will be enough

на кілька [always governs genitive] днів = genitive of дні (pl)	for a few days
•	•
спасі́бі за (+ accusative) пора́ду = accusative (f)	thank you for [the] advice
•	•
не забу́дьте! забу́ти, вони забуду́ть (P) закомпостува́ти , вони закомпосту́ють (P)	Don't forget! to forget to punch through

### GRAMMAR AND VOCABULARY EXPLANATION

(1) The idiomatic phrases *квитки на тролéйбус* ('bus tickets') and *талони на проїзд* ('fare vouchers') employ the structure *на* + accusative. In such cases, the preposition *на* signals purpose, i.e., 'tickets for the bus'; 'vouchers for the fare'.

(2) *Он у тóму кі́бску* ('Over there in that kiosk'). Just like *ось*, the demonstrative particle *он* is used when pointing to people or objects. *Он*, however, points to a location further away from the speaker, rather than one close by. The counterpart of the pronoun *цей, ця, це / ці* ('this' / 'these') is *той, та, те / ті*, used for objects further away from the speaker.

(3) *Спасі́бі* is yet another, extremely popular way of saying 'Thank you'. Although it stems from the Ukrainian version of Church Slavonic, and it originally meant 'May God save you' (*Спасі́ Біг*), today *Спасі́бі* is as neutral in meaning as *Дякую*.

'Thank you for...' in Ukrainian always is: *Дякую за ...*; or *Спасі́бі за...* followed by the object of one's gratitude in the accusative case:

Спасі́бі за пора́ду.	Thank you for the advice.
Дякуємо за кни́жку.	We thank you for the book.

### SPELLING NOTES

(1) *Он у тóму кі́бску* ('Over there in that kiosk'). The locative form of *кі́бск* ends in *-у*. This is a typical pattern of all neuter and masculine inanimate nouns that have *к* as the final-stem consonant. Here are a few more examples:



Нью Йорк (m)	Тепер я в Нью Йорку. Now I'm in New York.
зоопарк (m)	Батько з сином завтра будуть у зоопарку. Tomorrow father and son will be in the zoo.
будинок (m)	Вона живе в цьому будинку. She lives in this building
ліжка (n)	Кіт спить на ліжку The cat is sleeping on the bed.

(2) All *-a* -type feminine nouns have a Ø ending in the genitive plural. Whenever the stem of a feminine *-a* -type noun ends in a cluster of consonants (for example, *копійк-*), it is necessary to break it up with the vowel *o* . Compare:

одна копійка = 1 kopek	дві копійки = 2 kopeks	50 копійок = 50 kopeks
одна книжка = 1 book	три книжки = 3 books	15 книжок = 15 books
одна жінка = 1 woman	чотири жінки = 4 women	5 жінок = 5 women

### PRONUNCIATION NOTE

(1) Note the changes in syllable organization that a word undergoes when it is declined:

ко - пії - ка	singular nominative
ко - пії - ки	singular genitive
ко - пії - ки	plural nominative
ко - пі - йок	plural genitive
книж - ка	singular nominative
книж - ки	singular genitive
книж - ки	plural nominative
кни - жок	plural genitive

Practice pronouncing each word, by clearly demarcating the boundary between each syllable.



4. **Competency:** To exit at the right stop.  
**Situation:** On the bus.  
**Roles:** John Baker (PCV) and passenger (*пасажир*).

JB – Мені потрібен універмаг «Україна». На якій зупинці мені зійти?  
 p. – На наступній.  
 JB – Тоді дозвольте пройти.  
 p. – Прошу.

### Vocabulary:

Мені потрібен універмаг потрібен (m) універмаг (m) = універсальний магазин «Україна» •	I need [to get to] the department store necessary (adjective) department store 'universal store' "Ukraine" [here, the store's name] •
На якій зупинці мені зійти? зійти, вони зійдуть (P) unidirectional •	At what stop do I [need to] get off? to get off •
на (+ locative) наступній (f) •	at the next •
пройти, вони пройдуть (P) unidirectional •	to pass; to get through •

### GRAMMAR AND VOCABULARY EXPLANATION

(1) The expression *мені потрібен* (colloquial for the more regular: *мені потрібний*) is synonymous to the already familiar dative construction *мені треба*. However, *потрібен* is an adjective and, unlike *треба*, must agree in gender and number with the word it modifies — in this case *універмаг*, which is masculine and singular.

(2) The question *На якій зупинці ...?* ('At what stop...?') concerns location and, thus, employs the locative case. By the same token, the reply *На наступній* ('At the next') must also be expressed in the locative.

(3) The question *На якій зупинці мені зійти?* is a shortcut of *На якій зупинці мені треба зійти?* ('At what stop do I need to get off?'). Here, the omitted *треба* presupposes the already familiar use of the dative.

(4) The addition of prefixes to the unidirectional imperfective verb of motion *йти, вони йдуть* will make it perfective and alter its meaning. In this competency we encounter two other prefixed forms of the verb: *зійти*, which means 'to get off', and *пройти*, which means 'to pass', 'to get through', or 'to walk across'.

### SENTENCE PATTERN AND GRAMMAR STRUCTURE

Їй	потрібен	універмаг. (m)
She	needs	the department store
Мені	потрібна	зупинка «Русанівка». (f)
I	need	the stop "Rusanivka."



5. Competency: To hire a taxi.  
 Situation: On a city street.  
 Roles: John Baker (PCV) and Taxi Driver (*таксист*).

- JB – Добрий день. Підвезете мене?  
 T. – Вам куди?  
 JB – На вокзал.  
 T. – Це коштуватиме сорок карбованців.  
 JB – Добре, домовились!

## VOCABULARY:

підвезті, вони підвезуть (P) unidirectional	to give a ride / give a lift
мене = accusative of я	me
•	•
вам куди [треба]?	where do you [need to go]?
•	•
[на] вокзал (m) accusative	to the train station
•	•
коштувати, вони коштують сорок (+ genitive) карбованців = genitive of карбованці (pl)	to cost forty rubles
•	•
добре	fine; OK
домовились	we have agreed!
домовитися, вони домовляться (P)	to agree; to reach an agreement
•	•

## GRAMMAR AND VOCABULARY EXPLANATION

(1) The verb *підвезти*, *вони підвезуть* ('to give a ride') is the perfective partner of the unidirectional *везти*, *вони везуть* ('to transport', 'to carry by vehicle'). Like all unidirectional verbs, both *підвезти* and *везти* emphasize reaching a destination.

(2) *На вокзал* ('To the train station'). In situations where destination or direction is being indicated, the preposition *на* governs the accusative case and means 'to'. Before we saw the use of the preposition *до* ('to') + genitive case also expressing destination or direction.

The choice between *на* and *до* depends on the destination itself. *На* precedes activities or events acting as destinations — for example: *на урок* ('to class'); *на концерт* ('to the concert'). *На* also serves to indicate such destinations as the train station (*на вокзал*), the bus station (*на станцію*), the post office (*на пошту*), the factory (*на завод*), etc.

*До*, on the other hand, precedes concrete places rather than events: *до класної кімнати* ('to the classroom'); *до залу* ('to the auditorium'). It will also point to cities (*до Києва* — 'to Kiev') and many other destinations.

There are no succinct rules explaining when to use *на*, as opposed to *до*. Their appropriate uses should be gradually memorized with each destination.

### SPELLING NOTES

(1) In the past tense, the masculine singular of the unidirectional verbs *підвезти* (P. 'to give a ride') and *везти* (I. 'to transport', 'to carry by vehicle') differ from the infinitive stem *вез* [-ти]:

Тоді Джон **віз** книжки до бібліотеки.

At that moment John **was taking** books [in a vehicle] to the library.

Іван **підвіз** мене до Наталії.

Ivan gave me a ride to Natalia's.

(2) All masculine singular nouns that end in *-ець* — for example *карбованець* ('ruble'), *олівець* ('pencil'), *українець* ('Ukrainian' [m.]) — lose the vowel *-e* when these nouns decline.

Це коштуватиме сорок карбованців.

This will cost forty rubles.

У мене немає олівця.

I don't have a pencil.

Джон знає того українця.

John knows that Ukrainian [man].



6. Competency: To ask for directions.  
 Situation: On a Kiev street.  
 Roles: Janet Baker (PCV) and a Ukrainian passer-by.

- JB – Скажіть, будь ласка, як називається ця вулиця?  
 р. – Це Хрещатик.  
 JB – А мені потрібна вулиця Кірова.  
 р. – Її перейменували на честь історика Михайла Грушевського. Пройдіть два квартали по Хрещатику, і біля готелю «Дніпро» зверніть праворуч. Це й буде вулиця Грушевського.  
 JB – Дуже дякую за інформацію.  
 р. – Всього вам доброго.

## VOCABULARY:

як називається	what is the name?
назива́тися, вони назива́ються (I)	to be called; to be named
ву́лиця (f)	street
•	•
Хреща́тик (m), Хреща́тику = locative	Khreshchatyk = the main street in Kiev
•	•
ву́лиця Кірова	Kirov Street
•	•
перейменува́ти, вони переймену́ють (P)	to rename
на (+ accusative)	in
честь (f)	honor
істо́рика = genitive of <i>істо́рик</i> (m)	of the historian
Миха́йла = genitive of <i>Миха́йло</i> (m),	Mykhailo ('Michael')
Груше́вського = genitive of	Hrushevs'ky (m) adjectival surname
<i>Груше́вський</i>	
пройди́ть, пройти́, вони про́йдуть (P)	here: walk
unidirectional	
два (m)	two
квартáли (pl)	blocks
по (+ locative)	on
біля [always governs genitive]	next [to], at
готе́лю = genitive of <i>готе́ль</i> (m)	the hotel
зверні́ть	turn
зверну́ти, вони зверну́ть (P)	

праворуч	to the right
Це й буде	This will be the very [street..]
•	•
інформацію = accusative (f)	information
Всього доброго = gen. of	[I wish] everything good
усе добре (n)	
вам	to you

## GRAMMAR AND VOCABULARY EXPLANATION

(1) The question *Як називається ця вулиця?* concerns the name of the street, and is the idiomatic equivalent of 'What street is this?'

(2) . . . *перейменували на честь історика Михайла Грушевського* ('. . . they renamed [it] in honor of the historian Mykhailo Hrushevs'ky'). Not all surnames in Ukrainian are constructed like nouns. Some surnames are constructed like adjectives and, therefore, have both a masculine and a feminine form. For example, *Грушевський* may be applied only to a man. A woman belonging to this family will be called *Грушевська* with her surname ending in *-a*, as do all feminine adjectives. Such surnames are always declined like adjectives. The genitive ending of all singular masculine (and neuter) modifiers is *-ого*:

Це вулиця Михайла Грушевського.	This is Mykhailo Hrushevs'ky Street.
Це вулиця Петра Чайковського.	This is Peter Chaikovsky Street.

We have seen that feminine modifiers take the ending *-ої* in the genitive (See Topic 4 [1]). Thus, women's surnames that are constructed like adjectives will be rendered as follows:

Це вулиця Ольги Кобилянської.	This is Olha Kobylians'ka Street.
Це вулиця Наталії Кобринської.	This is Natalia Kobryns'ka Street.

(3) The preposition *біля* ('next to'; 'near') always governs the genitive case: *біля готелю «Дніпро»* ('next to the hotel Dnipro').

In the genitive case some inanimate masculine nouns assume the ending *-а*, others the ending *-у*. There are no succinct rules regulating which nouns take one ending, and which take the other. For this reason, most dictionaries and vocabulary lists provide the genitive case of inanimate nouns.

## SENTENCE PATTERN AND GRAMMAR STRUCTURE

Це	шайба	Уейна	Грецького.
This is	puck	Wayne	Gretzky's.

☺ ☺ ☺

*Добрий вечір, дівчино, куди йдеш?  
Скажи ж мені правдоньку, де живеш?*

*Good evening, young maiden, where are you going?  
Tell me the truth, where do you live?*


*(Excerpted from a folk song)*



## TOPIC 6

### COMMUNICATIONS

### ЗВ'ЯЗОК



Jacques Haizdovsky, *Goose*, 1979.

#### **CULTURE NOTE: AN OUTDATED SYSTEM OF COMMUNICATIONS**

#### **COMPETENCIES:**

1. To get one's party on the line and to leave a message.
2. To make use of the inter-city telephone system.
3. To ask the operator for assistance.
4. To send a telegram.

## AN OUTDATED SYSTEM OF COMMUNICATIONS

The telephone system in Ukraine leaves much to be desired. It takes years or special bribes for a family to obtain a telephone. In rural areas there are far fewer telephones than in the cities. Behind all these problems lies an outmoded telephone technology and poor business management.

There are many public telephones on the streets of major cities. Unfortunately, many of them have fallen into disrepair or have been vandalized. Thus, it is preferable to call from home or from a neighbor's house. Using a neighbor's phone is standard practice in Ukraine. Telephone directories are few and far between, but it is possible to obtain a number by dialing the information service (*довідкова служба*) at 09.

Inter-city telephone communication is possible within Ukraine and the countries of the former Soviet Union, by dialling 8+ the city code+ the number. Calls overseas may be made from a private telephone or the post office. However, they are costly, require the assistance of an operator, and need to be ordered well ahead of time.

Fax telephones are slowly being introduced, but for the average citizen they are an unknown commodity.

There are three types of telegram messages: *проті* (simple); *термініві* (fast), and *блискавки* ('lightning speed'). They are handled at the *Телефон - телеграф* department of the post office. Telegram transmissions going outside Ukraine cost ten rubles per word.

Stamps issued by the Soviet Union are still in use, frequently supplemented with special stickers bearing Ukraine's emblem. The first series of Ukrainian postage has already appeared, and will soon replace all remaining Soviet stamps.

When sending packages abroad, including the United States, it will be necessary to inquire what rules concerning customs and packaging are in effect. All of these are currently changing, and guidelines formulated in 1991 or early 1992 may soon be out-dated.

Registered letters and packages addressed overseas are not handled in all post office branches. To send these, it is advisable to go directly to the appropriate department of the main post office (*Головпоштамт*).

1. **Competency:** To get one's party on the line and to leave a message.  
**Situation:** Telephone conversation.  
**Roles:** John Baker (PCV) reaches Mrs. Moroz, the mother of his friend Andriy.

- рМ – Алло!  
 JB – Добрий вечір, пані Мороз. Це Джон. Можна попросити до телефону Андрія?  
 рМ – На жаль, його немає вдома. А що йому переказати?  
 JB – Перекажіть, будь ласка, що я телефонував і хотів би з ним поговорити.  
 рМ – Перекажу обов'язково.  
 JB – Дуже дякую. Усього найкращого!

**VOCABULARY:**

Алло!	Helio! [telephone greeting]
•	•
пані Мороз	'Mrs. Moroz'
Це Джон	this is John [calling]
можна (+ infinitive)	may one?; is it possible?
попросити, попросять (P)	to ask; to request; to invite
телефону = genitive (m)	telephone
Андрія = accusative of Андрій	'Andrew'
на жаль	unfortunately
його = genitive of він	he
вдома	at home
переказати, вони перекажуть (P)	to tell / transmit communication; to retell
•	•
телефонувати, вони телефонують (I)	to telephone
хотів би	would like to (male speaker)
хотіти, вони хочуть (I)	to want; to wish
[з] ним = instrumental of він	with him
•	•
обов'язково	certainly / surely
•	•
Усього найкращого! = genitive of усе найкраще (n)	[I wish you] all the best!
•	•

## GRAMMAR AND VOCABULARY EXPLANATION

(1) *Це Джон* ('This is John'): We have seen that the demonstrative pronoun *це* serves to introduce or identify objects or individuals close to the speaker. In this competency, John Baker uses what appears to be a demonstrative pronoun but is really an *indeclinable particle* to introduce himself on the phone. Unlike the demonstrative pronouns 'this' / 'these' (*цей, ця, це / ці*) which agree in gender and number with the nouns they modify, the particle *це* has only one form and always serves to communicate the verb 'to be' in the singular or the plural. Compare:

## «Це»

This is a book.

Це кни́жка.

This is Mr. Baker.

Це пан Бейкер.

These are my things.

Це мої речі

Who are these [people]?

Хто це?

## «Цей, ця, це; ці»

This book is mine.

Ця кни́жка моя . (f)

This gentleman doesn't understand me.

Цей пан не розуміє мене. (m)

This word is very difficult

Це слово дуже важке (n)

These students are American.

Ці студенти – американці. (pl.)

(2) *Можна [мені] попросити* ('May I request') *до телефону* ('to the phone') *Андрія?* ('Andriy?'). In the accusative case all animate-masculine nouns (with the exception of the -a - type), their modifiers, and all masculine-animate pronouns have the same endings as they do in the genitive case:

Хочу бачити хокеїста Уейна Гретцкого.

I want to see the hockey-player Wayne Gretzky.

Можна попросити пана президента Леоніда Кравчука до телефону?

May I ask Mr. President Leonid Kravchuk [to come] to the phone?

Олена любить нашого Джона Бейкера.

Olena loves our John Baker.

(3) The polite formula 'I would like to...' is expressed in Ukrainian by means of the past tense and the conditional particle *би* (spelled *б* after a vowel). As in English, this formula is followed by an infinitive verb:

Я хотів би з ним поговорити.

I would like to have a talk with him. (male speaker)

Я хотіла б з ним поговорити.

I would like to have a talk with him. (female speaker)

**SENTENCE PATTERN AND GRAMMAR STRUCTURE**

Перекажіть, будь ласка, що я телефонував і хотів би з ним поговорити.

Tell [him] please that I called and would like with him to speak

☺ ☺ ☺

2. **Competency:** To make use of the inter-city telephone system.  
**Situation:** On the way to the Post Office.  
**Roles:** John Baker (PCV) and his friend Petro Skrypnyk.

- JB – Мені треба подзвонити до Львова. Де тут міжміський телефон-автомат?  
 PS – Он там, біля входу до поштамту.  
 JB – Петре, нагадай мені, як ним користуватися.  
 PS – Спочатку треба покласти монету, потім зняти трубку, набрати код міста, а потім номер телефону.  
 JB – От маєш! Нікого нема.

### VOCABULARY:

подзвоніти, вони подзвонять (P)	to phone; to give a ring; to call
Льво́ва = genitive of <i>Львів</i>	L'viv (the major city in Western Ukraine)
тут	here
міжміський (m)	inter-city
телефо́н-автома́т (m)	telephone booth
•	•
[Он] та́м	[over] there
біля вхо́ду	near the entrance
вхо́ду = genitive of <i>вхід</i> (m)	entrance
пошта́мту = genitive (m)	post office
•	•
нагада́й	tell [me] again!; remind me!
нагада́ти, вони нагада́ють (P)	
як користува́тися,	how to operate; to make use
вони користу́ються (I)	
ним= instrumental of <i>він</i>	it (in reference to <i>телефо́н</i> )
•	•
покла́сти , вони покладу́ть (P)	here: to drop in [coin]; to place; to put down
монéту = accusative (f)	coin
зня́ти, вони зніму́ть (P)	here: to pick up
тру́бку = accusative (f)	receiver
набра́ти, вони наберу́ть (P)	to dial
код (m)	code
міста = genitive of <i>місто</i> (n)	[of the] city
•	•

От м'єш!

нікого =genitive of *ніхто*  
 немає (= short form of *немає*)

Darn! / What a surprise!  
 [here: an unpleasant surprise]

No one is at home.

## GRAMMAR AND VOCABULARY EXPLANATION

(1) The most basic responses to *де?* ('where?') are the adverbs *тут* ('here') and *там* ('there'). Like their interrogative counterpart, *тут* and *там* concern only location, never direction. For emphasis, they may be prefaced with the complementary demonstrative particles *ось* and *он*: *Ось тут!* ('Over here'); *Он там!* ('Over there').

(2) All objects directly influenced by such actions as 'operating,' 'making use,' 'employing,' must be expressed in the instrumental case. Signaling means, rather than accompaniment, this construction never uses a preposition. For example:

Нагадай мені, як <b>ним</b> користуватися.	Remind me how to operate it.
Джон користується <b>словником</b> .	John uses a dictionary.

(3) The pronouns, *ніхто* ('no one' or 'nobody') and *ніщо* ('nothing') represent negative entities. Like all pronouns, they assume various forms depending on their function within the sentence. Unlike English, the presence of a negative entity in Ukrainian does not eliminate the need to use a negated verb. For example:

GENTIVE	<i>Нікого немає.</i>	There is <i>no one</i> [home].
NOMINATIVE	<i>Ніхто не має паперу.</i>	<i>No one</i> has paper.
DATIVE	<i>Джон нікому не сказав про себе.</i>	John told <i>no one</i> about himself.
INSTRUMENTAL	<i>Ми ні з ким не говорили.</i>	We spoke with <i>no one</i> .

## SPELLING NOTE

(1) Alternation between the vowels *i* and *o* occurs among many masculine nouns. Thus, in the genitive, *Львів* become *Львова*; *стіл* ('table') becomes *стола*; *сік* ('juice') becomes *соку*; *пиріг* becomes *пироза* ('tart'); etc. This change of stem remains constant throughout the various forms assumed by a noun. For example:

NOMINATIVE	<b>Львів</b> – ренесансне місто.	Lviv is a Renaissance city.
ACCUSATIVE	<b>Люблю Львів.</b>	I love Lviv.

GENITIVE	За кілька днів ідемо до Львова.	We are going to Lviv in a few days.
LOCATIVE	Сестра Олени живе у Львові.	Olena's sister lives in Lviv.

☺ ☺ ☺



3. **Competency:** To ask the overseas operator for assistance.  
**Situation:** Telephone conversation.  
**Roles:** Janet Baker (PCV) and Operator.

- O. – Ви замовляли Нью Йорк?  
 JB – Так, замовляла.  
 O. – Повторіть, будь ласка, номер.  
 JB – 212.... (двісті дванадцять)  
 O. – Зачекайте хвилинку. Зайнято.  
 JB – Прошу, не кладіть трубку. Спробуйте ще раз.  
 O. – Лінія зайнята. Спробую подзвонити за десять хвилин.

**VOCABULARY:**

замовляти, вони замовляють (I) Нью Йорк (m) •	to order, request / reserve [a phone call] New York •
зачекати, вони зачекають (P) хвилинку (f) accusative зайнято •	to wait [briefly] a moment [literally: a little minute] [it is] busy / occupied •
не кладіть класти, вони кладуть (I) спробувати, вони спробують (P) •	don't put down! to try; to attempt •
лінія (f) зайнята за (+ accusative) десять хвилин = genitive of <i>хвилини</i> (pl.) •	[telephone] line busy (adjective) in ten minutes •

**GRAMMAR AND VOCABULARY EXPLANATION**

(1) *Ви замовляли Нью Йорк?* ('You ordered [a call] to New York?'). The point of this question is to verify the fact that Janet Baker requested assistance. Thus, the operator uses an imperfective verb, instead of the perfective *замовити, вони замовлять*. By the same token, Janet's affirmative reply — *Замовляла* — does not stress the completion of an action (*замовила*), but the process of 'ordering'.

(2) *Спробую подзвонити за десять хвилин.* ('I will try calling in ten minutes'). When the preposition *за* is followed by a time expression in the accusative, the construction signals a period of elapsed time.

Принесіть це за день.

Bring this in one day.

Я буду вільна за дві години.

I will be free in two hours.

Зайдіть до мене за три тижні.

Come to see me in three weeks

### SPELLING NOTE

The verb *класти*, *вони кладуть* and its perfective partner *покласти*, *вони покладуть* ('to put down,' 'to place') are irregular. In the past tense, their stem loses the consonant *-с*: *він клав / поклав; вона клала / поклала; вони клало / поклало*, and *вони клали / поклали*.

This pattern is typical of all verbs whose infinitive ends in *-сти*. For example: *їсти* ('to eat') — *він їв, вона їла, ми їли; сісти* ('to sit down') — *він сів, вона сіла, вони сіли*.

### PRONUNCIATION NOTE

The dental consonant *дз* in the verb *подзвонити*, *вони подзвонять* ('to call [on the telephone]') is a little difficult to pronounce. The best strategy is to first practice the sound 'poDZ' and, then, gradually add the subsequent syllables. Once *дз* sounds like one consonant (instead of two), one may attempt pronouncing it as an initial sound, at the beginning of its own syllable in the verb *подзвонити*: '-DZvo-.' The infinitive of this verb actually consists of the following four syllables: *по – дзво – ній – ти*.

☺ ☺ ☺

4. **Competency:** To send a telegram.  
**Situation:** At the Post Office.  
**Roles:** John Baker (FCV) and Postal Worker.

- JB – Скажіть, будь ласка, чи тут приймають міжнародні телеграми?  
 P. – Так, тут.  
 JB – Прошу відправте цю телеграму якомога швидше. А бандеролі ви теж приймаєте?  
 P. – Ні, бандеролі і рекомендовані листи приймають у 6-му (шостому) віконці. Он там, бачите?  
 JB – Дуже дякую.

**VOCABULARY:**

прийма́ти, вони прийма́ють (I) міжнародні (pl) телегра́ми (pl) •	to accept; to take; here: to handle international (adjective) telegram •
відпра́вити, вони відпра́влять (P) якомо́га шви́дше шви́дше бандеро́лі (pl) теж •	to send here: the fastest way possible faster package also •
рекоме́ндовані (pl) у (+ locative) шосто́му = locative of шостий (m) вікони́ці = locative of вікони́це (n) •	registered at sixth (ordinal adjective) wicket; window •

**GRAMMAR AND VOCABULARY EXPLANATION**

(1) John Baker wishes to confirm whether he has come to the right department or not. Therefore, instead of addressing the postal worker directly (*приймде́те?* — 'Do you handle...?'), he uses the impersonal, third-person plural ('Do they handle...?'). When the third-person plural is used without a clearly defined subject, a general principle is the focal point of the inquiry: *Чи тут прийма́ють міжнародні телегра́ми?* ('Are international telegrams handled here?').

By the same token, when the postal worker states: *Бандеро́лі і рекомендовані листи́ прийма́ють у 6-му вікони́ці*, this means 'Packages and registered letters are handled at the sixth wicket.'

(2) *Відпрáте цю телегрáму яко́ба швiдше* ('Send this telegram the fastest way possible'). Here, in effect, John Baker is requesting the *блiскавка* ('lightning speed') telegram service.

The construction *яко́ба + comparative adverb* is an idiomatic way of conveying the superlative:

Зробiть це яко́ба крiще.

Do this the best it can be done.

Говорi яко́ба повiльнiше

Speak as slowly as you can.

### SENTENCE PATTERN AND GRAMMAR STRUCTURE

Бандерóли i рекомендóванi листi приймáють у шóстому вiкóнци.

Packages and registered letters they accept at the sixth wicket.

☺ ☺ ☺

*A mepер... віри Ліни Костенко*  
*And now... a poem by Lina Kostenko*

Пишіть листи і надсилайте вчасно,  
коли їх ждуть далекі адресати,  
коли є час, коли немає часу,  
і коли навіть ні про що писати.  
Пишіть про те, що ви живі-здорові,  
не говоріть чого ви так мовчали.  
Не треба слів, навіщо бандеролі?  
Ау! – і все, крізь роки і печалі


*Write letters and send them in timely fashion,  
if distant addressees await them,  
[write] when you have time, and when you don't,  
and even when there is nothing to write about.  
Write about the fact that you are alive and well,  
Don't tell why you were silent for so long.  
There is no need for [many] words; why send packages?  
Oh! and [write] always, through the years and sadness.*

*Lina Kostenko is a representative of the "generation of the sixties,"  
a group of writers and artists that flourished during Khrushchev's thaw  
but were abruptly silenced in 1972, during a new wave of terror against Ukrainian  
culture. Lina Kostenko did not begin publishing again until the late 1980's.*

## TOPIC 7

*SHOPPING*

*ПОКУПКИ*



*Bohdan Sroka, Fortune turns like a wheel, 1987.*

### **CULTURE NOTE: SHOPPING: PSYCHING YOURSELF UP**

#### **COMPETENCIES:**

1. To inquire about the availability of an item and its cost.
2. To identify the necessary size.
3. To inquire about the availability of food items.
4. To pay for an item and check whether correct change is being returned.

## SHOPPING: PSYCHING YOURSELF UP

The transition to a market economy from the Soviet administrative-command system has been a rough one. In Ukraine, as in other post-Soviet countries, there is a lack of even the most basic products. While prices continue to rise, store shelves remain empty. Whenever and wherever an item appears on the market, a huge line immediately forms, even when there is no guarantee that the long wait will end in success. It is especially difficult to obtain footwear (*взуття*), children's clothing (*дитячий одяг*), and various basic foods, especially dairy products (*молочні продукти*).

Ukrainian consumers will frequently buy whatever is available, even when they have no immediate need for it, anticipating full well that soon the item may disappear altogether. Shopping for food requires especially great forethought and planning. Thus, for example, milk is best bought in the morning before it is sold out.

Department stores, called *універмагі*, i.e., 'universal stores,' sell more than food-related items. Specialized stores, called «Одяг», «Взуття», «Трикотажні вироби», and «Електромагніти», sell, respectively: clothes, footwear, knitwear and electrical appliances. In such stores there is no self-service. Shoes and items of clothing need to be selected first; then the salesperson issues a bill, which has to be paid to the cashier who stamps the bill as paid. Only then may customers pick up their selections.

Food products are sold in the *Гастронóm* ('Gastronome') and in more specialized outlets bearing such names as: *Молоко* (Milk); *М'ясо* (Meat), etc. Shopping in these stores also involves first obtaining a receipt from the cashier. Self-service food stores, mini versions of the American Safeway, called *універсамі* ('universal self-service groceries'), have recently been introduced. As elsewhere, shelves here are almost empty and waiting lines long.

Occasionally, professional unions at various enterprises enter into agreements with merchant groups and order special sale items directly to the place of business. There the items are bought by union members at somewhat lower prices and sold without the ordeal of long waits in line.

Today numerous cooperative stores are being founded, but their prices are too high for the average Ukrainian citizen. Also there are stores that deal only in foreign currency and sell special items, considered a "luxury" by local standards.

Specialized markets deal with the products of individual manufacturers. Other markets are akin to Western flea markets (*товкучка, барахолка*) where new and used items can be purchased. Lately, such markets have been taken over by racketeers and finding a real bargain is almost impossible.

When going shopping, it is advisable to wear a psychological suit of armor. The Soviet command economy has produced a special breed of merchants and salespersons with a reputation for being especially irritable and rude. To be sure, some salespersons try to be more accommodating to foreigners, but this is not always the case. Only after normal market principles are fully implemented can one expect this special Soviet breed to evolve into polite and helpful sales personnel. But this will take time.





- 1. Competency:** To inquire about the availability of an item and its cost.  
**Situation:** At Andriy Moroz's apartment.  
**Roles:** John Baker (PCV) and his friend Andriy Moroz.

- JB – Андрію, де я можу купити зошит?  
 AM – У магазині «Канцтовари» або у відділі канцелярських товарів універмагу.  
 JB – А скільки коштує зошит? Мені потрібно товстий.  
 AM – Такий зошит коштуватиме приблизно 3 (три) карбованці.

### VOCABULARY:

могти, вони можуть (I)	to be able
•	•
магазин (m)	store
«Канцтовари» = abbreviation of Канцелярські товари	'Office Supplies'
відділ канцелярських товарів	stationery department
відділ (m)	department
канцелярських (pl)	of office (adjective)
товарів (pl)	goods; products
•	•
потрібно	[It is] necessary
товстий (m)	thick; fat
•	•
такий (m)	such
три (+ accusative)	three
•	•

### GRAMMAR AND VOCABULARY EXPLANATION

(1) The verb *могти, вони можуть* emphasizes, as a rule, the subject's physical ability to do something. For example:

Я можу купити цю книжку, вона недорога.

I can buy this book; it is not expensive.

Професор може говорити повільніше, якщо хочеш.

The professor can speak more slowly, if you so wish.

When *можти* appears in conjunction with *де?*, the subject's own ability to carry out an action is no longer an issue. Instead, the place where it is possible to carry out the action becomes the focus: *Де я можу купити зошит?* ('Where can I buy a notebook?').

(2) In English, attribution is conveyed by placing a modifying word before a noun or by using the preposition 'of': 'in the stationery department of the univermah.' In Ukrainian, such modifiers must be expressed in the genitive and placed after the noun they modify: *у відділі [in the department] канцелярських товарів [of office supplies] універмагу [of the univermah].*

The genitive ending of all plural adjectives and adjectival surnames is *-их*:

Це відділ канцелярських товарів. This is the office-supplies department.

Це відділ молбчних продуктів This is the dairy-products section.

Це факультет германських мов. This is the Faculty of Germanic Languages.

Це дім Грушевських. This is the home of the Hrushevskys.

(3) Concepts modified by the adverb *приблизно* ('almost,' 'approximately') are always expressed in the accusative:

Такий зошит коштуватиме приблизно три карбованці.  
Such a notebook will cost approximately three rubles.

However, the numeral will influence the case of the noun following it. For example, in the sentence below, *десять* ('ten') is in the accusative, but *карбованці* ('rubles') appears in the genitive because numerals representing quantities five and above require this case:

Така книжка коштуватиме приблизно десять карбованців.  
Such a book will cost approximately ten rubles.

**SENTENCE PATTERN AND GRAMMAR STRUCTURE**

**A** скільки коштує такий товстий зшит?

**And** how much does cost such a thick notebook?

☺ ☺ ☺

2. **Competency:** To identify the necessary size.  
**Situation:** At the shoe store.  
**Roles:** John Baker (PCV) and Salesperson.

JB – Якого розміру ці черевики?  
 S – Це сорок другий.  
 JB – Можна поміряти?  
 S – Будь ласка.  
 JB – Трохи тиснуть. У вас є на розмір більші?  
 S – Є, але іншого кольору, чорні.  
 JB – Це нічого, вони якраз по нозі. Дякую.

**VOCABULARY:**

<b>Якого розміру ці черевики?</b>	<b>What size are these shoes?</b>
якого = gen. of <i>який</i> (m)	what kind
розміру = genitive of <i>розмір</i> (m)	size
черевики (pl)	shoes
•	•
<b>Це сорок другий [розмір]</b>	<b>These are [size] 42</b>
•	•
<b>Можна</b>	<b>may one?; is it possible?</b>
<b>поміряти, вони поміряють (P)</b>	<b>to measure; to try on</b>
•	•
<b>[черевики] трохи тиснуть = idiomatic</b>	<b>[the shoes are] a little tight</b>
<b>тиснути (I)</b>	<b>to squeeze</b>
<b>на [один] розмір більші</b>	<b>one size larger</b>
•	•
<b>є</b>	<b>[we do] have</b>
<b>але</b>	<b>but</b>
<b>іншого = genitive of <i>інший</i> (m)</b>	<b>another</b>
<b>кольору = genitive of <i>колір</i> (m)</b>	<b>color</b>
<b>чорні (pl)</b>	<b>black [ones]</b>
•	•
<b>якраз по нозі</b>	<b>[they fit] the foot just right</b>
<b>по (+ locative)</b>	
<b>нозі = locative of <i>нога</i> (f)</b>	<b>foot; leg</b>
•	•

## GRAMMAR AND VOCABULARY EXPLANATION

(1) *Якóго рóзміру ці череві́ки?* is the idiomatic equivalent of 'What size are these shoes?' One of the most frequent uses of the genitive case involves attributive constructions. For example, when inquiring about size, dimension, or color, the interrogative pronouns *які́й, яка́* and the nouns they modify must be expressed in the genitive:

**Якóго кóльору твої́ о́чі?**

What color are your eyes?

**Якóї довжини́ ця спідни́ця?**

How long is this skirt? /  
What is the length of this skirt?

(2) By the same token, statements conveying attributes will also employ the genitive case:

**Є, алé іншого кóльору, чо́рні.**

Yes, we have [shoes one size larger] but of a different color — black ones.

(3) Constructions equivalent to the English 'a size larger' or 'larger by a size', will employ the construction *на* + the size (or dimension) stated in the accusative case + comparative adjective:

**Ці череві́ки на рóзмір бiльші́.**

These shoes are larger by a size.

**Ці череві́ки на два рóзміри мeнші́.**

These shoes are two sizes smaller.

**Йогó кімна́та на три мeтри до́вша.**

His room is three meters longer

**Мій буди́нок на два мeтри ви́щий.**

My building is taller by two meters.

In such constructions, the comparative adjective always agrees in gender, number and case with the noun it modifies: *череві́ки* = *бiльші́/мeнші́* (nominative plural); *кімна́та* = *до́вша* (nominative, feminine singular); *буди́нок* = *ви́щий* (nominative, masculine singular).

## PRONUNCIATION AND SPELLING NOTE

All singular feminine hard-stem nouns that end in *-za* undergo a change in the locative case. Their final-stem consonant *-z* becomes *-z*. This change in sound is always reflected in spelling. Compare:

**Це пра́ва нога́, а це лі́ва.**

This is the right foot, and this is the left.

**Ці череві́ки якраз по но́зі**

These shoes fit the foot just right.

☺ ☺ ☺

3. **Competency:** To inquire about the availability of food items.  
**Situation:** At the dairy section of the *Gastronome*.  
**Roles:** John Baker and Salesperson.

- JB – У вас є сьогодні молоко?  
 S. – Так, є свіже молоко і сметана.  
 JB – А яйця?  
 S. – На жаль, яєць нема. Але зайдіть до магазину навпроти. Нещодавно туди завезли яйця і ковбасу.  
 JB – Дякую за інформацію.

**VOCABULARY:**

У вас є сьогодні молоко? молоко (n)	Do you have milk today? milk
•	•
Так, є свіже (n) сметана (f)	Yes, we have fresh sour cream
•	•
А яйця (pl), яєць = genitive pl. зайдіть зайти, вони зайдуть (P) unidirectional	And what about? eggs go in!
навпроти	across [the street]; directly opposite
Нещодавно	not long ago
туди (points out direction)	there
завезти, вони завезуть (P) unidirectional	to bring [by vehicle]; to transport
ковбаса (f)	sausage
•	•

**GRAMMAR AND VOCABULARY EXPLANATION**

(1) *На жаль, яєць нема* ('Unfortunately, there are no eggs'). We have already seen that absent, missing, or unavailable subjects must be expressed in the genitive case. The genitive plural of most neuter nouns takes a Ø ending:

Є свіжі яйця.  
Нема свіжих яєць.

There are fresh eggs.  
There are no fresh eggs.

У нього є добрі запитання .  
У нього немає запитань.

He has good questions.  
He has no questions.

(2) *Нещодавно туди завезли яйця і ковбасу* ('Not long ago they delivered there [to that store] eggs and sausage').

The most basic responses to the interrogative adverb *куди?* ('where, in which direction?') are *сюди* ('here' — i.e., in the direction of the speaker), and *туди* ('there' — i.e., in a direction away from the speaker). *Сюди* and *туди* are similar in function to the archaic English 'hither' and 'thither'. Whenever these adverbs are used, a verb of motion accompanies them or is implied. Compare the following:

- |                                  |   |
|----------------------------------|---|
| - Де Джон?                       | — Where is John?                                  |
| - Він тут, у мене.               | — Here, at my place.                              |
| - Де Джон?                       | — Where is John?                                  |
| - Його нема тут.                 | — He is not here.                                 |
| - Куди він пішов?                | — Where did he go?                                |
| - Он туди, бачиш?                | — Over there, you see?                            |
| - Ти аж там? Ходи сюди, до мене. | — You are all the way there?<br>Come here, to me. |

### SPELLING AND PRONUNCIATION NOTE

(1) We saw that some feminine nouns gain a vowel in the genitive plural in order to avoid the awkward consonantal cluster that arises when the stem does not take an ending — for example, *жінок*, *книжок*, and *коріньок*.

The same phenomenon occurs with the neuter noun *яйця* ('eggs'). Because its stem *яйць* [-a] consists of a vowel and two consonants (*я+й-ць*), it is difficult to pronounce by itself. Thus, spelling convention requires that in the genitive plural this consonantal cluster be separated by the vowel -e : *я - ёць* (YA-YETS').



4. **Competency:** To pay for an item and check whether correct change is being returned  
**Situation:** At the *Gastronome*.  
**Roles:** Janet Baker (PCV) and Cashier.

- JB – Будь ласка, 15 (п'ятнадцять) карбованців і 10 (десять) копійок у молочний відділ і 57 (п'ятдесят сім) карбованців і 15 (п'ятнадцять копійок) у м'ясний.  
 С. – Всього 72 (сімдесят два) карбованці і 25 (двадцять п'ять) копійок.  
 JB – Ось 80 (вісімдесят).  
 С. – Візьміть здачу.  
 JB – Вибачте, але тут тільки 7 (сім) карбованців.  
 С. – Прошу пробачення, я помилилася. Ось іще 75 (сімдесят п'ять) копійок.

**VOCABULARY:**

Будь ласка [візьміть]	Please [take]
п'ятнадцять	fifteen
у молочний відділ	for the dairy section
молочний (m) adjective	pertaining to milk; dairy
п'ятдесят сім	fifty seven
у м'ясний (m) adjective	for the meat [section]
•	•
Всього [коштує]	In all [it costs...]
сімдесят два	seventy two
двадцять п'ять	twenty five
•	•
Ось вісімдесят	Here [you have] eighty.
•	•
здача (f)	change [of money]
•	•
тільки	only
•	•
Прошу пробачення (n)	I ask [beg] your forgiveness; pardon
помиліться, вони поміляться (P)	to make a mistake
іще = a more emphatic form of <i>ще</i>	still; additional
сімдесят п'ять	seventy five



## GRAMMAR AND VOCABULARY EXPLANATION

(1) In this competency Janet Baker is paying the cashier two separate sums, one intended for purchases at the dairy section, and the other for purchases at the meat section.

When presenting her money, Janet begins with the politeness formula *Будь ласка* (thus asking the cashier to take her money), and then she stipulates the sums that are intended for each section. The *у* + *accusative* construction underlying the phrases *у молочний відділ* ('for the dairy section') and *у м'ясний* ('for the meat [section]') serve to signal "the destination" or "purpose" of her money.

(2) *Пробшу пробачення* ('I beg your forgiveness') is a very polite way of saying 'I'm sorry', and a much stronger statement than *Вибачте* ('Excuse me'; 'Forgive me'). The verb *просіти*, *вони просять* ('to request'; 'to beg') has an irregular first-person singular: *я прошу; ти просиш; він просить; ми просимо; ви просите; вони просять*.

(3) The verbs which mean 'to make a mistake' — *помилітися, вони поміляться* (P) and *помілятися, вони поміляються* (I) — can serve to illustrate an aspectual pair of verbs that differ from each other not by the addition of a prefix, but a variation in the stem. The differences in meaning between each verb are not difficult to appreciate:

EMPHASIS ON RESULT EACH TIME:

Касирка сьогодні помилилася трічі. (P)  
The cashier made a mistake three times today.

EMPHASIS ON REPETITIVE STATE:

Вона часто помилялася, тому вже не працює тут. (I)  
She often made mistakes (She used to make mistakes often), that is why she no longer works here.

## SENTENCE PATTERN AND GRAMMAR STRUCTURE

Сир	можна	купити	у відділі	молочних продуктів	гастронома.
Cheese	one can	buy	in the section	[of] dairy products	gastronomer's



*Булó добрó та давнó, бýде гарáзд та не зарáз.  
There was wealth — but long ago; there will be prosperity —but not instantly.*

*From an 1864 collection of proverbs.*

## TOPIC 8

### SOCIAL SITUATIONS СПІЛКУВАННЯ



Bohdan Sroka, *Christmas Revellers*, 1975.

#### CULTURE NOTE: SOCIAL INTERACTION

##### COMPETENCIES:

1. To inquire about the weather, employing formulas of politeness.
2. To extend an invitation.
3. To accept an invitation.
4. To receive and give gifts.
5. To inform an unexpected guest that you are busy.

## SOCIAL INTERACTION

Ukrainians tend to be outgoing, warm and sociable. If Soviet rule has had a tremendous effect on the deterioration of traditional etiquette, it has not quelled the impulse for hospitality and normal human bonding.

Today most topics are acceptable for conversation. The selection of topic will depend rather on general rules of tact and the nature of a given relationship. The weather, as a topic, will serve only for practical purposes rather than small talk. As in other societies, people associated through bonds of kinship will turn to events of family life. Among people with common professional interests, shop talk is popular. Among the intelligentsia, discussions concerning the art world and the literary scene will take precedence.

Under totalitarianism, politics were discussed only in closed circles, with people who had established a deep mutual trust. Political jokes circulated at lightning speed among these closed, underground circles. Today, politics is on everyone's mind and on the tip of every tongue. No one speaks in hushed tones. Frequently, there is more talk than listening. This is normal for people who have found a voice but do not as yet control the grammar and syntax of political life. Politics has become the universal concern of all, from the grandmother standing in line to get milk for her grandchildren, to the miner demonstrating in front of Parliament, to the university professor talking with students and colleagues. The historical nature of the processes now taking place have stimulated a tremendous interest in everything that will determine the future of Ukrainians as citizens and as individuals. Perhaps the only people exhibiting a certain reticence to discuss politics are villagers. Ukrainian peasants were among the most terrorized segments of the population, and it is difficult for them to shed such deeply ingrained fear.

Everyone will complain about the economic situation. At the same time, there is a sense of great expectation: Ukrainians, after all, did not lose an empire. They have regained their nation, language, and access to their own memory. They have also gained the right to communicate with the world without paternalistic mediators. They are fully appreciative of the opportunity to learn from others.

Questions concerning a newcomer's ethnic background, philosophical convictions, salary, or the cost of articles of clothing are not taboo. The Peace Corps Volunteer should not consider these as intrusions into their personal life. Rather they reflect an immense curiosity about a world to which Ukrainians have had no access.

Socializing usually takes place at home. Invitations may be casual or more formal, depending on the nature of the relationship. Despite the economic crisis, Ukrainians will expend the effort to prepare a meal. After a closer bond is established, invitations may be as

informal as a telephone call. Unannounced visits among closer acquaintances are not discouraged. On informal occasions, serving tea or coffee and treating the guest with whatever "God has sent" (*чим Бог послав*) is the usual norm.

When embarking on a visit, it is customary to bring fresh-cut flowers for the hostess. (Folk superstition recommends that the bouquet consist of an odd number of flowers.) If there are children, candy or chocolates are appreciated. The selection of gifts for formal occasions depends on the nature of the friendship. Lately, it has become more acceptable to give money in an envelope at celebrations such as weddings (*весілля*), housewarmings (*новосілля*) and birthdays (*день народження*).

Going out to a restaurant is generally initiated by men, but on occasion women will also take such an initiative. The tab is always picked up by the person doing the inviting and conducting the arrangements. The formula *запрошую* ('I invite') signals the speaker's intention to act as host. Sharing the tab (i.e., 'going dutch') is called *складчина*; this happens only by mutual agreement reached prior to the event.

A popular form of socializing involves going together to see a play, attend a concert, or visit an exhibit. This is practiced by the old and the young, by the more educated and the less so.

Punctuality is not always cultivated among Ukrainians, although there are numerous exceptions to the rule. Thus, it makes sense to stress the time and place of a meeting, especially if the individual in question has a tendency to be late.



- 1. Competency:** To inquire about the weather, employing formulas of politeness.
- Situation:** In the classroom.
- Roles:** Janet Baker (PCV) and her teacher.

- JB – Ви не знаєте, який прогноз погоди на вечір?  
 T – Має бути холодно, сильний вітер, мабуть піде дощ.  
 JB – Та невже? А в мене немає парасольки.  
 T – То нічого. Я вас можу підвезти додому.  
 JB – Велике спасибі.

## VOCABULARY:

Ви не знаєте  
 який прогноз погоди?  
 прогноз (m)  
 погоди = genitive (f)

на (+ accusative)  
 вечір (m)

•

має бути  
 холодно  
 сильний (m)  
 вітер (m)  
 мабуть  
 піде дощ  
 дощ (m)

•

Та невже?  
 А в мене немає  
 парасольки = genitive (f)

•

Do you know [perhaps / by chance]  
 what is the weather forecast?  
 forecast  
 weather

for  
 the evening

•

It is supposed to be  
 cold  
 strong  
 wind  
 probably  
 it will rain  
 rain

•

Don't tell me!; Really?  
 But I don't have  
 an umbrella

•

**То нічого**  
**вас = accusative of ви**  
**можу підвезті**

Велике спасібі.

**That's OK**  
**you**  
**I can give a ride**

Thank you so very much

## GRAMMAR AND VOCABULARY EXPLANATION

(1) A polite way of asking 'Do you know?' is: *Ви не знаєте...?*. Casting the question in the negative mode makes it close to the English 'Do you perhaps know...?'

(2) The idiomatic equivalent of 'It is raining' is *Іде дощ*. Thus, to describe the rain in the various tenses, one simply conjugates the unidirectional imperfective verb *іти* ('to go') and its perfective counterpart *йти*. For example:

Вранці йшов дощ.  
 Довго йшов дощ.

It rained in the morning.  
 It rained for a long time.

Несподівано пішов дощ.  
 Зараз піде дощ.

Unexpectedly, it began to rain.  
 It will rain any minute now.

(3) *То нічого* ('That's OK'). The demonstrative particle *то* functions exactly like the particle *це* and always intimates the verb 'to be': *То моя книжка* ('That is my book'); *То наші студенти* ('Those are our students.') *То* serves to identify objects or subjects located further away from the speaker. (See Topic 6 [1]).

Unlike the demonstrative pronoun *той, та, те* ('that') and *ті* ('those'), *то* does not modify objects or subjects; it merely points at them and thus has only one form.

## SENTENCE PATTERN AND GRAMMAR STRUCTURE

Ви не знаєте, як сьогодні погода?

You not know what is like today the weather?

• • •

2. Competency: To extend an invitation.  
 Situation: At the workplace.  
 Roles: John Baker (PCV) and his acquaintance Olena Kravchenko.

- JB – Олено, що ви робите сьогодні ввечері?  
 ОК – Нічого певного.  
 JB – Чи не хотіли б ви піти зі мною до театру?  
 ОК – Чому ні? З радістю.  
 JB – От і прикрасно. Я маю квитки.

## VOCABULARY:

що ви рббите  
сьогодні ввечері

•

Нічого певного = genitive of  
ніщб (n)  
певне (n)

•

Чи не хотіли б ви піти  
зі (+ instrumental)  
мною = instrumental of я  
[до] театру = genitive of театр (m)

•

Чому ні?  
з (+ instrumental )  
радістю = instr. of радість (f)

•

От і прикрасно  
от  
прикрасно

•

What are you doing  
tonight?

•

Nothing definite  
nothing; anything  
sure; confident

•

Would you like to go  
with  
me  
to the theatre

•

Why not?  
With  
pleasure

•

There, that's wonderful / Great!  
look! behold! (exclamatory particle)  
[it is] wonderful

•

## GRAMMAR AND VOCABULARY EXPLANATION

(1) Olena Kravchenko's reply *Нічого певного* is the short form of *Сьогодні ввечері я нічого певного не роблю* ('Tonight I am not doing anything definite'). In this sentence, the pronoun



*ніщо* ('anything') is directly effected by a negated verb (*не роблю*); thus it must be expressed in the genitive: *Нічого*. In Ukrainian most objects of negated verbs assume the genitive form.

(2) *Чи не хотіли б ви піти ...?* ('Would you not like to go...?') Similar in construction to the formula *Я хотів би* ('I would like to...'; see Topic 6 [1]), the polite invitation will use the past tense followed by the conditional particle *би / б*. The main difference between expressing one's wish and extending an invitation is that the latter employs a negated verb.

(3) When accepting an invitation, it is common to use such expressions as: *з радістю* (literally — 'with joy'); *з приємністю* ('with pleasure'). Governed by the preposition *з*, these constructions require the instrumental case.

All nouns that end in *-ість* (*радість, приємність* — for example) are feminine. Their declension pattern differs somewhat from that of *-а*-type feminine nouns. In the instrumental case, they take the ending *-ю*.

### SENTENCE PATTERN AND GRAMMAR STRUCTURE

Чи	не	хотіли б	ви	піти	зі мною	до театру?
	not	Would like	you	to go	with me	to the theatre?



3. Competency: To accept an invitation.  
 Situation: At the workplace.  
 Roles: John Baker and his acquaintance Olena Kravchenko.

- OK – Джоне, моя родина хотіла б запросити вас на вечерю.  
 JB – Дякую за запрошення. Я обов'язково прийду. А коли саме?  
 OK – Чи можете прийти в суботу о п'ятій годині?  
 JB – Звичайно. З приємністю.  
 OK – Тоді ласкаво просимо до нас у суботу.

## VOCABULARY:

моя (f)	my
запросити, вони просять (P)	to invite
на (+ accusative)	for
вечерю = accusative (f)	dinner
•	•
дякую за (+ accusative)	Thank you for
запрошення (n) accusative	invitation
прийти, вони придуть (P)	to come; to arrive
unidirectional	
коли саме?	when exactly?
•	•
в (+ accusative)	on
суботу = accusative (f)	Saturday
о (+ locative of time)	at
п'ятій = locative of <i>п'ята</i> (f)	five [fifth]
годині = locative of <i>година</i> (f)	five o'clock [hour]
Звичайно	Of course
•	•
тоді	then
ласкаво просимо	we welcome [you] / please come
ласкаво	affably; kindly
просити, вони просять (I)	to request
до нас = genitive of <i>ми</i>	to our place

## GRAMMAR AND VOCABULARY EXPLANATION

(1) All nouns that end in *-ення* or *-іння* are neuter and have been formed from verbs. For example *запрошення* ('invitation') derives from the verb *запросити*; *пробачення* ('forgiveness') from the verb *пробачити* ('to forgive'); *питання* ('question') from the verb *питати* ('to ask'); etc. In the accusative and the genitive case these nouns do not assume a different form.

(2) The prefix *при-* signals proximity, nearness, and changes the imperfective unidirectional *ити* ('to go') to a perfective verb: *прийти*, *вони прийдуть*. Under this guise, the verb means 'to come' or 'to arrive' and emphasizes the act of reaching a destination.

(3) *Ласкаво просимо до нас* is a standard formula employed as a sign of welcome on behalf of a couple or a group. When spoken by a single individual, the formula will be expressed in the singular: *Ласкаво прошу до мене*.

## SENTENCE PATTERN AND GRAMMAR STRUCTURE

Джоне,	моя	родина	хотіла б	запросити	вас	на	вечерю.
John,	my	family	would like	to invite	you	for	dinner.

☺ ☺ ☺

4. Competency: To receive and give gifts.  
 Situation: At the home of the host family.  
 Roles: John Baker (PCV) and his friend Petro Skrypnyk.

- PS – Джоне, я хочу подарувати тобі на згадку про Україну оцей сувенір.  
 JB – Яка гарна декоративна тарілка! Велике спасибі!  
 PS – Прошу. Не забувай про нас!  
 JB – Петре, чи тобі подобається ця майка? На ній емблема Корпусу миру.  
 PS – Ох! Я ще такої не бачив. Це щось надзвичайне.  
 JB – Мені дуже приємно. Вона для тебе.

## VOCABULARY:

подарувати, вони подарують (P)	to present a gift; to make a gift
на (+ accusative)	as
згадку = accusative of <i>згадка</i> (f)	a memento; recollection; souvenir
Україну = accusative of <i>Україна</i> (f)	Ukraine
оцей = emphatic form of <i>цей</i> (m)	this
сувенір (m)	souvenir
•	•
Яка гарна (f)	What a beautiful
декоративна (f)	decorative
тарілка (f)	plate
•	•
не забувай =	Do not forget
•	•
тобі подобається	you like
подобатися, вони подобаються (I)	to appeal
майка (f)	T-shirt
На (+ locative) ній (= loc. of <i>вона</i> )	on it
емблема (f)	emblem
Корпусу = genitive of <i>Корпус</i> (m)	[of the] Corps
миру = genitive of <i>мир</i> (m)	[of] Peace
•	•
Ох!	Oh, wow!
ще не бачив	I have not yet seen
такі = genitive of <i>такі</i> (f)	[one] like that
Це щось (n)	This is something
надзвичайне (n)	extraordinary; out of the ordinary

<p>•</p> <p>Мені дуже приємно Вона́ для тебе для [always governs genitive]</p> <p>•</p>	<p>•</p> <p>I'm very glad It's for you for; in order that; for that reason</p> <p>•</p>
---	---

### GRAMMAR AND VOCABULARY EXPLANATION

(1) *Не забувай про нас!* ('Do not forget about us!') By using a command form of the imperfective verb *забувати*, *вони забувають*, Petro is implying a generalization: 'do not ever forget about us.'

Were Petro instructing about a specific task — for example: 'Don't forget to buy the milk!' — he would have used the command form of the perfective *забути*, *вони забудуть*:  
*Не забудь купити молоко!*

The command forms of imperfective verbs emphasize the process, rather than the completion of an action. Thus, they can be used to convey generalizations. On the other hand, the command forms of perfective verbs serve to emphasize the completion of an action and, therefore, have a specific goal in mind.

(2) When expressing the idea 'to like' in reference to objects, concepts, and human beings, the person liking is in the *dative case*. The object of the liking is in the *nominative case* and, therefore, acts as the subject of the sentence:

Чи тобі подобається ця майка? = Do you like this T-shirt?  
literally: Does this T-shirt appeal to you?

When the object liked is a plural entity, the verb must also be in the plural:

Чи тобі подобаються ці майки? = Do you like these T-shirts?  
literally: Do these T-shirts appeal to you?

The *dative + подобається* construction is parallel to the *dative + смакує* construction used for describing tastes in food and beverages (see Topic 4 [4]).

(3) *Я ще такої не бачив* ('I have not seen one like that before'). Here the adjective *такá* refers to *майка* ('T-shirt'), the feminine singular object of a negated verb.

To appreciate the different manner in which positive and negated verbs affect their objects compare the following sentences:

Я вже бачив таку́ майку.	ACCUSATIVE	I have already seen a T-shirt like that.
Я ще не бачив такої́ майки.	GENITIVE	I have not yet seen a T-shirt like that.

## SENTENCE PATTERN AND GRAMMAR STRUCTURE

Мені	дуже	приємно,	що	тобі	подобається.
To me	very	it is pleasant	that	to you	it appeals.

☺ ☺ ☺

5. **Competency:** To inform an unexpected guest that you are busy.  
**Situation:** At John Baker's own apartment.  
**Roles:** John Baker (PCV) and his acquaintance Mrs. Moroz.

- JB – Вибачайте, пані Мороз, але я зараз зайнятий. Чи не могли б ви зайти пізніше?  
 рМ – Так, звичайно. Коли вам буде зручно?  
 JB – Через півгодини, о четвертій.  
 рМ – Добре, дякую. Я зайду.

**VOCABULARY:**

вибачайте	Excuse me!
зараз	at this very moment; now
зайнятий (m)	busy / occupied
Чи не могли б ви	Could you
зайти, вони зайдуть (P) unidirectional	drop by; come in
пізніше	later
•	•
Коли вам буде зручно?	When will it be convenient for you?
зручно	convenient; comfortable
•	•
Через (+ accusative)	In
півгодини	half an hour
о (+ locative of time)	at
четвертій = locative of четверта	four o'clock
•	•

**GRAMMAR AND VOCABULARY EXPLANATION**

(1) *Вибачайте, пані Мороз ...* ('Excuse me, Mrs. Moroz...') John Baker is turning Mrs. Moroz away and, therefore, needs to offer a more profuse apology. He does so by selecting the command form of the imperfective verb *вибачати*, *вони вибачають*. Unlike *вибачте* (which is drawn from the perfective *вибачити*), John's choice emphasizes the act of forgiving.

(2) *Чи не могли б ви зайти пізніше?* ('Could you not drop by later?'). John's polite invitation for Mrs. Moroz to return later combines two familiar strategies: (a) the negated verb which suggests 'perhaps'; and (b) the past tense + conditional particle *бу / б*. In this case, however, instead of the auxiliary *хотіти* ('to wish'), *могти* ('to be able') is employed.

In the past tense, the masculine form of *могти* deviates slightly from the infinitive stem: *він міг* ('he was able'). Thus, if John were inviting his close friend Andriy Moroz to

return later, he would say: *Чи не міг би ти зайти пізніше?* On the other hand, if John were addressing a close female friend, he would say: *Чи не могла б ти зайти пізніше?*

(3) Коли вам буде зручно? ('When will it be convenient for you?')

Conditions or states are frequently described by adverbs. The person experiencing a condition or a state is always expressed in the *dative*. Compare:

Тут зручно. Мені зручно.	It is comfortable here. <i>I am</i> comfortable here.
Холодно. Мені холодно.	It is cold. <i>I am</i> cold / <i>I feel</i> cold.
Гаряче Їй гаряче.	It is hot. <i>She feels</i> hot / <i>She is</i> hot

☺ ☺ ☺

*Не май сто рублів, а одного друга.  
Don't have one hundred rubles, have one friend instead.*

*A folk proverb*



## TOPIC 9

### HOUSING

### ЖИТЛО



Sviatoslav Hordynsky, *New Home* - book cover, 1937.

### CULTURE NOTE: TYPES OF HOUSING IN UKRAINE

#### COMPETENCIES:

1. To identify and locate workmen.
2. To explain what is in need of repair.

## TYPES OF HOUSING IN UKRAINE

In small towns, villages, and the suburbs of large cities, one will find small, privately owned, individual-family dwellings. They often include equally small lots designated for gardening and growing fruit.

Housing in large cities consists of apartment buildings in the center of town, and massive apartment complexes located farther out. Buildings in such complexes are owned either by the state, by professional organizations, or by cooperatives. Apartments provided by the state used to be very inexpensive, but today their cost has increased significantly. The maintenance of these buildings is managed by administrative units called *житлово-експлуатаційні управління* (ЖЕУ) with offices located on the site of every project. However, the economic crisis and ensuing lack of adequate materials have led to a sad deterioration of most complexes.

All inhabitants must be officially registered by the city government in order to obtain a designated amount of living space (*житлова площа*). Restrictive rules governing registration (*прописка*) make it difficult to transfer from one city to another. This legacy of Soviet population management is currently being discussed in the hopes of changing the old system and improving the housing situation.

The number of rooms in an apartment ranges from one to three, plus a tiny kitchen. By Western standards, the units are rather small. In older buildings, especially those built before the Soviets took over, one can find more generous quarters. Usually, these were and still are occupied by people that held important positions in political or artistic life, despite the fact that Soviet society was styled as a classless society.

As a rule, buildings erected in the Soviet period included few details to make life more comfortable in a limited space. Today, in newer buildings there has been an attempt to include such amenities as storage space. But, for the most part, apartment dwellers make use of their balconies when dealing with the "overflow" of possessions.



1. **Competency:** To identify and locate workmen  
**Situation:** Telephone conversation with Apartment-Repair Bureau  
**Roles:** John Baker (PCV) and bureau employee

- JB – Чи це бюро ремонту квартир?  
 be – Так, це ми.  
 JB – Мені треба зробити ремонт і побілити кухню і поклеїти шпалери в кімнатах.  
 be – Шпалери маєте?  
 JB – Маю.  
 be – Завтра до вас прийде наш агент, складе кошторис, а через кілька днів розпочнемо роботу. Записую вашу адресу.

**VOCABULARY:**

бюро́ (n) does not decline	bureau
ремóнту = genitive (m)	repair
кварті́р = genitive of <i>кварті́ри</i> (pl)	[of] apartments
•	•
Так, це ми.	Yes, that's us
•	•
зроби́ти ремо́нт	to do repairs
побі́лити, вони побі́лять (P)	to paint ; to whitewash
ку́хня (f)	kitchen
покле́їти, вони покле́ять (P)	to glue; to paste
шпа́лери (pl)	wallpaper
кімна́тах = locative <i>кімна́ти</i> (pl)	rooms
•	•
аге́нт (m)	agent
скла́сти, вони складу́ть (P)	to draw up; to compose
кошто́рис (m)	estimate; statement of expenses
через (+ accusative)	in; after
кі́лька (+ genitive)	several
дні́в = genitive of <i>дні</i> (pl)	days
розпоча́ти, вони розпочну́ть (P)	to begin
робóту = accusative (f)	the job
запи́сувати, вони запи́сують (I)	to write down
адре́су = accusative (f)	address
•	•

## GRAMMAR AND VOCABULARY EXPLANATION

(1) In order to communicate what needs to get done, John Baker must employ perfective verbs to complete the clause *Мені треба...* ('I need...'): *зробити ремонт* ('to have repairs done'); *побіліти кухню* ('to have [my] kitchen painted'); *поклеїти шпалери* ('to have wall-paper pasted').

The imperfective counterparts of the verbs he has selected (*робити, біліти, and клеїти*) would merely convey generalizations of activities ('I need... to be doing repairs / to be painting the kitchen / to be pasting the wall-paper').

(2) *поклеїти шпалери в кімнатах* ('to paste wall-paper in the rooms'). The locative plural of all nouns, regardless of gender, ends in *-ax*. For example:

В американських містах цікаво жити.  
It's interesting to live in American cities.

Хто живе в таких будівках?  
Who lives in such buildings?

(3) The verbs *скласти, вони складуть* (P) and *складати, вони складають* (I) represent an aspectual pair with numerous idiomatic applications.

Агєнт складає кошторис.	(I)	The agent is drawing up an estimate.
Агєнт склав задорогий кошторис. ан	(P)	The agent came up with too expensive estimate.
Студєнти складають сьогодні іспит.	(I)	The students are taking an exam today.
Студєнти склали іспит.	(P)	The students passed the exam.
Студєнти не склали іспиту.	(P)	The students failed their exam.
Що ти складаєш?	(I)	What are you putting together?
Що ти склала?	(P)	What have you put together?

☺ ☺ ☺

2. **Competency:** To explain what needs repairing.  
**Situation:** At John Baker's own apartment.  
**Roles:** John Baker and repairman.

- г – Ви викликали слюсара-сантехніка?  
 JB – Так, викликав. Ось подивіться, тут тече кран, а на кухні протікає труба.  
 г – Хвилиночку, треба уважно оглянути. Я заміню трубу. Для цього треба перекрити воду.  
 JB – Як довго не буде води?  
 г – Не хвилюйтесь, за годину все зробимо.

**VOCABULARY:**

викликати, вони викличуть (P)	to call
слюсар-сантехнік (m)	plumber
•	•
подивіться	have a look
подивітися, вони подивляться (P)	
текті, вони течуть (I)	to flow; to run
кран (m)	faucet
а на кухні	meanwhile in the kitchen
протікати, вони протікають (I)	to trickle down; to leak
труба (f)	pipe
•	•
Хвилиночку = асс. of хвилиночка (f)	Wait just a moment
уважно	carefully
оглянути, вони оглянуть (P)	to look over
замінити, вони замінюють (P)	to change; to substitute
Для цього	for this purpose
перекрити, вони перекривають (P)	to shut off
•	•
Як довго не буде води?	How long will there be no water?
•	•
[не] хвилюйтесь	[Don't] worry
хвилюватися, вони хвилюються (I)	to be upset; to be agitated
за (+ accusative)	in
годину = accusative (f)	an hour
•	•

## GRAMMAR AND VOCABULARY EXPLANATION

(1) *На кухні* ('In the kitchen') is the idiomatic equivalent of 'in the kitchen.' By the same token, 'I'm going to the kitchen' will be: *Іду на кухню.*

However, location in, or motion to all other rooms of the house is expressed with the preposition *у*: *у спальні / у спальню* ('in the bedroom / into the bedroom'); *у вітальні / у вітальню* ('in the livingroom / into the livingroom'); *у їдальні / у їдальню* ('in the dining room / into the diningroom').

(2) *Я заміню трубу. Для цього треба перекрити воду.* ('I will change the pipe. For this one needs to shut off the water.') When accompanied by a demonstrative pronoun, the preposition *для* means 'for this /that reason.'

## PRONUNCIATION AND SPELLING NOTE

(1) The demonstrative neuter pronoun *це* ('this'), when declined, exhibits sound features typical of soft-stem words, despite the fact that its nominative form has no sign of palatalization:

Для цього треба вчитися.

For this reason we have to study.

Тут немає цього слова.

This word is not here.

На цьому місці ми розпочнемо урок.

At this point we will begin our lesson.

This feature also appears in the masculine counterpart of *це* — *цей*. And the feature is typical of all neuter words ending in *-це*, for example: *сонце* ('sun'); *місце* ('place'). Thus, it helps to remember that such words follow the pattern of soft-stem words when they are declined.

## SENTENCE PATTERNS AND GRAMMAR STRUCTURE

Ось подивіться, тут тече кран, а на кухні протікає труба.

Here have a look here is running the faucet and in the kitchen is leaking a pipe.



*A menep ... ðvi nepcnekmuðu*  
*And now ... two perspectives*

*Домъ рогама*

*A house is a horned beast*

*Своа стпйца - своа вмица*

*To have a roof over one's head is to know joy*

## TOPIC 10

### *AT THE WORKPLACE*

### *РОБОТА*



Bohdan Samka, *Where is the devil driving you?* 1975.

#### **CULTURE NOTE: INDEPENDENCE AND POST-COLONIAL REALITIES**

#### **COMPETENCIES:**

1. to introduce oneself as a Peace Corps Volunteer and to describe the goals of Peace Corps.
2. To ask questions about one's duties at work.
3. To arrange a business meeting.
4. To report on the progress of a specific project.
5. To respond to questions concerning salary.



## INDEPENDENCE AND POST COLONIAL REALITIES

Ukraine has been so inextricably tied to the Soviet system that its integration with the West will be a long and painful process. Complete fiscal laxity in the last years of Communist rule have left this fledgling democracy in ruins. With Russia proclaiming itself the legal successor of the Soviet Union, Ukraine's assets in the former Union's bank have been completely confiscated.

The dilapidated economy is apparent in all sectors: the agricultural; the industrial and the entrepreneurial. Most offices, in addition to meager furnishings, have little else connecting them with modernity. Photocopying machines are a rare commodity. Equally rare are word processors and other forms of computer technology. Although typewriters still reign supreme, there is very little paper available for everyday office use.

Work ethics among the general population are far from ideal. Decades of forced discipline and sloganeering about the struggle of socialism have alienated workers from professional commitment. Victims of lawlessness and disregard for workers' rights, the workers themselves have become outlaws. The popular joke "We pretend that we work, and the state pretends that it pays us" captures, in a nutshell, the general mindset. It is difficult for workers to exhibit initiative and a sense of responsibility when these impulses were stifled for so long. It is not uncommon for workers to steal from the workplace. This legacy remains a powerful obstacle in the normalization of business relationships.

In Central and Eastern Ukraine small businesses that flourished in the early 1920's — during the period of Ukrainization and the New Economic Policy — were dealt a devastating blow by the terror of the late 1920's and the famine of 1933. The Ukrainian peasantry never quite recuperated from this. Western Ukraine, on the other hand, became part of the Soviet Union only after World War II. Thus, the tradition of cottage industries and cooperative businesses that sustained Ukrainians living under Polish administration are still remembered by the older generation of Halychany (i.e., inhabitants of Halychyna [Galicia]).

Today, the entrepreneurial spirit has gripped wide segments of the Ukrainian population. However, there is as yet no bank support available for small- to medium-sized businesses. Small-scale enterprises initiated solely by Ukrainians do not have the benefit of the five-year tax holiday enjoyed by joint ventures. According to some reports, the tax slapped on such businesses is prohibitively high. On the other hand, there is very little taxation on an individual level. Conditions are ripe for the virtual take-over by the black market.

There is no stock market and almost no investment funding or counselling. Unfortunately, when there is something to be sold, it may be sold many times over. Ukrainians have been so isolated from everything related to a market economy that they are totally innocent of basic protocol. There are no laws to protect those who may suffer

financially when their partners back out of a deal. Despite the numerous glitches, many Westerners believe that there are substantial investment opportunities in Ukraine and that the key strategy is to diversify.

The standard work week in Ukraine consists of five days. Office employees work from 9:00 AM to 6:00 PM. Factory workers, on the other hand, may be engaged in one of three daily shifts. Some produce stores remain open daily until 7:00 PM, others until 8:00 PM. On Sundays they are open until mid-day. Other stores have Sundays and even Mondays off.

In most everyday situations Ukrainians use a twelve-hour schedule to indicate time. However, to avoid confusion, they break up the twenty four hours into four segments:

ра́нок	= the morning	— from 3:00 AM to approximately 11:00 AM
де́нь	= the day	— from 11:00 AM to approximately 4:00 PM
вече́р	= the evening	— from 5:00 PM till 11:00 PM
ніч	= the night	— from approximately midnight to 2:00 AM

However, the timetables of all transportation services and many institutions (such as hospitals and banks) observe a 24 hour schedule.



- 1. to Competency:** To introduce oneself as a Peace Corps Volunteer and describe the goals of Peace Corps.  
**Situation:** Formal social gathering.  
**Roles:** John Baker (PCV) and a stranger.

- S – Вибачте, ви канадець?  
 JB – Ні, я американець.  
 S – А що ви робите в нас в Україні?  
 JB – Я доброволець Корпусу миру. Наша організація допомагає країнам, які офіційно звернулися за нашою допомогою. Я працюю разом із київськими бізнесменами над створенням малого бізнесу.  
 S – Як цікаво. Ви у нас надовго?  
 JB – На два роки.

## VOCABULARY:

канадець (m)	Canadian (noun)
•	•
американець (m)	American (noun)
•	•
в Україні = loc. of <i>Україна</i> (f)	in Ukraine
•	•
доброволець (m)	volunteer [applies to men and women]
наша (f)	our
організація (f)	organization
допомагати, вони допомагають (I)	to help; to assist
країнам = dative of <i>країни</i> (pl)	countries
які (pl)	that
офіційно	officially
звернутися, вони звернуться (P)	to turn (with a request)
за (+ instrumental)	for
нашою допомогою = instr. of [ <i>наша</i> ] <i>допомога</i> (f)	our help
разом із	assistance, help, aid
київськими бізнесменами	together with
= instrumental of <i>київські</i> (pl)	Kiev businessmen
бізнесмени (pl)	Kiev (adjective)
над [always governs instrumental]	businessmen (noun)
створенням = instr. of <i>створення</i> (n)	on
малого = gen. of <i>малий</i> (m)	creation
бізнесу = gen. of <i>бізнес</i> (m)	of small
	business

•	•
як цікаво	How interesting
[ви у нас] над́овго	[will you be among us] for long
•	•
на (+ accusative) два ро́ки	for two years
•	•

### GRAMMAR AND VOCABULARY EXPLANATION

(1) In Ukrainian the term used for designating an individual's nationality is a noun. Unlike English, this term is not spelled with a capital letter:

Ви кана́дець?	Are you a Canadian? [male]
Ні, я амери́канець.	No, I'm an American [male]
Ви кана́дка?	Are you a Canadian? [female]
Ні, я амери́канка.	No, I'm an American [female]
Ви росі́яни?	Are you Russians? [plural]
Ні, ми украї́нці.	No, we are Ukrainians [plural]

On the other hand, terms designating an item's point of origin are always adjectives:

Це амери́канський журна́л «Тайм».	This is the American magazine <i>Time</i> .
Це амери́канська газе́та «Нью Йорк Таймс».	This is the American newspaper <i>The New York Times</i> .
Це украї́нські підру́чники.	These are Ukrainian manuals.

(2) In Ukrainian the recipient is expressed in the *dative*. The dative form of all plural nouns ends in *-ам*:

Наша організа́ція допомага́є краї́нам...	Our organization helps <i>countries</i> ...
Корпус ми́ру допомага́є росі́янам.	The Peace Corps assists <i>Russians</i> .
Ми теж допомага́ємо украї́нцям.	We also help <i>Ukrainians</i> .

(3) Я працюю разом із київськими бізнесменами ('I work together with Kiev businessmen'). The instrumental form of all plural adjectives ends in *-ими*:

Що будемо робити з радянськими карбованцями?  
What will we do with *Soviet* rubles?

Що ти зробила з моїми сініми штанами?  
What have you done with my *dark-blue* trousers?

### SENTENCE PATTERN AND GRAMMAR STRUCTURE

Наша організація	допомагає країнам,	які офіційно
Our organization	assists countries	that officially

звернулися за	нашою	допомогою.
have turned for	our	help

☺ ☺ ☺

2. **Competency:** To ask questions about one's duties at work.  
**Situation:** At the project office.  
**Roles:** John Baker (PCV) and Mr. Herasymenko, project manager.

- JB – Пане Герасимнеко, я починаю працювати у вас наступного тижня. У чому полягатимуть мої обов'язки?  
 рН – Ви будете працювати з групою бізнесменів, які хочуть мати власні ресторани. Їх цікавить усе: де взяти гроші, як організувати рекламу, у чому полягає конкуренція і які небезпеки чекають їх.  
 JB – Які мої години праці?  
 рН – З дев'ятої ранку до шостої вечора. Перерва на обід – з першої до другої.

**VOCABULARY:**

почина́ти, вони почина́ють (I)	to begin; to commence
настúпного = gen. of настúпний (m)	<b>next</b>
тíжня = gen. of тíждень (m)	<b>week</b>
у (+ loc.) чóму = locative of що	what; of what
поляга́ти, вони поляга́ють (I)	to consist ; to comprise
обóв'язки (pl)	responsibilities; duties
•	•
гру́пою = instr. of гру́па (f)	<b>group</b>
бізнесме́нів = genitive (pl)	<b>of businessmen</b>
які (pl)	<b>who</b>
хóчуть ма́ти	want to have; wish to have
власні (pl)	own
рестора́ни (pl)	restaurants
Їх ціка́вить	<b>they are interested in...</b>
їх = accusative of вони́	them
ціка́вити, вони ціка́влять (I)	to interest
де взя́ти	<b>where to obtain</b>
гро́ші (pl)	money (always plural)
як організува́ти (вони організу́ють, I)	<b>how to organize</b>
рекла́му = accusative (f)	<b>advertisement; commercials</b>
конкуре́нція (f)	competition

які небезпéки (pl)

чекáти, вони чекáють (I)

Які мої годíни пра́ці?

годíни (pl)

пра́ці = genitive of пра́ця (f)

•

з (+ gen.)

дев'ято́ї = genitive of дев'ята)

ра́нку = genitive of ра́нок

до (+ gen.)

шóбтої = genitive of шóбта (f)

вéчора = genitive of вéчир (m)

перéрва (f)

на (+ accusative) обі́д (m)

пéршої = genitive of пéрша (f)

дрóгої = genitive of дрóга (f)

•

what perils (dangers)

await; wait

What are my working hours?

hours

of work

•

from

nine

here: a.m.

to

six

here: p.m.

break

for lunch

one (o'clock)

two (o'clock)

•

## GRAMMAR AND VOCABULARY EXPLANATION

(1) When expressions such as 'next week,' 'next day,' 'next month,' or 'next year' serve to designate the time when an activity takes place, they appear in the *genitive* case and do not use a preposition:

Я починаю працювати у вас  
настúпного тiжня.

I begin to work here [at your office]  
„next week.

Настúпного дня ми поiхали до Киiва.

The next day we travelled to Kiev.

Приiду настúпного мiсяця.

I will come next month.

(2) The idiomatic equivalent of English expressions such as 'to consist of' and 'to entail' combines the phrase *у чóму* with the verb *полягáти*:

У чóму полягáтимуть моi обóв'язки?  
What will my responsibilities consist of?

(plural subject, future tense)

У чóму полягáє конкурéнцiя?  
What does competition entail?

(singular subject, present tense)

(3) When expressing the idea 'to be interested in', the person showing an interest is expressed in the *accusative* case. Whenever the object of the interest is an item or a human being it is expressed in the *nominative* case and, therefore, acts as the subject of the sentence:

*Їх цікавить усе.*  
Everything interests them.

*Українських бізнесменів цікавлять американські принципи.*  
American principles interest Ukrainian businessmen.

(4) To state from what time an activity takes place, use the preposition *з* followed by the hour expressed in the *genitive*. To state until what time an activity takes place, use the preposition *до* followed by the hour expressed in the *genitive*. The segment of the day or night is also expressed in the *genitive*:

*З дев'ятої ранку*  
*до шостої вечора.*

From *nine a.m.*  
to *six p.m.*

Compare:

*З дев'ятої вечора*  
*до першої ночі.*

From *nine p.m.*  
to *one a.m.*

## SENTENCE PATTERNS AND GRAMMAR STRUCTURE

Ви You	будете працювати will be working	з групою with a group	бізнесменів, of businessmen
які who	хочуть мати want to have	власні ресторани. their own restaurants	

☺ ☺ ☺



3. **Competency:** To arrange a business meeting  
**Situation:** At the project office.  
**Roles:** John Baker (PCV) and Mr. Herasymenko, project manager.

- JB – Пане директоре, на котру годину призначено нашу зустріч?  
 рН – На другу. Засідання відбудеться в кімнаті № 15 (номер п'ятнадцять).  
 JB – Дякую за інформацію.  
 рН – До зустрічі.

### VOCABULARY:

директоре = vocative of <i>директор</i> (m)	director; manager
на котру годину призначено нашу зустріч	for what time has our meeting been scheduled?
на (+ accusative)	for
котру годину = acc. of <i>котра година</i>	what time
призначено	[has been] scheduled
нашу зустріч = accusative (f)	our meeting
•	•
на (+ accusative)	for
другу = acc. of <i>друга</i> (f)	two (o'clock)
засідання (n)	meeting
відбутися, вони відбудуться (P)	to take place
в (+ locative)	in
кімнаті = loc. of <i>кімната</i> (f)	room
номер (m)	number
п'ятнадцять	fifteen
•	•
До зустрічі	Good bye (literally: <i>Till we meet again</i> )
•	•

## GRAMMAR AND VOCABULARY EXPLANATION

(1) Ukrainian uses impersonal passive constructions less frequently than English. They are quite easy to recognize, however, because all of them end in *-о* and derive from transitive verbs (i.e., verbs that directly influence an object) of perfective aspect. For example:

призначити, вони призначають (P) = to schedule

На котру годину призначено нашу зустріч?

For what time has our meeting been scheduled?

зробити, вони зроблять (P) = to do:

Це було зроблено в Японії.

This was made in Japan.

(2) When followed by a designation of time stated in the ACCUSATIVE case, the preposition *на* means 'for.' This construct may be used whenever indicating an appointment or a deadline:

На котру годину...?

For what time...?

На другу.

For two o'clock.

Нашу зустріч призначено на четвер. Thursday.  
Our meeting has been scheduled for Thursday.

Напиши це на понеділок.

Write this for Monday.

Зроби це на наступний тиждень.

Do this for next week.

(3) The noun *зустріч* has more than one meaning: 'encounter,' 'meeting,' 'appointment.' The phrase *До зустрічі!* is the preferred form of bidding farewell when an encounter between the parties involved is expected or imminent.

## SENTENCE PATTERN AND GRAMMAR STRUCTURE

Засідання

призначено

на другу.

The meeting

has been scheduled

for two o'clock.

☺ ☺ ☺

4. **Competency:** To report on the progress of a specific project.  
**Situation:** At the project office.  
**Roles:** John Baker (PCV) and Mr. Herasymenko.

- PH – Пане Бейкер, ви працюєте в нас уже два місяці. Які ваші успіхи?  
 JB – Мені дуже приємно працювати з вашими бізнесменами. Вони сповнені ентузіазму, хоча проблем ще багато.  
 PH – Що на даному етапі найважче?  
 JB – Переконати у необхідності доброго сервісу і конкуренції. Але все це прийде з досвідом.

### VOCABULARY:

два місяці (pl)	two months
які ваші успіхи (pl)	What are your successes?
•	•
з (+instrum.) вашими (pl)	with your
сповнені (pl) adjective	full
ентузіазму = genitive (m)	of enthusiasm
хоча	although
проблём = genitive of <i>проблему</i> (pl)	problems
ще багато	[there] still [are] many
•	•
що	what
на (+locative)	at
даному = loc of <i>даний</i> (m)	this; given
етапі = loc. of <i>етап</i> (m)	stage
найважче	[is] the most difficult
•	•
переконати, вони переконують (P)	to convince
у (+locative)	about
необхідності = loc. of <i>необхідність</i> (f)	absolute necessity / need
сервісу = genitive (m)	of service
конкуренції = gen. of <i>конкуренція</i> (f)	of competition
всё це	all this
з (+instrumental)	with
досвідом = instrumental of <i>досвід</i> (m)	experience
•	•

## GRAMMAR AND VOCABULARY EXPLANATION

(1) The length of time an action endures is expressed by the *accusative* case. Unlike English, such situations never employ a preposition:

Ви працюєте в нас уже два місяці.

You have been working with us *for two months* already.  
You have been working with us *two months* already.

Будемо відпочивати годину.

We will rest *for an hour*.  
We will rest *an hour*.

Хвилиночку. (Topic 9[2], p.137)

Wait just a moment.

(2) *Що на даному етапі найважче?* ('What is the most difficult at this stage?'). The idiomatic equivalent of the expression 'at this stage,' *на даному етапі*, consists of the preposition *на* followed by the phrase *даний етап* ('given stage') expressed in the *locative* case.

(3) *Переконати [їх] у необхідності доброго сервісу і конкурентності.* ('To convince [them] of the absolute necessity of good service and competitiveness.')

The person or people directly affected by the verb *переконати* ('to convince,' 'to persuade') — i.e., those being persuaded — are always expressed in the accusative case. However, the nature or the content of the persuasion is expressed with the construction *у + locative case*:

У чому ви хочете їх переконати?

What do you wish to convince them of?

Він переконав мене у потребі вчитися.

He convinced me of the need to study.

## SENTENCE PATTERN AND GRAMMAR STRUCTURE

Вони	сповнені	ентузіазму,	хоча	проблём	ще	багато.
They	are full	of enthusiasm	although	problems	there still are	many.

☺ ☺ ☺

5. **Competency:** To respond to questions concerning salary.  
**Situation:** At a friend's apartment.  
**Roles:** John Baker (PCV) and his friend Andriy Moroz.

AM – Джоне, я знаю, що ти багато працюєш. Мабуть, ти добре заробляєш?

JB – Мені вистачає на життя. Не забувай, що я доброволець.

AM – Скажи, а в Америці ти заробляєш більше, ніж тут?

JB – Звичайно. Але я знаю, наскільки моя праця потрібна.

### VOCABULARY:

ма́буť, ти дб́ре заробля́єш	you probably earn well
заробля́ти, вони заробля́ють (I)	to earn
•	•
Мені вистача́є	It's sufficient for me
на (+ accusative) житт́я	to live on
житт́я (n)	life
•	•
в (+ locative) Аме́риці = locative	in America
of Аме́рика (f)	
б́льше, ніж тут	more than here
ніж	than
•	•
Звича́йно	of course
наскі́льки	to what extent
потре́бна (f) adjective	necessary
•	•

### GRAMMAR AND VOCABULARY EXPLANATION

(1) *Мені вистачає на життя* ('It's sufficient to live on'). The third-person singular form of the imperfective verb *вистачати* ('to be enough'; 'to suffice') in conjunction with the preposition *на* serves as the idiomatic equivalent of the English expressions 'sufficient for' and 'sufficient to.'

Depending on the situation, the expression may also employ this verb's perfective pair *вістачити* (see Topic 5 [3], p. 85): *Вам вістачить на кілька днів* ('It will be enough for a few days.')

## Topic 10

Both *вистачáти* and *вiстачити* are impersonal verbs; thus, the past tense of these expressions will be rendered in the neuter:

*Мені вистачáло на життя.* (I) It was sufficient to live on  
*Мені вiстачило на кілька днів.* (P) It sufficed for a few days.

2) Statements of comparison may be expressed in a couple of ways. The least complicated of these involves expressions such as 'more than' or 'less than,' with the equivalent of 'than' (*ниж*) introducing a subordinate clause:

В Амєрицi ти заробляєш бiльше, нiж тут?  
In America you can more than here?

In situations when *ниж* introduces a declinable word, the second term of comparison is rendered in the same case as the term to which it is compared. Thus, in the following sentence note that *бiзнесм. iн* appears in the nominative just like *профєсор*:

*Профєсор заробляє мєнше, нiж бiзнесмєн.*  
A professor earns less than a businessman.

### SENTENCE PATTERNS AND GRAMMAR STRUCTURE

Джоне,	я знаю,	що ти	багато	працюєш.
John,	I know	that you	a lot	work.
Мабуть,	ти	добре	заробляєш?	
Probably,	you	well	earn?	

☺ ☺ ☺

*Договор дороже денег.*  
*A treaty is more valuable than money.*

*A popular saying.*

## TOPIC 11

### *MEDICAL ASSISTANCE* *МЕДИЧНА ДОПОМОГА*



Jacques Haindovsky, *Portrait*, 1944.

#### **CULTURE NOTE: HEALTH CARE IN NEED OF HEALING**

##### **COMPETENCIES:**

1. To obtain medical assistance.
2. To describe one's state and to answer the doctor's questions.
3. To buy medicine.



## HEALTH CARE IN NEED OF HEALING

The Soviet system created a very extensive network of free medical services. These include: regional polyclinics (*районні поліклініки*) which tend to the needs of registered inhabitants; hospitals designated to serve distinct professional groups (*відомчі лікарні*); oblast' and republican hospitals; clinics attached to various medical institutes (*базові клініки*); specialized clinics and children's hospitals; and dispensaries specializing in the treatment of various diseases. Villages have their individual medical stations usually run by a male or female nurse. Businesses, institutes and schools also have their own stations. Medical doctors are trained at special Medical Institutes where the program lasts approximately six years. General medical personnel is trained in so-called *медучилища*.

Individuals in need of medical assistance will first approach their local general practitioners. These, in turn, direct patients to specialists and, whenever the need arises, testify in writing that a patient must take sick leave. This document, called a *бюлетень* ('bulletin') allows the patient's professional union to pay for whatever losses are incurred during the time of illness. Whenever the illness prevents the patient from visiting the doctor, house calls are made by the general practitioner. Ambulance service may be requested by dialing 03.

The lamentable state of the economy has placed the health care system in Ukraine on the verge of a complete breakdown. Medical equipment and basic supplies such as bandages and anesthetics are in very short supply. A typical doctor's base salary is, at the very most, only one-third of that earned by taxi drivers or coal miners. Although there is no lack of pharmacies, there is a critical lack of even the most basic medicines. Whatever is available costs inordinately large sums. There is a growing awareness that soon it will be necessary to introduce radical measures — among them, not only the concept of individual medical insurance, but also the idea that one must pay for treatment. In fact, the first such centers where medical services are not altogether free have already been introduced.

The lack of service personnel, medicines, and equipment, has encouraged the proliferation of numerous healers (*цілітєлі*) and clairvoyants (*екстрасенси*). On another level, the dire state of official medicine has also encouraged the revival of Ukrainian folk medicine, especially fitotherapy (i.e., herbal medicine). Today it is not uncommon to find "green pharmacies" supplying a variety of natural medicines.



1. **Competency:** To obtain medical assistance.  
**Situation:** At the reception desk of the medical center.  
**Roles:** John Baker (PCV) and nurse (*медсестра*) at registration desk.

- JB – Скажіть, будь ласка, до якого лікаря мені записатися? У мене болить живіт, і мене нудить.  
 N – Можу записати вас до лікаря Михайленка. Він терапевт і добрий спеціаліст із шлункових захворювань.  
 JB – А коли він приймає?  
 N – Сьогодні з 13 (тринадцятої) до 18 (вісімнадцятої) години у кабінеті № 80 (номер вісімдесят).

**VOCABULARY:**

до якого лікаря до (+ gen.) якого = genitive of <i>який</i> лікаря = genitive of <i>лікар</i> (m) записатися, вони запишуться (P) живіт (m) менé (acc. of я) нудить нудити, вони нудять (I)	with which physician literally: to which physician to register oneself stomach, belly I feel nauseous to nauseate (transitive verb)
•	•
можу записати вас записати, вони запишуть (P) Михайленка = gen. of <i>Михайленко</i> терапевт (m) спеціаліст (m) із (+ gen.) шлункових захворювань = gen. of шлункові (pl) захворювання (n) приймати, вони приймають (I)	I can register you to register (someone else) Mykhailenko doctor of internal medicine specialist of stomach ailments stomach (adjective) ailment here: to see [patients]
•	•
з (+ gen.) тринадцятої до (+ gen.) вісімнадцятої години кабінеті = locative (m) вісімдесят	from 1:00 PM [=13:00 o'clock] to 6:00 PM [=18:00 o'clock] office; study eighty
•	•

## GRAMMAR AND VOCABULARY EXPLANATION

(1) Some verbs acquire a reflexive meaning with the *-ся* suffix. What this means is that the action of the verb is directed toward the subject itself:

- До якого лікаря мені записатися?
- With which physician am I supposed to register [myself]?

*Записати*, the non-reflexive counterpart of *записатися*, acts upon an object (*вас = you*) other than the subject (*я = I*) of the sentence:

- Можу записати вас до лікаря Михайленка.
- I can write you down for physician Mykhailenko.

(2) The verb ‘to ache’ (*боліти*) has only the third-singular and plural forms (*болить* and *болять*) since it refers to the part or parts of the body that ache:

- |                               |  |
|-------------------------------|--|
| У мене бо́літь живі́т.        | I have a stomach ache.<br>[My stomach hurts]                                   |
| У мене дуже бо́літь го́лова́. | I have a very bad headache.<br>[My head hurts very much;<br>Topic 1(4), p. 33] |
| У мене бо́лять но́ги.         | My feet [legs] hurt.   |

(3) The idiomatic equivalent of the expression ‘to see patients’ is *прийма́ти паціє́нтів*. Thus, *А коли він прийма́є?* is short for: *А коли він прийма́є паціє́нтів?* (‘And when does he see patients?’)

(4) *Сьогодні він прийма́є паціє́нтів з трина́дцяти до ві́сімнадцяти го́дини* (‘Today he sees patients from 13:00 o’clock to 18:00 o’clock’).

When a twenty-four hour schedule is observed, the segment of the day — e.g., *ра́нку* (‘morning’) or *вече́ра* (‘evening’) — is not specified (compare Topic 10 [2])

**SENTENCE PATTERN AND GRAMMAR STRUCTURE**

Він      терапевт                              і добрий спеціаліст      із шлункових захворювань.

He is      a doctor of internal medicine      and a good specialist                              of stomach ailments.

☺ ☺ ☺

2. **Competency:** To describe one's state and to answer the doctor's questions.

**Situation:** At the doctor's office.

**Roles:** John Baker (PCV) and the doctor (*лікар*).

- Dr. – Що вас турбує?  
 JB – У мене болить голова, висока температура і сильний кашель.  
 Dr. – Зараз я вас послухаю. Ви дуже застудилися. У вас бронхіт.  
 Dr. – Які ліки мені треба приймати?  
 Dr. – Аспірин тричі на день. Крім того я випишу мікстуру від кашлю.  
 Раджу полежати в ліжку пару днів, а тоді прийдете знову до мене.

### VOCABULARY:

що вас турбує? турбувати, вони турбують (I)	what troubles / ails you? to trouble; to disturb; to ail
•	•
висібка (f) температура (f) сильний (m) кашель (m)	high temperature strong; here: bad cough
•	•
зараз я вас послухаю послухати, вони послухають (P) застудитися, вони застудяться (P) бронхіт (m)	now; immediately I will listen to you[r lungs] to listen to catch a cold (reflexive verb) bronchitis
•	•
які ліки мені треба приймати? ліки (pl)	what medicine am I supposed to take? medicines
•	•
тричі на день крім (+ genitive) того = genitive of <i>той</i> виписати, вони випишуть (P) мікстуру від кашлю мікстура (f) від (+ gen.) кашлю	three times a day in addition to that to prescribe cough syrup mixture for cough

ра́дити, вони ра́дять (I)	to advise; to suggest; to recommend
поле́жати, вони́ поле́жать (P)	to lie [for a while]; to stay in bed
в (+ locative)	in
лі́жку = loc. of лі́жка (m)	bed
па́ру = accusative of па́ра (f)	for a couple
зно́ву	again

### GRAMMAR AND VOCABULARY EXPLANATION

(1) The idiomatic equivalent of 'to take medicine' is *прийма́ти ліки*. Consequently:

Я прийма́ю антибіо́тики.  
I am taking antibiotics.

Він віри́ть наро́дним лі́кам і не прийма́є аспіри́ну.  
He has faith in folk medicine and doesn't take aspirin.

(2) The idiomatic equivalent of 'to catch a cold' is the perfective verb *засту́дитися*. The future form of this verb is irregular:

Я застуджу́ся тут.	I will catch a cold here.
Ти застуди́шся тут.	You will catch a cold here.
Він (вона) застуди́ться тут.	He (she) will catch a cold here.
Ми застудимо́ся тут.	We will catch a cold here.
Ви застудите́ся тут.	You will catch a cold here.
Вони застудя́ться тут.	They will catch a cold here.

This irregular pattern is also observed by *ра́дити, я ра́джу* ('to advise') and similar verbs.

(3) As a rule, the preposition *від* means 'from.' However, it is also used to indicate the purpose of a medicine (be it a syrup, tablet or capsule):

Мікстура від ка́шлю.	Cough syrup.
Табле́тки від бо́лю голо́ві.	Head-ache tablets.

SENTENCE PATTERN AND GRAMMAR STRUCTURE

Раджу полегати в ліжку пару днів, а тоді прийдете знову до мене.

I advise to stay in bed for a couple of days, and then you will come again to me



3. **Competency:** To buy medicine.  
**Situation:** At the pharmacy.  
**Roles:** John Baker (PCV) and pharmacist (*аптекарь*).

- JB – Мені потрібно пакетик аспірину і йод.  
 Ph. – Йоду в нас немає, візьміть замість нього зеленку.  
 JB – Добре, отже, аспірин і зеленка. Дайте мені ще пластир і неширокий бинт.  
 Ph. – Платіть у касу 10 карбованців 3 копійки.

**VOCABULARY:**

**мені потрібно**

потрібно

**пакетик (m)**

**аспірину = genitive (m)**

**йод (m)**

•

**замість**

**нього = gen. of *він* [after preposition]**

**зеленку = accusative (f)**

•

**отже**

**дайте [дати, вони дають (I)]**

**ще**

**пластир (m)**

**неширокий (m)**

**бинт (m)**

•

**платіть [платити, вони платять (I)]**

**у (+ accusative) касу (f)**

•

**I need**

it is necessary

**small packet**

**of aspirin**

**iodine**

•

**instead**

**of it [referring to iodine]**

**aniline antiseptic**

•

**then; therefore**

**give!**

**here: in addition**

**first-aid tape**

**not wide; narrow**

**bandage**

•

**pay!**

**the cashier**

•

**GRAMMAR AND VOCABULARY EXPLANATION**

(1) *Йоду в нас немає...* ('We don't have iodine...'). The inflected nature of Ukrainian permits greater flexibility of word order. In this sentence, the placing of the word for 'iodine' in initial position serves to emphasize the lack of this product: *Iodine we don't have*. Note that,



regardless of its position in the sentence, *йод* is the object of a negated verb and, for this reason, it must appear in the genitive.

(2) The preposition *зámість* ('instead of') always governs the genitive case. Thus *зámість ньóго* means 'instead of it' (in reference to *йод*, a masculine noun).

### SENTENCE PATTERNS AND GRAMMAR STRUCTURE

Добре,	отже,	аспірин	і зеленка.
Well,	[let it be] then,	aspirin	and the aniline antiseptic.



*Бувай здорова, як вода, а багата, як земля.  
Be healthy as water, and wealthy as the earth.*


*A folk wish of well-being, addressed to a woman.*

## TOPIC 12

### *MONEY. COMMUNITY SERVICES* *ГРОШІ. СУСПІЛЬНА СЛУЖБА*



Two-Hryvni Bill issued by the Ukrainian National Republic (1919)



Medieval Ukrainian Coins with Prince Volodymyr's Trident

#### **CULTURE NOTE: TOWARD AN INDEPENDENT MONETARY SYSTEM, GENERAL COMMUNITY SERVICES**

#### **COMPETENCIES:**

1. to cash a check in the bank and to ask about the rate of exchange.
2. To open a savings account.
3. To inform the militia about items lost.
4. To have clothes dry-cleaned.
5. To have shoes repaired.

## TOWARD AN INDEPENDENT MONETARY SYSTEM GENERAL COMMUNITY SERVICES

When Moscow curtailed the supply of rubles to Ukraine it became absolutely necessary to introduce the coupon system in Ukraine. Circulating in denominations of 3, 5, 10, 25 and 50, coupons enjoy parity with the ruble and are used for buying food and other products. Rubles, which in Ukrainian are called *карбованці* (karbóvantsi) — are still used for purchasing rail and airplane tickets, and for taking care of community services, postage, newspaper subscriptions, etc. Until very recently, all transactions were in cash. Lately, however, savings banks have introduced special checks intended for the purchase of very expensive items such as furniture, appliances, cars, etc. The ruble's buying power has been steadily declining, while coupons are now being envisioned as a transitional tool before Ukraine's own currency is introduced. It is expected that by August 1992 rubles will no longer be in use, and that by January 1993 the Ukrainian *зрівня* (hryvnia) will take over all transactions.

Although every day there are more and more economic ties established with Western countries, Ukrainian citizens can not as yet exchange their rubles for hard currency. Only people travelling West are sometimes allowed to exchange a limited amount. On the other hand, foreigners travelling to Ukraine can easily exchange their currency for rubles at the bank, the hotel, and the airport. Today the official rate of exchange for the American dollar (115.00 rubles) is not much smaller than that offered by the black market. Thus, it makes little sense to engage in transactions with strangers. Savings in rubles may be deposited in one of three types of bank accounts. Thus far, there are no savings accounts for anyone of the Western currencies.

Public order is maintained by the militia. In emergencies, it is necessary to request assistance from the nearest militia post, or to dial 02. When calling from a telephone booth a coin in such instances is not necessary.

The Ukrainian equivalent of the Lost and Found Bureau is called *Бюро знахідок* (Bureau znakhidok).

Most cities will have laundries (*пральні*), dry-cleaners (*пункти хімчистки*), clothes-repair shops (*майстерні лагодження одягу*), shoe-repair shops (*майстерні лагодження взуття*), and watch-repair shops (*майстерні ремонту годинників*). To locate such shops it is best to turn to so-called *Будівки побуту* (Service Establishments) which coordinate the functioning of various shops.

☺ ☺ ☺

1. Competency: To cash a check in the bank and to ask about the rate of exchange.  
 of Situation: At the bank.  
 Roles: John Baker (PCV) and bank clerk.

- JB – Ви обмінюєте туристам чеки на українські гроші?  
 С. – Так, а скільки ви хочете обміняти?  
 JB – Сто американських доларів. Який, до речі, сьогодні курс долара?  
 С. – Один долар до 130 (ста тридцяти) гривень.

**VOCABULARY:**

обмінювати, вони обмінюють (I)	to exchange; here: to cash
туристам = dative of <i>туристи</i> (pl)	for tourists
чеки (pl)	checks
на (+ accusative)	into
українські гроші	Ukrainian money
•	•
обмінювати, обмінюють (P)	to exchange; here: to cash
•	•
сто (+ genitive)	one hundred
американських доларів = genitive of американські долари (pl)	American dollars
який курс долара	what is the dollar's rate of exchange
курс (m)	course; here: rate
долар (m)	dollar
до речі (idiomatic expression)	by the way (literally: <i>while we are on this topic</i> )
•	•
один (m)	one
до (+ genitive)	to
ста = genitive of <i>сто</i>	one hundred
тридцять = genitive of <i>тридцять</i>	thirty
гривень = genitive of <i>гривні</i> (pl)	hryvni (plural of <i>hryvnia</i> )

**GRAMMAR AND VOCABULARY EXPLANATION**

(1) Verbs of cashing, changing and translating involve a "motion" from one state into another. For this reason, when they are used together with *на*, this preposition governs the *accusative* case:

Ви обмінюєте туристам че́ки на українські гро́ші?  
Do you cash traveler's checks into *Ukrainian money*?

Я тепе́р перекладаю з української мови́ на англійську.  
I'm now translating from the Ukrainian language into *English*.

(2) The noun *курс* usually mean 'course,' as in *Курс української мови* ('A Ukrainian-language course'). However, when applied to currencies, the noun means 'rate of exchange':

Курс америка́нського до́лара.	The American dollar's rate of exchange.
Курс французького ф́ранка.	The French franc's rate of exchange.
Курс радя́нського карбо́ванця.	The Soviet ruble's rate of exchange.
Курс української грі́вни.	The Ukrainian hryvnia's rate of exchange.
Курс німе́цької ма́рки.	The German mark's rate of exchange.

(3) All numerals are declined in Ukrainian. Thus, beside the nominative (i.e., the dictionary form), each number in Ukrainian will assume a genitive, accusative, locative, dative and instrumental form, depending on the number's function in a sentence. For example:

130 in the nominative = сто три́дцять; but after preposition *до*:

Оди́н до́лар до ста три́дцяти́ грі́вень = **genitive**  
One dollar to one hundred thirty hryvni.

The case endings of basic numerals is given in chart form in Appendix VII.

## SENTENCE PATTERN AND GRAMMAR STRUCTURE

Який,	до ре́чі,	сього́дні	курс	до́лара?
What is,	by the way,	today	the rate of exchange	the dollar's.

## SPELLING AND PRONUNCIATION NOTE

(1) We have already seen that some feminine nouns gain a vowel in the genitive plural in order to avoid the awkward consonantal cluster that arises when the stem does not take an ending. In previous examples, we illustrated the addition of *-o* to hard-stem nouns (*жіно́к, книжо́к, копію́к*).

Topic 12

In the case of soft-stem nouns, the vowel *-e* is added instead:

NOMINATIVE PLURAL of *грівня* ('hryvnia') = *грівні*

GENTIVE PLURAL: Сто тридцять гривень. One hundred thirty hryvni.

NOMINATIVE PLURAL of *пісня* ('song') = *пісні*

GENTIVE PLURAL: Олена знає багато пісень. Olena knows many songs.

• • •

18.7

2. **Competency:** To open a savings account.  
**Situation:** At the home of former host family.  
**Roles:** John Baker (PCV) and his friend Petro Skrypnyk.

- JB – Я хочу відкрити рахунок в ощадній касі. Порадь мені, як це зробити.  
 PS – У доларах чи в гривнях?  
 JB – У гривнях.  
 PS – Тобі треба звернутися до районного ощадного банку. Я покажу тобі, де це. І не забудь взяти з собою паспорт.

### VOCABULARY:

відкрити, вони відкриють (P)	to open
рахунок (m)	bill; here: account
в (+ locative)	in
ощадній = loc. of <i>ощадна</i> (f)	savings (adjective)
касі = loc. of <i>каса</i> (f)	here: bank
порадь	advise
порадити, вони порадять (P)	to advise: to give counsel
мені	me
як це зробити	how to do this
•	•
у (+ locative)	in
доларах = locative (pl)	dollars
чи	or
гривнях = locative of <i>гривні</i> (pl)	hryvni
•	•
звернутися, вони звернуться (P)	to turn; to approach; to go [with a request or proposal]
районного = gen. of <i>районний</i> (m)	regional
ощадного = gen. of <i>ощадний</i> (m)	savings
банку = gen. of <i>банк</i> (m)	bank
показати, вони покажуть (P)	to show; to demonstrate
де це	where this is located
з (+ instrumental)	with
собою = instr. of <i>себе</i>	oneself; here: you
паспорт (m)	passport

## GRAMMAR AND VOCABULARY EXPLANATION

(1) [*Рахунок*] у долларах чи в гривнях? ('[An account] in dollars or in hryvni'). The locative plural ending of all nouns, be they masculine or feminine, is *-ax*.

(2) *І не забудь взяти з собою паспорт* ('And don't forget to take [your] passport with yourself'). The reflexive pronoun *себе́* ('oneself') refers back to the subject of the sentence. It has no nominative case. It corresponds to all three persons and both numbers in English ('myself,' 'yourself,' 'himself,' 'herself,' 'itself,' 'ourselves,' 'yourselves,' and 'themselves.')

## SPELLING AND PRONUNCIATION NOTES

(1) In the phrase *чи в гривнях*, the preposition *в* is read as part of the preceding word, *чи*:

**ЧИВ** гривнях

(2) In the phrase *взяти з собою*, the preposition *з* is read as part of the preceding word, *взя́ти*:

**ВЗЯ́ТИЗ** собою

## SENTENCE PATTERNS AND GRAMMAR STRUCTURE

Тобі	треба	зверну́тися	до райо́нного	оща́дного ба́нку.
You	need	to turn	to the regional	savings bank.

Я	покажу́	тобі,	де	це.
I	will show	you	where located	this is.

☺ ☺ ☺



3. Competency: To inform the militia about items lost.  
 Situation: At the local militia post.  
 Roles: John Baker (PCV) and militiaman.

- JB – Добрий день. Це міліція?  
 М – Так, а в якій це справі?  
 JB – Я загубив свій фотоапарат.  
 М – Де ви його загубили?  
 JB – Мабуть, в автобусі.  
 М – Напишіть, будь ласка, заяву ось за цією формою і зайдіть до Бюро знахідок. Це на другому поверсі, кімната № 5 (номер п'ять).  
 JB – Спасибі.

## VOCABULARY:

міліція (f)

•

militia; here: militia office

•

в якій це справі

в (+ locative)

якій = loc. of *яка*справі = loc. of *справа* (f)

•

here: How can I help you?

in

what

concern; matter; affair

•

загубити, вон загублять (P)

свій (m)

фотоапарат (m)

•

to lose

one's own; here: my

camera

•

його = accusative of *він*

•

it (refers to camera)

•

напишіть

написати, вони напишуть (P)

заяву = accusative (f)

за (+instrumental)

цією = instr. of *ця* (f)формою = instr. of *форма* (f)

зайдіть

зайти, вони зайдуть (P)

до (+ genitive)

бюро (n) [does not decline]

знахідок = genitive of *знахідки* (pl)

write

application

according to

this

form

go

to go; to enter

to

bureau

of found items

на (+locative)	on
другому = loc. of <i>другий</i> (m)	second
підверсі = loc. of <i>підверх</i> (m)	floor
•	•

## GRAMMAR AND VOCABULARY EXPLANATION

(1) *В якій це справі?* is a short version of *В якій це справі ви прийшли?* ('What concern brings you here?') or *В якій це справі ви дзвоните?* ('What is the purpose of your call?'). In this competency, the question functions as an idiomatic equivalent of 'How can I help you?'

This idiom has a broad range of applications. Other examples of its use include:

Олена подзвонила до мене у важливій справі...  
Olena called me on an important matter...

Не знаю в якій справі він дзвонив...  
I don't know why he called...

This construction *у ... справі* always employs the preposition *у* + the locative case.

(2) *Це на другому підверсі* ('This is [located] on the second floor'). Under the influence of Soviet culture, in most parts of Ukraine, *перший підверх* is used in reference to 'ground floor.' Consequently, *другий підверх* refers to the 'second floor,' *третій підверх* to the third; etc.

In some parts of Western Ukraine, however, *перший підверх* still refers to the 'second floor;' i.e., the first floor above (*підверх*) ground. Consequently, in these areas *другий підверх* refers to the 'third floor,' *третій підверх* to the fourth, etc. Thus, it always helps to check the local tradition of designating floors.

## PRONUNCIATION AND SPELLING NOTE

(1) In the locative case, the final-stem consonant of singular nouns that end in *-x* changes to *-c*. This change affects both spelling and pronunciation:

Це другий підверх.	This is the second floor.
Це на другому підверсі.	This is located on the second floor.
Рух потрібний.	Movement is necessary.
У цьому русі не було грації.	There was no grace in this movement.

## SENTENCE PATTERN AND GRAMMAR STRUCTURE

Напишіть,	будь ласка,	заяву	ось	за	цією формою
Fill-out	please	application	here	according to	this form

i	зайдіть	до	Бюро знахідок.
and	go	to	the Bureau of [Lost and] Found [Items].

☺ ☺ ☺

4. **Competency:** To have clothes dry cleaned.  
**Situation:** At the dry-cleaner's.  
**Roles:** John Baker (PCV) and dry cleaners' employee.

- JB – Чи ви приймаєте речі в хімчистку?  
 e – Так.  
 JB – Мені треба почистити цей костюм, і якнайскоріше.  
 e – З якого матеріалу він зроблений?  
 JB – З вовни.  
 e – Термінова хімчистка коштуватиме 40 (сорок) карбованців. Ваш костюм буде готовий завтра після обіду.

**VOCABULARY:**

речі (pl) of <i>рід</i> (f)	things, items
хімчистка (f)	dry cleaning; dry cleaners
•	•
почистити, вони почистять (P)	to clean
костюм (m)	suit
якнайскоріше	as fast as you can
•	•
з (+ genitive)	out
якого = gen. of <i>який</i> (m)	of what
матеріалу genitive (m)	fabric
зроблений (m)	made (participle)
•	•
з (+ genitive)	out
вовни = genitive (f)	of wool
•	•
термінова (f) adjective	of a limited term; here: fast
сорок	forty
готовий (m)	ready (adjective)
після (+ genitive)	after
обіду = gen. of <i>обід</i> (m)	lunch

## GRAMMAR AND VOCABULARY EXPLANATION

(1) *Мені треба почистити цей костюм, і якнайскоріше* ('I need this suit cleaned as fast as you can'). In this sentence, the superlative degree of the adverb *скоро* ('fast;' 'quickly') has been intensified by the addition of the particle *як-*. The degrees of this adverb are:

comparative:	скоріше	= faster; more quickly
superlative:	найскоріше	= fastest; quickest
intensified superlative:	якнайскоріше	= as fast as possible; as quickly as possible

The addition of the particle *як-* intensifies the superlative degree of all adverbs.

(2) *З якого матеріалу він зроблений?* ('What fabric is it made out of?'). In this sentence, the word *зроблений* ('made') is a passive participle deriving from the perfective verb *зробити, вони зроблять* (to make; to do).

Passive participles in Ukrainian look and function like adjectives. Therefore, they can be either masculine, feminine, or neuter; and they can be either singular or plural:

Цей костюм зроблений із вовни.

This suit is made of wool.

Ця сукня зроблена з бавовни.

This dress is made of cotton.

Це пальто зроблене зі шкіри.

This coat is made of leather.

Ці штани зроблені з льону.

These trousers are made of linen.

## SENTENCE PATTERN AND GRAMMAR STRUCTURE

Чи	ви	приймаєте	речі	в хімчистку?
Do	you	accept	items	for dry cleaning?



5. **Competency:** To have shoes repaired.  
**Situation:** At the shoe-repair shop.  
**Roles:** John Baker (PCV) and shoe repairman.

- JB – Можна здати в ремонт взуття?  
гер. – Можна.  
JB – Мені треба зробити нові підметки до черевиків.  
гер. – На жаль, сьогодні в мене немає потрібного матеріалу.  
Приходьте завтра.  
гер. – Добре, тоді я принесу ще одну пару черевиків.

**VOCABULARY:**

можна	may one; here: may I
здати, вони здадуть (I')	here: to leave [behind]
в (+accusative)	to
ремонт (m)	repair
взуття (n)	footwear; here: shoes
•	•
нові (pl)	new
підметки (pl)	soles
до (+ genitive)	for
черевиків = gen. of черевіки (pl)	shoes
•	•
в мене немає	I don't have
потрібного = gen. of потрібний (m)	necessary (adjective)
матеріалу = gen. of матеріал (m)	here: material
приходьте	come
приходити, вони приходять (I)	
multidirectional	
•	•
тоді	then
принести, вони принесуть (P)	to bring
unidirectional	
•	
кв	here: more
одну = accusative (f)	one
пару = accusative (f)	couple; pair

## GRAMMAR AND VOCABULARY EXPLANATION

(1) The perfective verb *зда́ти, вони́ здаду́ть* ('to leave [behind]'; 'to yield'; 'to cede') is irregular. Its future tense conjugates in the following pattern: *я здам; ти здаси́; він (вона́, вони́) здасте́; ми здамо́; ви здасте́; вони́ здаду́ть*.

This pattern is observed by perfective verbs that have the stem *да́ти*. For example: *да́ти, вони́ даду́ть* (P. 'to give'); and *ви́дда́ти, вони́ ви́ддаду́ть* (P. 'to give back')

(2) *Мені́ тре́ба зроби́ти нови́ підме́тки до череви́ків* ('I need new soles for [these] shoes'). All *мені́ тре́ба* ('I need') constructions are impersonal. Thus, when used in conjunction with an infinitive verb (in this case, *зроби́ти* = to do; to make), *мені́ тре́ба* does not necessarily indicate that the subject of the sentence needs to carry out the action by himself / herself. It merely signals the individual's need to have the task accomplished. Compare:

Мені́	тре́ба	зроби́ти	нови́ підме́тки	до череви́ків.
I	need	done	new soles	for [these] shoes.

Мені́	тре́ба	почи́стити	цей костю́м...	(Topic 12 [4])
I	need	cleaned	this suit...	

with:

Мені́	тре́ба	вчи́тися.
I	need	to study.

Мені́	тре́ба	йти́	на уро́к.
I	need	to go	to class.

(3) The cardinal numbers 'one' and 'two' each have a masculine and feminine form: *оди́н* (m) and *одна́* (f); *два́* (m) and *дві́* (f).

Thus, in the sentence *Принесе́ ще одну́ па́ру череви́ків* ('I will bring one more pair of shoes'), the feminine form of 'one' is used because the number refers to the feminine noun *па́ра* ('pair'). Like all numerals, both forms of 'one' and 'two' decline in accordance with their function in the sentence. In this competency the words *одну́ па́ру* are in the accusative, because they represent the direct object of the sentence.

SENTENCE PATTERN AND GRAMMAR STRUCTURE

На жаль, сьогодні в мене немає потрібного матеріалу.  
Unfortunately, today I don't have the necessary material.

☺ ☺ ☺

*„Тинди-ринди”*

*Добрий вечір, бо то я йду  
Загубила тинди-ринди, та й не знайду  
Як знайшлисьте, то віддайте  
А ви ж моє тинди-ринди не займайте...*

*Vika Vradij, Miss рок Європи 1992*

*Thing-a-ma-jig*

*Good evening, that's me coming  
I've lost my thing-a-ma-jig and can't find [it]  
If you found it, give it back  
Don't you take my ma-gic-thingy...*

*excerpted from a song by the Lviv artist Vika Vradij,  
the 1992 Miss Rock of Europe*



## APPENDIX I: THE COMPETENCIES IN ENGLISH

### TOPIC 1: PERSONAL IDENTIFICATION.

1. **Competency:** To introduce and identify self.  
**Situation:** A formal social gathering in the daytime.  
**Roles:** John Baker (PCV) makes the acquaintance of Danylo Martyniuk, a university lecturer.

JB — Good day! Allow [me] to introduce [myself]. I am John Baker.  
DM — And I am Danylo Martyniuk. [I'm] very pleased [to meet you].  
JB — [I'm] very pleased [to meet you].

2. **Competency:** To greet and be greeted.  
**Situation:** At the project office.  
**Roles:** John Baker (PCV) runs into a close acquaintance, his female associate Olena Kravchenko.

JB — Good morning, *pani* Olena! How are things?  
OK — Thank you, everything is OK. And your [endeavors]?  
JB — So-so. I still speak Ukrainian poorly.  
OK — But, no... [that's not true].

3. **Competency:** To say good bye.  
**Situation:** At the home of a friend.  
**Roles:** John Baker and Andriy Moroz.

JB — Andriy, what time is it?  
AM — [It's] two [o'clock]. Why do you ask?  
JB — It's late. I must go to class.  
AM — Then good bye.

4. **Competency:** To inquire about the well-being of a friend.  
**Situation:** At the host home, near bedtime.  
**Roles:** John Baker and the host's son, Petro Skrypnyk.

JB — Petro, you [are] somewhat pale today. How are you feeling?  
PS — Not well. I have a very bad headache.  
JB — Here is [some] aspirin. Take [it], please.  
PS — Thank you very much. Goodnight!

## TOPIC 2: CLASSROOM ORIENTATION

- 1. Competency:** To respond to the teacher's instructions.  
**Situation:** In the classroom.  
**Roles:** Male teacher and John Baker (PCV).

mT — Good morning, Mr. Baker. Please, sit down. Open [your] manual to page 5, take [your] notebook. We will begin our lesson.  
JB — *Pan* professor, please speak a little slower.  
mT — Fine. I know that you don't understand everything yet.  
JB — Thank you very much.
- 2. Competency:** To request explanation of a word.  
**Situation:** In the classroom.  
**Roles:** John Baker (PCV) and his teacher Maria Ivanivna Chaikovs'ka.

JB — What does this word mean, Maria Ivanivna?  
MC — It means "dictionary."  
JB — And how do you say "pencii" in Ukrainian?  
MC — "O-lee-vets'."  
JB — Thank you.  
MC — You are very welcome.
- 3. Competency:** To express lack of understanding, and to request repetition of a phrase.  
**Situation:** In the classroom.  
**Roles:** Janet Baker (PCV) and her male teacher.

JB — Excuse me, *pan* professor, but I did not understand what you [just] said.  
mT — I asked: "What did you do yesterday?"  
JB — Please, repeat one more time.  
mT — "What — did — you — do — yesterday?"  
JB — Now I grasped it. Yesterday I wrote letters and worked on my Ukrainian-language homework.
- 4. Competency:** To state reasons for being late.  
**Situation:** In the classroom.  
**Roles:** John Baker (PCV) and his female teacher.

JB — Allow me to enter, *pani* professor?  
T — Please, come in. Good morning, Mr. Baker.  
JB — Excuse me for being late. My watch broke.  
T — It doesn't matter. Sit down, please.

5. **Competency:** To express gratitude.  
**Situation:** In the classroom.  
**Roles:** Female teacher and John Baker (PCV).

T — John, here is the book that I promised.  
 JB — I'm very grateful to you.  
 T — You're welcome, it's nothing.

**TOPIC 3: CONVERSATION WITH HOST FAMILY**

1. **Competency:** To respond to questions concerning one's age, status and profession.  
**Situation:** At the home of the host family.  
**Roles:** John Baker (PCV) and Petro Skrypnyk (the adult son of the host family, and John's friend).

PS — John, how old are you?  
 JB — I'm twenty-seven.  
 PS — Are you married?  
 JB — No, I'm not married yet, but I do have a girlfriend [engaged].  
 PS — Tell me about her.  
 JB — Her name is Jane. She is a lawyer [by profession]. She is twenty-four years old...

2. **Competency:** To ask questions concerning the host family.  
**Situation:** At the home of the host family during a visit by Petro Skrypnyk's cousin, Andriy Moroz.  
**Roles:** John Baker (PCV) and Andriy Moroz.

JB — Andriy, is yours a large family?  
 AM — No, not large: I, my wife and my son.  
 JB — Where does your wife work?  
 AM — She works in the hospital.  
 JB — How old is your son?  
 AM — He's seven years old, and he already goes to school.

3. **Competency:** To describe one's own family.  
**Situation:** At the home of the host family.  
**Roles:** Vasyl' Skrypnyk (Petro's father) and John Baker (PCV)

VS — John, when were you born?  
 JB — I was born in 1965.  
 VS — I know that you are not married. Do you have a brother or a sister?  
 JB — I have an older brother and a younger sister. They are both graduate students.  
 VS — Do your parents still work?  
 JB — My father is employed in Boston as an engineer, and my mother as a physician.

4. **Competency:** To identify daily routines of the host family.  
**Situation:** At the home of the host family.  
**Roles:** John Baker (PCV) and his friend Petro Skrypnyk.

JB — Petro, what will you be doing tomorrow?  
PS — Tomorrow we will sleep late, then we will go to the zoo with our son, and in the evening we will watch a TV program.  
JB — Do you always go [out] somewhere on Sunday?  
PS — As a rule, yes. We don't like to sit at home.

#### TOPIC 4: FOOD

1. **Competency:** To order food in a restaurant.  
**Situation:** At the restaurant.  
**Roles:** John Baker (PCV) and waiter.

W. — Good day. What will you order?  
JB — And what do you recommend?  
W. — Today we have a good mushroom soup, steak, stuffed fish, and a salad of fresh cucumbers and tomatoes.  
JB — And do you have borscht?  
W. — Yes, we do.  
JB — Then I'll have a salad as an appetizer, borscht as a first [course], and steak as a second.  
W. — What will you drink?  
JB — Mineral water and coffee, please.  
W. — We don't have mineral water [...]

2. **Competency:** To ask about most popular food items.  
**Situation:** At the home of the host family.  
**Roles:** John Baker (PCV) and his friend Petro Skrypnyk.

JB — Petro, what are your favorite dishes?  
PS — Above all, borscht and also varenyky [dumplings].  
JB — It looks like varenyky is a very popular dish among your [people]?  
PS — Yes, they can be filled with either meat, potatoes or mushrooms. And for dessert they can be filled with sour cherries or blackberries.

3. **Competency:** To describe one's own likes in food.  
**Situation:** At the home of the host family.  
**Roles:** John Baker and his friend Petro Skrypnyk.

PS — John, let's talk about American dishes. What, for example, do you eat at home?  
JB — I like Chinese and Italian cuisine a lot, especially fried rice and pizza. At home I frequently prepare roast beef and omelets. And at my mother's I like to eat traditional American apple pie. She bakes the best in the world!

4. **Competency:** To raise a toast and describe one's own likes and dislikes in beverages.  
**Situation:** At the home of the host family.  
**Roles:** John Baker and his friend Petro Skrypnyk.

PS — To your health!  
 JB — Thank you. I like this wine...  
 PS — True, it tastes good. And what kind of beverages do your [people] serve?  
 JB — Wine, beer.... I don't like beer. I like to drink whisky and soda the most. I drink a lot of juices and mineral water.

### TOPIC 5: DIRECTIONS AND PUBLIC TRANSPORT

1. **Competency:** To ask for information regarding a specific location.  
**Situation:** Telephone conversation.  
**Roles:** John Baker (PCV) and his acquaintance Olena Kravchenko.

JB — Olena, what is the best way to get to your place?  
 OK — First you have to take the subway to the stop "Dnipro," then you must transfer to trolley bus No. 21 and ride to the stop "Rusanivka."  
 JB — How long will this take?  
 OK — Approximately half an hour.

2. **Competency:** To determine the destination of a bus and the best means of transportation to a designated address.  
**Situation:** At the bus depot.  
**Roles:** John Baker (PCV) and another commuter.

JB — Excuse me, where is this bus going?  
 c. — To the bus depot. And where do you need to go?  
 JB — To Shevchenko Boulevard.  
 c. — Then it's better for you to take trolley bus No. 12.

3. **Competency:** To buy tickets.  
**Situation:** At the trolley stop.  
**Roles:** John Baker and commuter waiting for trolley.

JB — Tell me, please, where can I buy tickets for the trolley bus?  
 c. — Over there, in that kiosk, do you see?  
 JB — Yes, thank you. And how much does the ticket cost?  
 c. — Fifty kopeks. It's better to buy a booklet with ten vouchers. It will last you for several days.  
 JB — Thank you for the advice.  
 c. — And don't forget to punch the ticket through in the trolley bus!

4. **Competency:** To exit at the right stop.  
**Situation:** On the bus.  
**Roles:** John Baker (PCV) and passenger.
- JB — I need [to get to the] department-store "Ukraina". At what stop do I get off?  
p. — The next stop.  
JB — Then let me [pass] through.  
p. — Please [go ahead].

5. **Competency:** To hire a taxi.  
**Situation:** On a city street.  
**Roles:** John Baker (PCV) and Taxi Driver.
- JB — Hello. Will you give me a ride?  
T. — Where do you need to go?  
JB — To the train station.  
T. — That will cost you forty rubles.  
JB — Fine, agreed.

6. **Competency:** To ask for directions.  
**Situation:** On a Kiev street.  
**Roles:** Janet Baker (PCV) and a Ukrainian passer-by.
- JB — Tell me, please, what street is this?  
p. — This is Khreshchatyk.  
JB — I need Kirov Street.  
p. — They renamed it in honor of the historian Mykhailo Hrushevs'ky. Continue walking two blocks on Khreshchatyk, and turn right at the hotel "Dnipro." That will be Hrushevs'ky Street.  
JB — Thank you very much for the information.  
p. — All the best.

## TOPIC 6: COMMUNICATIONS

1. **Competency:** To get one's party on the line and to leave a message.  
**Situation:** Telephone conversation.  
**Roles:** John Baker (PCV) and Mrs. Moroz, the mother of his friend Andriy.
- pM — Hello!  
JB — Good evening, Mrs. Moroz. This is John. May I request that Andriy come to the phone?  
pM — Unfortunately, he is not at home. What [message] am I to pass on?  
JB — Tell him, please, that I called and would like to talk with him.  
pM — I will tell [him] most definitely.  
JB — Thank you very much. All the best!

2. **Competency:** To make use of the inter-city telephone system.  
**Situation:** On the way to the Post Office.  
**Roles:** John Baker (PCV) and his friend Petro Skrypnyk.

JB — I need to place a call to L'viv. Where is the inter-city phone here?  
 PS — Over there, near the entrance to the post-office.  
 JB — Petro, tell me again how to operate it.  
 PS — First one has to drop the coin, then pick up the receiver, then dial the city's code, and then the telephone number.  
 JB — What a surprise! No one is at home.

3. **Competency:** To ask the overseas operator for assistance.  
**Situation:** Telephone conversation.  
**Roles:** Janet Baker and Overseas Operator.

O. — You ordered [assistance to call] New York?  
 JB — Yes, I did [order].  
 O. — Please, repeat the number.  
 JB — 212....  
 O. — Wait a minute. It's busy.  
 JB — Please, don't hang up [on me]. Try once more.  
 O. — The line is busy. I will try to place the call in ten minutes.

4. **Competency:** To send a telegram.  
**Situation:** At the Post Office.  
**Roles:** John Baker (PCV) and Postal Worker.

JB — Tell me, please, do they handle international telegrams here?  
 P. — Yes, here.  
 JB — Please, send this telegram the fastest way possible. Do you also take parcels here?  
 P. — No. Parcels and registered letters are handled in wicket No. 6. Over there, you see?  
 JB — Thank you very much.

#### TOPIC 7: SHOPPING

1. **Competency:** To inquire about the availability of an item and its cost.  
**Situation:** At Andriy Moroz's apartment.  
**Roles:** John Baker (PCV) and his friend Andriy Moroz.

JB — Andriy, where can I buy a notebook?  
 AM — In the store "Kantsiovary" ['Office Supplies'], or in the stationery department of the *univermah* [department store].  
 JB — And how much does a notebook cost? I need a thick one.  
 AM — Such a notebook will cost approximately three rubles.

2. **Competency:** To identify the necessary size.  
**Situation:** At the shoe store.  
**Roles:** John Baker (PCV) and Salesperson.

JB — What size are these shoes?  
S — Forty-two.  
JB — May I try [them on]?  
S — You are welcome [to try them on].  
JB — They are a little tight. Do you have a size larger?  
S — We do, but of different color, black.  
JB — That doesn't matter, they fit my foot just right. Thank you.

3. **Competency:** To inquire about the availability of food items.  
**Situation:** At the dairy section of the Gastronomé.  
**Roles:** John Baker and Salesperson.

JB — Do you have milk today?  
S. — Yes, we have fresh milk and sour cream.  
JB — What about eggs?  
S. — Unfortunately, we have no eggs. But go to the store across [the street].  
Not long ago they got a delivery of eggs and sausage.  
JB — Thank you for the information.

4. **Competency:** To pay for an item and check whether correct change is being returned  
**Situation:** At the Gastronomé.  
**Roles:** Janet Baker (PCV) and Cashier.

JB — Please [take] fifteen rubles and ten kopeks (15.10) for the dairy section, and fifty-seven rubles and fifteen kopeks (57.15) for the meat section.  
C. — In all [tit costs] seventy-two rubles and twenty-five kopeks (72.25).  
JB — Here [you have] eighty rubles (80.00).  
C. — Take [your] change.  
JB — Excuse me, but there are only seven rubles here.  
C. — I beg your forgiveness, I made a mistake. Here are the additional seventy-five kopeks.

## TOPIC 8: SOCIAL SITUATIONS

1. **Competency:** To inquire about the weather, employing formulas of politeness.  
**Situation:** In the classroom.  
**Roles:** John Baker (PCV) and his teacher.

JB — Do you know what is the weather forecast for the evening?  
T — It is supposed to be cold, [there is supposed to be] a strong wind, probably it will rain.  
JB — Don't [tell me]! I don't have an umbrella [with me].  
T — That's OK. I can give you a ride home.  
JB — Thank you very much.



2. **Competency:** To extend an invitation.  
**Situation:** At the workplace.  
**Roles:** John Baker (PCV) and his acquaintance Olena Kravchenko.
- JB — Olena, what are you doing this evening?  
 OK — Nothing definite.  
 JB — Would you like to go with me to the theatre?  
 OK — Why not? With pleasure.  
 JB — There, that's wonderful. I have the tickets.
3. **Competency:** To accept an invitation.  
**Situation:** At the workplace.  
**Roles:** John Baker and his acquaintance Olena Kravchenko.
- OK — John, my family would like to invite you for dinner.  
 JB — Thank you for the invitation. I will most surely come. And when exactly [is this]?  
 OK — Can you come on Saturday at five o'clock?  
 JB — Of course. With pleasure.  
 OK — Then please [come] to our place on Saturday.
4. **Competency:** To receive and give gifts.  
**Situation:** At the home of the host family.  
**Roles:** John Baker (PCV) and his friend Petro Skrypnyk.
- PS — John, I want to present you this souvenir as a memento of Ukraine.  
 JB — What a beautiful decorative plate! Thank you very much.  
 PS — You are welcome. Don't forget us!  
 JB — Petro, do you like this T-shirt? It has [on it] the emblem of the Peace Corps.  
 PS — Oh, wow! I haven't seen one like that! This is something out of the ordinary.  
 JB — I'm very glad [that you like it]. It's for you.
5. **Competency:** To inform an unexpected guest that you are busy.  
**Situation:** At John Baker's own apartment.  
**Roles:** John Baker (PCV) and his acquaintance Mrs. Moroz.
- JB — Excuse me, Mrs. Moroz, but at the moment I'm busy. Could you drop by later?  
 pM — Yes, of course. When will it be convenient for you?  
 JB — In half an hour, at four o'clock.  
 pM — Fine thanks, I'll drop by.

## TOPIC 9: HOUSING

1. **Competency:** To identify and locate workmen.  
**Situation:** Telephone conversation with Apartment-Repair Bureau.  
**Roles:** John Baker (PCV) and bureau employee.
- JB — Is this the apartment -repair bureau?  
b.e. — Yes, that's us.  
JB — I need to fix and paint my kitchen, and to wall paper [the walls in my] rooms.  
b.e. — Do you have [your own] wallpaper?  
JB — I do.  
b.e. — Tomorrow our agent will come to your [place], he will make an estimate, and in a few days we will begin the job. I am writing down your address.
2. **Competency:** To explain what is in need of repair.  
**Situation:** At John Baker's own apartment.  
**Roles:** John Baker and plumber.
- Pl. — You called the plumber?  
JB — Yes, I did. Here, have a look, the faucet is running here, and in the kitchen there is a pipe leaking.  
Pl. — Just a minute, one needs to look over [things] carefully. I will change the pipe. For this we need to shut off the water.  
JB — There won't be any water for how long?  
Pl. — Don't worry, we will do everything in an hour.

## TOPIC 10: AT THE WORKPLACE

1. **Competency:** To introduce oneself as a Peace Corps Volunteer and to describe the goals of Peace Corps.  
**Situation:** Formal social gathering.  
**Roles:** John Baker (PCV) and a stranger.
- S — Excuse me, are you a Canadian?  
JB — No, I'm an American.  
S — And what are you doing [among us] in Ukraine?  
JB — I am a Peace Corps Volunteer. Our organization assists countries that have officially requested our help. I work together with Kiev businessmen on [ a project involving] the creation of small businesses.  
S — How interesting. Will you be [among us] long?  
JB — For two years.

2. **Competency:** To ask questions about one's duties at work.  
**Situation:** At the project office.  
**Roles:** John Baker (PCV) and Mr. Herasymenko, project manager.
- JB — Mr. Herasymenko, I begin to work here next week. What are my responsibilities?  
 pH — You will be working with a group of businessmen who want to have their own restaurants. They are interested in everything: where to get money; how to organize advertisement; what does competition entail, and what perils await them.  
 JB — What are my working hours?  
 pH — From nine in the morning to six in the evening. Lunch break is from one to two.
3. **Competency:** To arrange a business meeting.  
**Situation:** At the project office.  
**Roles:** John Baker (PCV) and Mr. Herasymenko, project manager.
- JB — *Pan* director, our meeting has been scheduled for what time?  
 pH — Two o'clock. The meeting will take place in room N° 15.  
 JB — Thank you for the information.  
 pH — Till we meet.
4. **Competency:** To report on the progress of a specific project.  
**Situation:** At the project office.  
**Roles:** John Baker (PCV) and Mr. Herasymenko.
- pH — You have been working with us for two months already. What are your successes?  
 JB — It's a pleasure [for me] to work with your businessmen. They are full of enthusiasm, although there still are many problems.  
 pH — What is the most difficult at this stage?  
 JB — To convince [them] that good service and competitiveness are absolutely necessary. But all this will come with experience.
5. **Competency:** To respond to questions concerning salary.  
**Situation:** At a friend's apartment.  
**Roles:** John Baker (PCV) and his friend Andriy Moroz.
- AM — John, I know that you work a lot. You probably earn well?  
 JB — It's sufficient for me to live on. Don't forget that I am a volunteer.  
 AM — Tell me, in America you make more than here?  
 JB — Of course. But I know how much my work is needed here.

## TOPIC 11: MEDICAL ASSISTANCE

1. **Competency:** To obtain medical assistance.  
**Situation:** At the reception desk of the medical center.  
**Roles:** John Baker (PCV) and nurse at registration desk.

JB — Tell me, please, with which physician am I supposed to register? I have a stomach ache and I feel nauseous.  
N — I can write you down for physician Mykhailenko. He is [trained in] in internal medicine and is a good specialist of stomach ailments.  
JB — And when does he see patients?  
N — Today from 1:00 PM to 6:00 PM, in office N° 80.

2. **Competency:** To describe one's state and to answer the doctor's questions.  
**Situation:** At the doctor's office.  
**Roles:** John Baker (PCV) and the physician.

Dr. — What troubles you?  
JB — I have a headache, high temperature, and a bad cough.  
Dr. — I will listen [to your lungs] now. You have a very bad cold. You have bronchitis.  
Dr. — What medicine am I supposed to take?  
Dr. — Aspirin three times a day. In addition I will prescribe a cough syrup. I recommend that you stay in bed a couple of days, and then come to [see] me again.

3. **Competency:** To buy medicine.  
**Situation:** At the pharmacy.  
**Roles:** John Baker (PCV) and pharmacist.

JB — I need a packet of aspirin and iodine.  
Ph. — We have no iodine. Take an aniline antiseptic instead.  
JB — Fine then, [I'll take] aspirin and the antiseptic. Give me first-aid tape and a narrow bandage.  
Ph. — Pay the cashier 10.03 rubles.

## TOPIC 12: MONEY AND COMMUNITY SERVICES

1. **Competency:** To cash a check in the bank and to ask about the rate of exchange.  
**Situation:** At the bank.  
**Roles:** John Baker (PCV) and bank clerk.

JB — Do you cash traveler's checks into Ukrainian money?  
C. — Yes, and how much do you wish to cash?  
JB — One hundred American dollars. By the way, what is the rate of exchange today?  
C. — One hundred-thirty *hryvni* to the dollar.

2. **Competency:** To inquire about opening a savings account.  
**Situation:** At the home of former host family.  
**Roles:** John Baker (PCV) and his friend Petro Skrypnyk.

JB — I want to open a savings account in the bank. Advise me how to do this.  
 PS — In dollars or *hryvni*?  
 JB — In *hryvni*.  
 PS — Then you must turn to the regional savings bank. I will show you where this is. And don't forget to take your passport.

3. **Competency:** To inform the militia about items lost.  
**Situation:** At the local militia post.  
**Roles:** John Baker (PCV) and militiaman.

JB — Good day. Is this the militia (office)?  
 M — Yes, what concern [brings you here]?  
 JB — I lost my camera.  
 M — Where did you lose it?  
 JB — Probably on the bus.  
 M — Please, fill out an application according to this form and go to the Lost-and-Found Bureau. That's on the second floor, in room N<sup>o</sup>. 5.  
 JB — Thank you.

4. **Competency:** To have clothes dry cleaned.  
**Situation:** At the dry-cleaner's.  
**Roles:** John Baker (PCV) and dry cleaners' employee.

JB — Do you accept things for dry cleaning?  
 e. — Yes.  
 JB — I need to have this suit cleaned as fast as you can.  
 e. — What fabric is it made of?  
 JB — Wool.  
 e. — Fast dry cleaning will cost forty rubles. Your suit will be ready tomorrow after lunch.

5. **Competency:** To have shoes repaired.  
**Situation:** At the shoe-repair shop.  
**Roles:** John Baker (PCV) and shoe repairman.

JB — May I leave these shoes to repair?  
 rep. — You may.  
 JB — I need new soles.  
 rep. — Unfortunately, today I don't have the necessary material. Come tomorrow  
 JB — Fine, then I will bring one more pair.

## APPENDIX II: GRAMMATICAL TERMS ГРАМАТИЧНІ ТЕРМІНИ

<b>Части́ни мо́ви</b>	<b>Parts of Speech</b>
іме́нник	noun
займе́нник	pronoun
прийме́нник	preposition
прикме́тник	adjective
прислі́вник	adverb
дієсло́во	verb
ча́стка	particle
сполу́чник	conjunction
числі́вник	numeral
<b>клі́чна фо́рма</b>	<b>Vocative Form</b>
<b>ві́дмі́нки</b>	<b>Cases</b>
називни́й	nominative
знахі́дний	accusative
родови́й	genitive
місце́вий	locative
дава́льний	dative
ору́дний	instrumental
<b>сту́пені прикме́тників</b>	<b>Degrees of Adjectives</b>
регуля́рний сту́пень	positive degree (big)
порівня́льний сту́пень	comparative degree (bigger)
найви́щий сту́пень	superlative degree (biggest)
<b>ви́ди дієслі́в</b>	<b>Verb Aspects</b>
доко́наний вид	perfective aspect (P)
недоко́наний вид	imperfective aspect (I)
<b>дієсло́ва ру́ху</b>	<b>Verbs of Motion</b>
односпра́мбані дієсло́ва	unidirectional verbs
багатоспра́мбані дієсло́ва	multidirectional verbs

## APPENDIX III: THE VOCATIVE FORM

## (A) VOCATIVE FORM OF GIVEN NAMES

## КЛИЧНА ФОРМА ВЛАСНИХ ІМЕН

## FIRST-DECLENSION NOUNS (-a TYPE FEMININE AND MASCULINE NOUNS)

Pattern followed by all -a type hard-stem feminine nouns:

N.	Оксана <i>Oksana</i>	Тетяна <i>Tetiana</i>	Наталка (= diminutive of Наталія) <i>Natalka</i>
V.	Оксано!	Тетяно!	Наталко!

Pattern followed by all -a type hard-stem masculine nouns:

N.	Микблa <i>Mukola (= Nicholas)</i>	Ярема <i>Yarema (= Jeremy)</i>
V.	Микбло!	Яремо!

Pattern followed by -a type soft-stem feminine nouns (-я):

N.	Маруся (=dim. of Марія) Лєся (= dim. of Олександрa) <i>Marusia</i>	Катруся (= dim. of Катеріна) <i>Katrusia</i>	<i>Lesia</i>
V.	Марусю!	Катрусю!	Лєсю!

Pattern followed by all -a type soft-stem masculine nouns (-я):

N.	Волбдя (=dim. of Володїмир) <i>Volodia</i>	Кбля (= dim. of Микблa) <i>Kolia = Nicky</i>
V.	Волбдю!	Кблю!

Pattern followed by -a type soft-stem feminine nouns ending in -ія:

N.	Марія <i>Maria</i>	Анастасія <i>Anastasia</i>	Наталія <i>Natalia</i>
V.	Маріє!	Анастасіє!	Наталіє!

**One irregular -a type soft-stem masculine noun:**

N. Ілля  
Іліа (=Elias)

V. Ілля!

**SECOND DECLENSION NOUNS (= NON -a TYPE MASCULINE NOUNS)**

**Pattern followed by most hard-stem nouns:**

N.	Петрo <i>Petro</i> (=Peter)	Орест <i>Orest</i>	Богдан <i>Bohdan</i>	Олєг <i>Oleh</i>
V.	Пєтрє!	Орєстє!	Богданє!	Ольжє!

**Pattern followed by all hard-stem nouns ending in -ко, -ук:**

N.	Маркo <i>Marko</i> (=Mark)	Івасик (=dim. of Івán) <i>Ivasyk</i>	Андрійко (=dim. of Андрій) <i>Andriyko</i>
V.	Мáрку!	Івасику!	Андрійку!

**Pattern followed by all soft-stem nouns:**

N.	Петрусь (=dim. of Петрo) <i>Petrus'</i>	Василь <i>Vasyl'</i> (= Basil)	Андрій <i>Andriy</i> (= Andrew)
V.	Петру́сю!	Васи́лю!	Андрію!

**Special case of soft-stem noun:**

N. Ігор  
Ігор (has lost softness only in the nominative form)

V. Ігорю!



**(B) VOCATIVE FORM OF PATRONYMICS****КЛИЧНА ФОРМА ІМЕН ПО-БАТЬКОВІ**

**WOMEN'S PATRONYMICS ARE ALL -a TYPE HARD-STEM NOUNS;  
THUS, THEIR VOCATIVE FORM ALWAYS ENDS IN -o:**

N.	Іва́нівна (daughter of Ivan)	Петрі́вна (daughter of Petro)	Андрі́вна (daughter o Andriy)	Васі́лівна (daughter of Vasyl')
V.	<b>Іва́нівно!</b>	<b>Петрі́вно!</b>	<b>Андрі́вно!</b>	<b>Васі́лівно!</b>
N.	Микола́ївна (daughter of Mykola)	Ю́рївна (daughter of Yuriy)	Валенти́ївна (daughter of Valentyn)	Рома́нівна (daughter of Roman)
V.	<b>Микола́ївно!</b>	<b>Ю́рївно!</b>	<b>Валенти́ївно!</b>	<b>Рома́нівно!</b>

**MEN'S PATRONYMICS ALL END IN -ич  
AND THEIR VOCATIVE FORM ALWAYS ENDS IN -у:**

N.	Іва́нович (son of Ivan)	Петро́вич (son of Petro)	Андрі́ювич (son of Andriy)	Васі́льович (son of Vasyl')
V.	<b>Іва́новичу!</b>	<b>Петро́вичу!</b>	<b>Андрі́ювичу!</b>	<b>Васі́льовичу!</b>
N.	Микола́йович (son of Mykola)	Ю́рійович (son of Yuri)	Валенти́ювич (son of Valentyn)	Рома́нович (son of Roman)
V.	<b>Микола́йовичу!</b>	<b>Ю́рійовичу!</b>	<b>Валенти́ювичу!</b>	<b>Рома́новичу!</b>

## APPENDIX IV: THE DECLENSION OF NOUNS AND GIVEN NAMES ВІДМІНЮВАННЯ ІМЕННИКІВ І ВЛАСНИХ ІМЕН

### (A) NOUNS — ІМЕННИКИ

#### FIRST DECLENSION — Перша відміна (i.e., -a type Feminine and Masculine Nouns)

#### Feminine Nouns, Singular:

Cases	Hard stem	Soft stem	Soft stem	Mixed Type (stem in ш, щ, ч, ж)
N.	водá <i>water</i>	пісн́я <i>song</i>	над́ія <i>hope</i>	плóща <i>square</i>
A.	вóду	пісню	над́ію	плóщу
G.	вод́і	пісн́і	над́і	плóщі
L.	(у) вод́і	(у) пісн́і	(у) над́і	(на) плóщі
D.	вод́і	пісн́і	над́і	плóщі
I.	вод́ою	пісн́ею	над́ією	плóщею

#### Plural:

N.	вóди <i>waters</i>	пісн́і <i>songs</i>	над́і <i>hopes</i>	плóщі <i>squares</i>
A.	вóди	пісн́і	над́і	плóщі
G.	вод	пісн́ень	над́ій	плóщ
L.	(у) вóдах	(у) пісн́ях	(у) над́іях	(на) плóщах
D.	вóдам	пісн́ям	над́іям	плóщам
I.	вóдами	пісн́ями	над́іями	плóщами

#### Masculine Nouns, Singular :

N.	собáка <i>dog</i>
A.	собáку
G.	собáки
L.	(на) собáці
D.	собáці
I.	собáкою

#### Plural:

собáки <i>dogs</i>
собáк
собáк
(на) собáках
собáкам
собáками

**SECOND DECLENSION — ДРУГА ВІДМІНА**  
*(i.e., non -a type Masculine Nouns; and Neuter Nouns)*

**Masculine Animate Nouns, Singular:**

Cases	Hard stem	Soft stem ends in -й	Soft stem ends in soft consonant	Mixed Type (stem in ш, щ, ч, ж)
N.	дід <i>grandfather</i>	солов'ї <i>nightingale</i>	хлопець <i>boy</i>	вуж <i>grass-snake</i>
A.	діда	солов'я	хлопця	вужа
G.	діда	солов'я	хлопця	вужа
L.	(на) дідові	(на) солов'єві	(на) хлопцеві	(на) вужєві
D.	дідові	солов'єві	хлопцеві, -ю	вужєві
I.	дідом	солов'єм	хлопцем	вужєм

**Plural:**

N.	діди <i>grandfathers</i>	солов'ї <i>nightingales</i>	хлопці <i>boys</i>	вужі <i>grass-snakes</i>
A.	дідів	солов'їв	хлопців	вужів
G.	дідів	солов'їв	хлопців	вужів
L.	(на) дідах	(на) солов'ях	(на) хлопцях	(на) вужах
D.	дідам	солов'ям	хлопцям	вужам
I.	дідами	солов'ями	хлопцями	вужами

**Masculine Inanimate Nouns, Singular:**

Cases	Hard stem	Soft stem	Soft stem	Mixed type
N.	сувені́р <i>souvenir</i>	де́нь <i>day</i>	карбо́ванець <i>ruble</i>	ку́щ <i>shrub</i>
A.	сувені́р	де́нь	карбо́ванець	ку́щ
G.	сувені́ру	дня́	карбо́ванця	куща́
L.	(на) сувени́рі	(у) дні́	(на) карбо́ванцю	(на) куще́ві
D.	сувені́рові (-у)	дне́ві	карбо́ванцеві (-ю)	куще́ві (-у)
I.	сувені́ром	дне́м	карбо́ванцем	куще́м

**Plural:**

N.	сувені́ри <i>souvenirs</i>	дні́ <i>days</i>	карбо́ванці <i>rubles</i>	кущі́ <i>shrubs</i>
A.	сувені́ри	дні́	карбо́ванці	кущі́
G.	сувені́рів	днів	карбо́ванців	кущів
L.	(на) сувени́рах	(на) днѝх	(на) карбо́ванцях	(у) куща́х
D.	сувені́рам	днѝм	карбо́ванцям	куща́м
I.	сувені́рами	днѝми	карбо́ванцями	куща́ми

**Neuter Nouns, Singular:**

Cases	Hard stem	Hard stem	Soft stem	Soft stem	Mixed type
N.	я́блуко <i>apple</i>	се́ло <i>village</i>	зна́ння <i>knowledge</i>	се́рце <i>heart</i>	прі́звище <i>surname</i>
A.	я́блуко	се́ло	зна́ння	се́рце	прі́звище
G.	я́блука	се́ла	зна́ння	се́рця	прі́звища
L.	(у) я́блуку	(на) се́лі	(у) зна́нні	(у) се́рці	(у) прі́звищі
D.	я́блуку	се́лу	зна́нню	се́рцю	прі́звищу
I.	я́блуком	се́лом	зна́нням	се́рцем	прі́звищем

**Plural:**

N.	я́блука <i>apples</i>	се́ла <i>villages</i>	зна́ння <i>knowledge</i>	се́рця <i>hearts</i>	прі́звища <i>surnames</i>
A.	я́блука	се́ла	зна́ння	се́рця	прі́звища
G.	я́блук	сі́л	зна́нь	се́рдець	прі́звищ
L.	(у) я́блуках	(у) се́лах	(у) зна́ннях	се́рцях	(у) прі́звищах
D.	я́блукам	ла́м	зна́нням	се́рцям	прі́звищам
I.	я́блуками	ла́ми	зна́ннями	се́рцями	прі́звищами

**THIRD DECLENSION — Третя відміна**  
**(i.e., non -a type Feminine Nouns)**

**Singular:**

N.	ніч <i>night</i>	рѳзповідь <i>narration</i>	пѳдорож <i>trip</i>	пѳвѳсть <i>novel</i>
A.	ніч	рѳзповідь	пѳдорож	пѳвѳсть
G.	ночі	рѳзповіді	пѳдорожі	пѳвѳсті
L.	(у) ночі	(у) рѳзповіді	(у) пѳдорожі	(у) пѳвѳсті
D.	ночі	рѳзповіді	пѳдорожі	пѳвѳсті
I.	нічю	рѳзповідю	пѳдорожю	пѳвѳстю

**Plural:**

N.	ночі <i>nights</i>	рѳзповіді <i>narrations</i>	пѳдорожі <i>trips</i>	пѳвѳсті <i>novels</i>
A.	ночі	рѳзповіді	пѳдорожі	пѳвѳсті
G.	ночі	рѳзповідей	пѳдорожей	пѳвѳстей
L.	(у) ночах	(у) рѳзповідях	(у) пѳдорожах	(у) пѳвѳстях
D.	ночам	рѳзповідям	пѳдорожам	пѳвѳстям
I.	ночами	рѳзповідями	пѳдорожами	пѳвѳстями

**FOURTH DECLENSION — Четверта відміна**  
**(i.e., Neuter Nouns that Undergo Stem Change)**

**Singular:**

N.	ім'я <i>name</i>	хлоп'я <i>small boy</i>	курча́ <i>chick</i>	ручєня́ <i>small hand</i>
A.	ім'я	хлоп'я	курча́	ручєня́
G.	імені	хлоп'я́ти	курча́ти	ручєня́ти
L.	(в) імені	(на) хлоп'я́ті	(на) курча́ті	(у) ручєня́ті
D.	імені	хлоп'я́ті	курча́ті	ручєня́ті
I.	ім'ям, іменем	(з) хлоп'я́м	(з) курча́м	ручєня́там

**Plural:**

N.	іменá <i>names</i>	хлоп'я́та <i>small boys</i>	курча́та <i>chicks</i>	ручєня́та <i>small hands</i>
A.	іменá	хлоп'я́т	курча́т	ручєня́та
G.	імен	хлоп'я́т	курча́т	ручєня́т
L.	(у) іменáх	(на) хлоп'я́тах	(на) курча́тах	(у) ручєня́тах
D.	іменáм	хлоп'я́там	курча́там	ручєня́там
I.	іменáми	(з) хлоп'я́тами	(з) курча́тами	ручєня́тами

**(B) GIVEN NAMES — ВІАСНІ ІМЕНА****FIRST DECLENSION****Hard Stem, -a type Masculine and Feminine Names, Singular:**

N.	<b>Микóбла</b> <i>Mykola (=Nicholas)</i>	<b>Оксáна</b> <i>Oksana</i>
A.	<b>Микóбу</b>	<b>Оксáну</b>
G.	<b>Микóбли</b>	<b>Оксáни</b>
L.	<b>(на) Микóблі</b>	<b>(на) Оксáні</b>
D.	<b>Микóблі</b>	<b>Оксáні</b>
I.	<b>(з) Микóблою</b>	<b>(з) Оксáною</b>

**Plural:**

N.	<b>Микóбли</b> <i>Mykolas</i>	<b>Оксáни</b> <i>Oksanas</i>
A.	<b>Микóбл</b>	<b>Оксáн</b>
G.	<b>Микóбл</b>	<b>Оксáн</b>
L.	<b>(на) Микóблаx</b>	<b>(на) Оксáнаx</b>
D.	<b>Микóблам</b>	<b>Оксáнам</b>
I.	<b>(з) Микóблами</b>	<b>(з) Оксáнами</b>

**Soft Stem, -a type Masculine and Feminine Names, Singular:**

N.	<b>Кóбля (= dim. of Микóбла)</b> <i>Kolia (Nicky)</i>	<b>Лéся</b> <i>Lesia</i>	<b>Натáлія</b> <i>Natalia</i>
A.	<b>Кóблю</b>	<b>Лéсю</b>	<b>Натáлію</b>
G.	<b>Кóблі</b>	<b>Лéсі</b>	<b>Натáлії</b>
L.	<b>(на) Кóблі</b>	<b>(на) Лéсі</b>	<b>(на) Натáлії</b>
D.	<b>Кóблі</b>	<b>Лéсі</b>	<b>Натáлії</b>
I.	<b>(з) Кóблею</b>	<b>(з) Лéсею</b>	<b>(з) Натáлією</b>

Plural:

N.	Коблі <i>Kolias</i>	Лєсі <i>Lesias</i>	Наталії <i>Natalias</i>
A.	Коль	Лєсь	Наталій
G.	Коль	Лєсь	Наталій
L.	(на) Коблях	(на) Лєсях	(на) Наталіях
D.	Коблям	Лєсям	Наталіям
I.	(з) Коблями	(з) Лєсями	(з) Наталіями

SECOND DECLENSION

Hard Stem, *non -a* type Masculine, Singular:

N.	Богдán <i>Bohdan</i>	Петрób <i>Petro (=Peter)</i>	Маркób <i>Marko (=Mark)</i>
A.	Богдána	Петрá	Маркá
G.	Богдána	Петрá	Маркá
L.	(на) Богдánові	(на) Петрóbві	(на) Маркóbві
D.	Богдánові	Петрóbві	Маркóbві
I.	(з) Богдánом	(з) Петрóbм	(з) Маркóbм

Plural:

N.	Богдáni <i>Bohdans</i>	Петрї <i>Peters</i>	Маркї <i>Marks</i>
A.	Богдánів	Петрїв	Маркїв
G.	Богдánів	Петрїв	Маркїв
L.	(на) Богдánaх	(на) Петрáх	(на) Маркáх
D.	Богдánaм	Петрám	Маркám
I.	(з) Богдánaми	(з) Петрáми	(з) Маркáми

Soft -Stem, *non -a* type Masculine, Singular:

N.	Васїль <i>Vasyľ (=Basil)</i>	Петрўсь (=dim. of Петрób) <i>Petrus'</i>	Андрїї <i>Andriy (=Andrew)</i>
A.	Василя	Петруся	Андрія
G.	Василя	Петруся	Андрія
L.	(на) Васи́лєві	(на) Петрўсєві	(на) Андрїєві
D.	Василєві	Петрўсєві	Андрїєві
I.	(з) Василє́м	(з) Петрўсє́ві	(з) Андрїє́м



Plural:

N.	Василі <i>Basils</i>	Петрусі	Андрії <i>Andrews</i>
A.	Василів	Петрусів	Андріїв
G.	Василів	Петрусів	Андріїв
L.	(на) Василях	(на) Петрусях	(на) Андріях
D.	Василям	Петрусям	Андріям
I.	(з) Василями	(з) Петрусями	(з) Андріями

**APPENDIX V: DECLENSION OF PROPER NAMES**  
**ВІДМІНЮВАННЯ ВЛАСНИХ ІМЕН**

**(A) CITIES — МІСТА**

**Masculine Patterns (Зразки чоловічого рбду)**

N.	Київ <i>Kiev</i>	Львів <i>L'viv</i>	Харків <i>Kharkiv</i>	Дніпропетровське <i>Dnipropetrovske</i>
A.	Київ	Львів	Харків	Дніпропетровське
G.	Києва	Львова	Харкова	Дніпропетровська
L.	у Києві	у Львові	у Харкові	у Дніпропетровську
D.	Києву	Львову	Харкову	Дніпропетровську
I.	Києвом	Львовом	Харковим	Дніпропетровським
N.	Нью-Йорк <i>New York</i>	Вашінгтон <i>Washington</i>	Лондон <i>London</i>	Паріж (mixed type) <i>Paris</i>
A.	Нью-Йорк	Вашінгтон	Лондон	Паріж
G.	Нью-Йорку	Вашінгтону	Лондону	Паріжу
L.	у Нью-Йорку	у Вашингтоні	у Лондоні	у Паріжі
D.	Нью-Йорку	Вашінгтону	Лондону	Паріжу
I.	Нью-Йорком	Вашінгтоном	Лондоном	Паріжем

**Feminine Patterns (Зразки жіночого рбду)**

N.	Полтава <i>Poltava</i>	Вінниця <i>Vinnysia</i>	Одеса <i>Odesa</i>	Анкара <i>Ankara</i>
A.	Полтаву	Вінницю	Одесу	Анкару
G.	Полтави	Вінниці	Одеси	Анкари
L.	у Полтаві	у Вінниці	в Одесі	в Анкарі
D.	Полтаві	Вінниці	Одесі	Анкарі
I.	Полтавою	Вінницею	Одесою	Анкарєю

## City Names that do not fit the structure of Ukrainian city names:

N.	Чика́го <i>Chicago</i>	Пале́рмо <i>Palermo</i>	Бу́ффало <i>Buffalo</i>
A.	Чика́го	Пале́рмо	Бу́ффало
G.	Чика́го	Пале́рмо	Бу́ффало
L.	у Чика́го	у Пале́рмо	у Бу́ффало
D.	Чика́го	Пале́рмо	Бу́ффало
I.	Чика́го	Пале́рмо	Бу́ффало

## (B) SURNAMES — ПРИЗВИЩА

## 1. Adjectival Patterns

	MASCULINE	FEMININE	PLURAL
N.	Груше́вський <i>Mr. Hrushevsky</i>	Груше́вська <i>Ms. Hrushevskia</i>	Груше́вські <i>the Hrushevskys</i>
A.	Груше́вського	Груше́вську	Груше́вських
G.	Груше́вського	Груше́вську	Груше́вських
L.	на Груше́вському	на Груше́вській	на Груше́вських
D.	Груше́вському	Груше́вській	Груше́вським
I.	з Груше́вським	з Груше́вською	з Груше́вськими
N.	Гна́тiв <i>Mr. Hnativ</i>	Гна́тiв <i>Ms. Hnativ</i>	Гна́тови <i>the Hnativs</i>
A.	Гна́това	Гна́тiв	Гна́тових
G.	Гна́това	Гна́тiв	Гна́тових
L.	на Гна́товi	на Гна́тiв	на Гна́тових
D.	Гна́тову	Гна́тiв	Гна́товим
I.	з Гна́товим	з Гна́тiв	з Гна́товими

Appendix V: The Declension of Proper Names

N.	<b>Михайлішин</b> <i>Mr. Mychailyshyn</i>	<b>Михайлішин</b> <i>Ms Mychailyshyn</i>	<b>Михайлішини</b> <i>the Mychailyshyns</i>
A.	Михайлішина	Михайлішин	Михайлішиних
G.	Михайлішина	Михайлішин	Михайлішиних
L.	на Михайлішині	на Михайлішин	на Михайлішиних
D.	Михайлішинові	Михайлішин	Михайлішиним
I.	з Михайлішиним	з Михайлішин	з Михайлішиними

2. Noun-like Patterns

	MALE	FEMALE	PLURAL
N.	<b>Скріпник</b> <i>Mr. Skrypnyk</i>	<b>Скріпник</b> <i>Ms Skrypnyk</i>	<b>Скріпники</b> <i>the Skrypnyks</i>
A.	Скріпника	Скріпник	Скріпників
G.	Скріпника	Скріпник	Скріпників
L.	на Скріпникові (на Скріпнику)	на Скріпник	на Скріпниках
D.	Скріпнику	Скріпник	Скріпникам
I.	з Скріпником	з Скріпник	з Скріпниками
N.	<b>Шевченко</b> <i>Mr. Shevchenko</i>	<b>Шевченко</b> <i>Ms Shevchenko</i>	<b>Шевченки</b> <i>the Shevchenkos</i>
A.	Шевченка	Шевченко	Шевченків
G.	Шевченка	Шевченко	Шевченків
L.	на Шевченкові	на Шевченко	на Шевченках
D.	Шевченкові	Шевченко	Шевченкам
I.	з Шевченком	з Шевченко	з Шевченками

## APPENDIX VI: THE DECLENSION OF PRONOUNS ВІДМІНЮВАННЯ ЗАЙМЕННИКІВ

### (A) PERSONAL PRONOUNS – Особові займенники

#### Singular — Однина

N.	я	ти	він	вонó	вонá
	<i>I</i>	<i>you</i>	<i>he</i>	<i>it</i>	<i>she</i>
A. + G.	мене́	тебе́	його́	його́	ї́ї
A. + G. (after preposition)	(до) мене́	(до) тебе́	(до) нього́ (	(до) нього́	(до) не́ї
L.	на ме́ні	на то́бі	на ньóму	на ньóму	на нї́й
D.	ме́ні	то́бі	йому́	йому́	ї́й
I.	ми́ною	тобо́ю	ним	ним	не́ю

#### Plural — Множина

N.	ми	ви	вони́
	<i>we</i>	<i>you</i>	<i>they</i>
A. + G.	нас	вас	ї́х
L.	на нас	на вас	на нї́х
D.	нам	вам	ї́м
I.	на́ми	ва́ми	ні́ми

### (B) REFLEXIVE PRONOUN – Зворотний займенник

N.	no nominative form	Oneself (for all genders)
A.	себе́ (на себе́)	
G.	себе́ (у себе́)	
L.	на собі́	
D.	собі́	
I.	собо́ю	

## (C) INTERROGATIVE PRONOUNS — Питальні займенники

N.	Хто? <i>Who?</i>	Що? <i>What?</i>	Скільки? <i>How many?; How much?</i>
A.	кого́	що	скільки́
after prep.	на ко́го		
G.	кого́	чо́го	скільки́х
after prep.	у ко́го	у чо́го	
L.	на ко́му	на чо́му	на скільки́х
D.	ко́му	чо́му	скільки́м
I.	ким	чим	скільки́ма

<i>What?</i> <i>Which?</i>	(m) object	(n) object	(f) object	(pl) objects
N.	який?	яке́?	яка́?	які́?
A. inanim.	який	яке́	яку́	які́
A. animate	яко́го	яке́	яку́	яки́х
G.	яко́го	яко́го	яко́ї	яки́х
L.	на яко́му	на яко́му	на які́й	на які́х
D.	яко́му	яко́му	які́й	які́м
I.	які́м	які́м	яко́ю	які́ми

<i>Whose?</i>	(m) object	(n) object	(f) object	(pl) objects
	чий	чи́є	чия́	чи́ї
A. inanim.	чий	чи́є	чию́	чи́ї
A. animate	чийо́го	чи́є	чию́	чи́їх
G.	чийо́го	чийо́го	чи́єї	чи́їх
L.	на чийо́му (чи́єму, чи́їм)	на чийо́му (чи́єму, чи́їм)	на чи́їй	на чи́їх
D.	чийо́му	чийо́му	чи́їй	чи́їм
I.	чи́їм	чи́їм	чи́єю	чи́їми

<i>Which? (ordinal)</i>	(m) object	(n) object	(f) object	(pl) objects
N.	<b>котрий?</b>	<b>котре?</b>	<b>котра?</b>	<b>котрі?</b>
A. inanim.	котрий	котре	котру	котрі
A. animate	котрого	котре	котру	котрих
G.	котрого	котрого	котрі	котрих
L.	на котрому (котрім)	на котрому (котрім)	на котрий	на котрих
D.	котрому	котрому	котрий	котрим
I.	котрим	котрим	котрою	котрими

## (D) DEMONSTRATIVE PRONOUNS – Вказівні займенники

<i>This</i>	(m) object	(n) object	(f) object	(pl) objects
N.	цей	це	ця	ці
A. inanim.	цей	це	цю	ці
A. animate	цього	це	цю	цих
A. after prep.	на цього			
G.	цього	цього	цієї	цих
G. after prep.	у цього	у цього		
L.	на цьому (цім)	на цьому (цім)	на цій	на цих
D.	цьому	цьому	цій	цим
I.	цим	цим	цією	цими
<i>That</i>	той	те	та	ті
A. inanim.	той	те	ту	ті
A. animate	того	те	ту	тих
A. after prep.	на того			
G.	того	того	тієї (тої)	тих
G. after prep.	у того	у того		
L.	та тому (на тім)	та тому (на тім)	на тій	на тих
D.	тому	тому	тій	тим
I.	тим	тим	тією (тою)	тіми

**(E) POSSESSIVE PRONOUNS – Присвійні займенники**

<i>My</i> <i>Mine</i>	(m) object	(n) object	(f) object	(pl) objects
N.	мій	моє	моя	мої
A. inanim.	мій	моє	мою	мої
A. animate	мого	моє	мою	моїх
G.	мого	мого	моєї	моїх
L.	на моєму (моїм)	на моєму (моїм)	на моїй	на моїх
D.	моєму	моєму	моїй	моїм
I.	моїм	моїм	моєю	моїми

*You / Yours*  
(singular owner)

N.	твій	твоє	твоя	твої
A. inanim.	твій	твоє	твою	твої
A. animate	твого	твоє	твою	твоїх
G.	твого	твого	твоєї	твоїх
L.	на твоєму (твоїм)	на твоєму (твоїм)	на твоїй	на твоїх
D.	твоєму	твоєму	твоїй	твоїм
I.	твоїм	твоїм	твоєю	твоїми

---

*His* [all types of objects: (m), (n), (f); (pl)] = його does not decline

*Her / Hers* [all types of objects: (m), (n), (f); (pl)] = її does not decline

---



<i>Our / Ours</i>	(m) object	(n) object	(f) object	(pl) objects
N.	наш	наше	наша	наші
A. inanim.	наш	наше	нашу	наші
A. animate	нашого	наше	нашу	наших
G.	нашого	нашого	нашої	наших
L.	на нашому (на нашихім)	на нашому (на нашихім)	на нашій	на наших
D.	нашому	нашому	нашій	нашим
I.	нашим	нашим	нашою	нашими

*Your / Yours*  
(plural owner)

N.	ваш	ваше	ваша	ваші
A. inanim.	ваш	ваше	вашу	ваші
A. animate	вашого	ваше	вашу	ваших
G.	вашого	вашого	вашої	ваших
L.	на вашому (на вашихім)	на вашому (на вашихім)	на вашій	на ваших
D.	вашому	вашому	вашій	вашим
I.	вашим	вашим	вашою	вашими

*Their / Theirs*

N.	їхній	їхнє	їхня	їхні
A. inanim.	їхній	їхнє	їхню	їхні
A. animate	їхнього	їхнє	їхню	їхніх
G.	їхнього	їхнього	їхньої	їхніх
L.	на їхньому (на їхнім)	на їхньому (на їхнім)	на їхній	на їхніх
D.	їхньому	їхньому	їхній	їхнім
I.	їхнім	їхнім	їхньою	їхніми

**(F) OTHER PRONOUNS — Інші займенники**

<i>Entire Whole</i>	(m) object	(n) object	(f) object	(pl) object
N.	увесь (ввесь)	усе (все)	уся (вся)	усі (всі)
A. in anim.	увесь	усе	усю	усі
A. anim.	усього	усе	усю	усіх
A. after prep.	на всього			
G.	всього	всього	всієї	всіх
G. after prep.	до всього			
L.	на всьому (всім)	на всьому (всім)	на всій	на всіх
D.	всьому	всьому	всій	всім
I.	всім	всім	всією	всіма

N.	ніхто <i>no one, nobody</i>	ніщо <i>nothing</i>
A.	нікого	нічого
A. with prep.	ні на кого	ні на що
G.	нікого	нічого
G. with prep.	ні в кого	ні до чого
L.	ні на комy (кім)	ні на чому (чим)
D.	нікому	нічому
I.	ніким	нічим
I. with prep.	ні з кім	ні з чим

## APPENDIX VII: THE DECLENSION OF ADJECTIVES

## ВІДМІНЮВАННЯ ПРИКМЕТНИКІВ

## Hard stem — Тверда основа

<i>Big Large</i>	masculine	neuter	feminine	plural
N.	велький	вельке	велька	велькі
A. inanim.	велький,	вельке	вельку	велькі,
A. animate	велького	вельке	вельку	вельких
G.	велького	велького	велької	вельких
L.	на велькому (велькім)	на велькому (велькім)	на велькій	на вельких
D.	велькому	велькому	велькій	велькім
I.	велькім	велькім	велькою	велькіми

## Soft stem — М'яка основа

*dark blue*

N.	сінній	сінє	сіня	сінні
A. inanim.	сінній	сінє	сіню	сінні
A. anim.	сіннього	сінє	сіню	сінніх
G.	сіннього	сіннього	сінньої	сінніх
L.	на сінньому (сіннім)	на сінньому (сіннім)	на сінній	на сінніх
D.	сінньому	сінньому	сінній	сіннім
I.	сіннім	сіннім	сінньою	сінніми

Note: All adjectival surnames (e.g., Грушевський, Грецький, Крушельницький, Хмельницький, etc.) follow the pattern of masculine, feminine and plural hard-stem adjectives. In Ukrainian there are no surnames that follow the pattern of soft-stem adjectives.

## APPENDIX VIII: THE DECLENSION OF NUMERALS ВІДМІНЮВАННЯ ЧИСЛІВНИКІВ

### (A) CARDINAL NUMERALS IN THE NOMINATIVE CASE:

0 нуль / зéро

01. одiн (m)

01. одна (f)

02. два (m)

02 двi (f)

03. три

04. чотири

05. п'ять

06. шість

07. сiм

08. вiсiм

09. дев'ять

10. дeсять

11. одинадцять

12. дванадцять

13. тринадцять

14. чотирнадцять

15. п'ятнадцять

16. шістнадцять

17. сiмнадцять

18. вiсiмнадцять

19. дев'ятнадцять

20. двадцять

21. двадцять один (m)

21. двадцять одна (f)

22. двадцять два (m)

22. двадцять двi (f)

23. двадцять три

24. двадцять чотири

25. двадцять п'ять

26. двадцять шість

27. двадцять сiм

28. двадцять вiсiм

29. двадцять дев'ять

30. тридцять

40. сорок

50. п'ятдесят

60. шістдесят

70. сiмдесят

80. вiсiмдесят

90. дев'яносто /

90. дев'ятдесят

Numbers above 30, 40, 50, 60, 70, 80, 90, 100, 1000 follow the pattern of 21, 22, etc.

100. сто

200. двiстi

300. триста

400. чотириста

500. п'ятсот

600. шістсот

700. сiмсот

etc.

тiсяча (1,000)

мiльйон (1,000,000)

**(B) THE DECLENSION OF CARDINAL NUMERALS**

<i>One</i>	(m) object	(n) object	(f) object	(pl) objects
N.	один	одне	одна	одні
A. inanim.	один	одне	одну	одні
A. animate	одного	одне	одну	одних
G.	одного	одне	однієї одної	одних
L.	на одному (на одному)	на одному (на одному)	на одній	на одних
D.	одному	одному	одній	однім
I.	одним	одним	однією	одними

---

<i>Two</i>	(m) objects	(f) objects
N.	два	дві
A. inanimate	два	дві
A. animate	двох	двох
G.	двох	двох
L.	на двох	на двох
D.	двом	двом
I.	двома	двома

---

<i>Three, Four</i>	(3) all objects	(4) all objects
N.	три	чотири
A. inanimate	три	чотири
A. animate	трьох	чотирьох
G.	трьох	чотирьох
L.	на трьох	на чотирьох
D.	трьом	чотирьом
I.	трьома	чотирма

**Five, Six, Seven, Eight:** all objects

N.	(5) п'ять	(6) шість	(7) сім	(8) вісім
A. inanimate	п'ять	шість	сім	вісім
A. animate	п'ятьо́х	шістьо́х	сімо́х	вісьмо́х
G.	п'ятьо́х / п'яти́	шістьо́х / шести́	сімо́х / семи́	вісьмо́х / восьми́
L.	на п'ятьо́х	на шістьо́х	на сімо́х	на вісьмо́х
D.	п'ятьо́м	шістьо́м	сімо́м	вісьмо́м
I.	п'ятьма́	шістьма́	сімома́	вісьмома́

Note: numbers 9 through 20, and number 30 follow the pattern of number 5.

---

N.	(50) п'ятдесят [pattern for 60,70, 80]	(40) сорок	(100) сто
A. inanim.	п'ятдесят	сорок	сто
A. animate	п'ятдесятьо́х	сороко́	сто
G.	п'ятдесятьо́х / п'ятдесяти́	сорока́	ста
L.	на п'ятдесятьо́х	на сорока́	на ста́
D.	п'ятдесятьо́м	сорока́	ста
I.	п'ятдесятьма́	сорокма́	стома́

N.	(200) двісті	(300) триста	(400) чотириста	(500) п'ятсот [pattern for 600 through 900]
A.	двісті	триста	чотириста	п'ятсот
G.	двох сот	трьох сот	чотирьох сот	п'яти́ сот / п'ятьо́х сот
L.	на дво́х стах	на трьох стах	на чотирьох стах	на п'яти́ стах
D.	дво́м ста́м	трьо́м ста́м	чотирьо́м ста́м	п'ятьо́м ста́м
I.	двома́ ста́ми	трьома́ ста́ми	чотирма́ ста́ми	п'ятьма́ ста́ми

## (C) THE DECLENSION OF ORDINAL NUMERALS

## Hard-Stem Pattern:

N.	пéрший <i>first (m)</i>	пéрше <i>first (n)</i>	пéрша <i>first (f)</i>	пéрші <i>first (pl)</i>
A. inanim.	пéрший	пéрше	пéршу	пéрші
A. animate	пéршого	пéрше	пéршу	пéрших
G.	пéршого	пéршого	пéршої	пéрших
L.	на пéршому	на пéршому	на пéршій	на пéрших
D.	пéршому	пéршому	пéршій	пéршим
I.	пéршим	пéршим	пéршою	пéршими

## Soft-Stem Pattern:

N.	трéтій <i>third (m)</i>	трéте <i>third (n)</i>	трéтя <i>third (f)</i>	трéті <i>third (pl)</i>
A. inanim.	трéтій	трéте	трéтя	трéті
A. animate	трéтього	трéте	трéтю	трéтіх
G.	трéтього	трéтього	трéтьої	трéтіх
L.	на трéтьому	на трéтьому	на трéтій	на трéтіх
D.	трéтьому	трéтьому	трéтій	трéтім
I.	трéтім	трéтім	трéтьою	трéтіми

## APPENDIX IX: THE CONJUGATION OF VERBS

## ВІДМІНЮВАННЯ ДІЄСЛІВ

(A) CONJUGATION OF PERFECTIVE VERBS  
WHOSE STEMS DIFFER FROM STEM OF IMPERFECTIVE COUNTERPARTS.

Infinitive	Past tense	3rd- pl. future		Future tense
<i>to take:</i>				
<b>узяти</b>	узів узяла узяло	<b>візьмуть</b>	візьму візьмеш візьме	візьмемо візьмете
<i>to excuse:</i>				
<b>вибачити</b>	вибачив вибачила вибачило вибачили	<b>вибачать</b>	вибачу вибачиш вибачить	вибачимо вибачите
<i>to answer:</i>				
<b>відповісти</b>	відповів відповіла відповіло відповіли	<b>відповідять</b>	відповім відповіси відповість	відповімо відповісте
<i>to organize:</i>				
<b>влаштувати</b>	влаштував влаштувала влаштувало влаштували	<b>влаштують</b>	влаштую влаштуєш влаштує	влаштуємо влаштуєте
<i>to get, to obtain:</i>				
<b>дістати</b>	дістав дістала дістало дістали	<b>дістануть</b>	дістану дістанеш дістане	дістанемо дістанете



*to help:*

<b>допомогти</b>	допоміг допомогла допомогло допомогли	<b>допоможуть</b>	допоможу допоможеш допоможе	допоможемо допоможете
------------------	--	-------------------	-----------------------------------	--------------------------

*to translate:*

<b>перекласти</b>	переклав переклала переклало переклали	<b>перекладуть</b>	перекладу перекладеш перекладе	перекладемо перекладете
-------------------	---	--------------------	--------------------------------------	----------------------------

*to repeat:*

<b>повторити</b>	повторив повторила повторило повторили	<b>повторять</b>	повторю повториш повторить	повторимо повторите
------------------	---	------------------	----------------------------------	------------------------

*to master:*

<b>вивчити</b>	вивчив вивчила вивчило вивчили	<b>вивчать</b>	вивчу вивчиш вивчить	вивчимо вивчите
----------------	---	----------------	----------------------------	--------------------

*to find:*

<b>знайти</b>	знайшов знайшла знайшло знайшли	<b>знайдуть</b>	знайду знайдеш знайде	знайдемо знайдете
---------------	--	-----------------	-----------------------------	----------------------

*to finish:*

<b>скінчити (закінчити)</b>	скінчив скінчила скінчило скінчили	<b>скінчать</b>	скінчу скінчиш скінчить	скінчимо скінчите
---------------------------------	---	-----------------	-------------------------------	----------------------

*to open:*

<b>відчинити</b>	відчинив відчинила відчинило відчинили	<b>відчинять</b>	відчиню відчиниш відчинить	відчинимо відчините
------------------	---	------------------	----------------------------------	------------------------

Appendix IX: The Conjugation of Verbs

*to forget:*

<b>забу́ти</b>	забу́в забу́ла забу́ло забу́ли	<b>забу́дуть</b>	забу́ду забу́деш забу́де	<b>забу́демо</b> забу́дете
----------------	---	------------------	--------------------------------	-------------------------------

*to close:*

<b>зачи́нити</b>	зачи́нив зачи́нила зачи́нило зачи́нили	<b>зачи́нять</b>	зачи́ню зачи́ниш зачи́нить	<b>зачи́нимо</b> зачи́ните
------------------	---	------------------	----------------------------------	-------------------------------

*to learn:*

<b>навчи́тися</b>	навчи́вся навчи́лася навчи́лося навчи́лися	<b>навча́ться</b>	навчу́ся навчи́шся навчи́ться	<b>навчи́мося</b> навчи́теся
-------------------	---	-------------------	-------------------------------------	---------------------------------

*to sit down:*

<b>сі́сти</b>	сі́в сі́ла сі́ло сі́ли	<b>ся́дуть</b>	ся́ду ся́деш ся́де	<b>ся́демо</b> ся́дете
---------------	---------------------------------	----------------	--------------------------	---------------------------

*to decide:*

<b>вирі́шити</b>	вирі́шив вирі́шила вирі́шило вирі́шили	<b>вирі́шать</b>	вирі́шу вирі́шили вирі́шить	<b>вирі́шимо</b> вирі́шите
------------------	---	------------------	-----------------------------------	-------------------------------

*to find out:*

<b>дізна́тися</b>	дізна́вся дізна́лася дізна́лося дізна́лися	<b>дізна́ються</b>	дізна́юся дізна́єшся дізна́ється	<b>дізна́ємося</b> дізна́єтеся
-------------------	---	--------------------	--	-----------------------------------

*to buy:*

<b>купи́ти</b>	купи́в купи́ла купи́ло купи́ли	<b>ку́плять</b>	ку́плю ку́пиш ку́пить	<b>ку́пимо</b> ку́пите
----------------	---	-----------------	-----------------------------	---------------------------

*to begin:*

<b>почáти</b>	почáв	<b>почну́ть</b>	почну́	почнемо́
	поча́ла		почне́ш	почнете́
	почало́		почне́	
	поча́ли			

*to become:*

<b>ста́ти</b>	ста́в	<b>ста́нуть</b>	ста́ну	ста́немо
	ста́ла		ста́неш	ста́нете
	ста́ло		ста́не	
	ста́ли			

**(B) CONJUGATION OF MULTIDIRECTIONAL VERBS***to walk; to attend; to go:*Imperfective - **ходи́ти, вони хóдять**

PAST	PRESENT		FUTURE	
ходи́в	ходжу́	хóдимо	ходи́тиму	ходи́тимемо
ходи́ла	ходи́ш	хóдите	ходи́тимеш	ходи́тимете
ходи́ло	ходи́ть	хóдятъ	ходи́тима	ходи́тимаутъ
ходи́ли			-----	
			бúду (бúдеш...) хóди́ти	

*to walk for a little while; to attend for a little while:*Perfective - **походи́ти, вони похóдять**

PAST	PRESENT	FUTURE	
походи́в		походжу	похóдимо
походи́ла	-----	похóдиш	похóдите
походи́ло		похóдить	похóдятъ
походи́ли			

*to travel (by vehicle); to drive:*

**Imperfective - їздити, вони їздять**

PAST	PRESENT		FUTURE	
їздив	їжджу	їздимо	їздитиму	їздитимемо
їздила	їдиш	їдите	їздитимеш	їздитимеш
їздило	їдить	їдять	їздитиме	їздитимуть
їздили			-----	
			бўду (бўдеш . . . ) їздити	

*to travel for a little while; to drive for a little while:*

**Perfective - поїздити, вони поїздять**

PAST	PRESENT		FUTURE	
поїздив			поїжджу	поїздимо
поїздила	-----		поїдиш	поїдите
поїздило			поїдить	поїдять
поїздили				

*to run:*

**Imperfective - бїгати, вони бїгають**

PAST	PRESENT		FUTURE	
бїгав	бїгаю	бїгаємо	бїгатиму	бїгатимемо
бїгала	бїгаеш	бїгаєте	бїгатимеш	бїгатимете
бїгало	бїгае	бїгають	бїгатиме	бїгатимуть
бїгали			-----	
			бўду (бўдеш . . . ) бїгати	

*to begin running; to leave running:*

**Perfective - побїгати, вони побїгають**

PAST	PRESENT		FUTURE	
побїгав			побїгаю	побїгаємо
побїгала			побїгае	побїгаєте
побїгало	-----	побїгае	побїгають	
побїгали				

N.B. All the above multidirectional verbs when made perfective by the prefix по- indicate a limitation of time (e.g., *вїн походїс* = he walked around for a while).

## (C) CONJUGATION OF UNIDIRECTIONAL VERBS

*to go:*Imperfective – *іти, вони йдуть*

PAST	PRESENT		FUTURE		
ішов	іду	ідемо	ітиму	ітимемо	буду йти
ішла	ідеш	ідете	ітимеш	ітимете	
ішло	іде	ідуть	ітиме	ітимуть	
ішли					

*to go; to leave:*Perfective – *піти, вони підуть*

PAST	PRESENT	FUTURE	
пішов		піду	підемо
пішла	-----	підеш	підете
пішло		піде	підуть
пішли			

*to come; to arrive (on foot):*Perfective — *прийти, вони придуть*

PAST	PRESENT	FUTURE	
пришов	-----	приду	придемо
пришла		придеш	придете
пришло		приде	придуть
пришли			

*to drive; to go by car; to ride:*Imperfective — *їхати, вони їдуть*

PAST	PRESENT		FUTURE		
їхав	їду	їдемо	їхатиму	їхатимемо	буду їхати
їхали	їдеш	їдете	їхатимеш	їхатимете	
їхало	їде	їдуть	їхатиме	їхатимуть	
їхали					

*to drive off; to leave (by means of any vehicle):*Perfective - *поїхати, вони поїдуть*

PAST	PRESENT	FUTURE	
поїхав		поїду	поїдемо
поїхала	-----	поїдеш	поїдете
поїхало		поїде	поїдуть
поїхали			

*to run:*

**Imperfective - бігти, вони біжать**

PAST	PRESENT		FUTURE		
біг	біжу́	біжимо́	бігтиму́	бігтимемо́	буду бігти
бігла	біжи́ш	біжите́	бігтимеш	бігтимете́	
бігла	біжа́ть	біжа́ть	бігтима́	бігтимуть	
бігли					

*to take off running; to leave (running):*

**Perfective- побігти, вони побіжать**

PAST	PRESENT	FUTURE	
побіг		побіжу́	побіжимо́
побігла	-----	побіжи́ш	побіжите́
побігло		побіжа́ть	побіжа́ть
побігли			

N.B. All the above unidirectional verbs, when made perfective by the prefix *п-* / *по-*, do not imply a limitation of time; instead they signal a completed departure (e.g., *він пішов* = he went / left). On the other hand, when they are made perfective by the prefix *при-*; they signal arrival (e.g., *він прийшов* = he came on foot; *він приїхав* = he arrived by vehicle; *він пробіг* = he came running).

#### (D) UNIDIRECTIONAL VERBS OF "CARRYING"

*to carry in one's arms:*

**нести, вони несуть**

PAST	PRESENT	FUTURE
I. ніс	несу́	буду (etc.) + нести́
несла́	несеш	
несло́	несе́	
	несемо́	
несли́	несете́	
	несу́ть	

*to take off with carrying in one's arms:*

P. поніс	-----	понесу́
понесла́		понесеш
понесло́		понесе́
		понесемо́
понесли́		понесете́
		понесу́ть

*to transport, to carry by vehicle:*

**везти, вони везуть**

PAST	PRESENT	FUTURE
I. вів везла везло  везли	везу везеш везе веземо везете везуть	буду (etc.) + везти
P. повів (etc.)	-----	повезу (etc.)

**(E) MULTIDIRECTIONAL VERBS OF "CARRYING"**

*to carry in one's arms:*

**носити, вони носять**

PAST	PRESENT	FUTURE
I. носив носила носило  носили	ношу носиш носять носимо носите носять	буду носити (etc.)
P. поносив (etc.) [for a little while]	----- [for a little while]	поношу, понесиш... (etc.)

*to transport, to carry by vehicle:*

**возити, вони ввозять**

PAST	PRESENT	FUTURE
I. возив возила возило  возили	вожу возиш возить возимо возите ввозять	буду возити (etc.)
P. повозив (etc.) [for a little a while]	-----	повожу, повозиш... (etc.) [for a little while]

## APPENDIX X: TOPICAL VOCABULARY LISTS ТЕМАТИЧНІ СЛОВНИЧКИ

(A) Календар – Calendar

1. Місяці року — Months of the Year

січень	January
лютий	February
березень	March
квітень	April
травень	May
червень	June
липень	July
серпень	August
вересень	September
жовтень	October
листопад	November
грудень	December

2. Пори року — The Seasons

зима	winter
весна	spring
літо	summer
осінь	autumn

(B) Кольори — Colors

білий	white
блакитний	light blue
бронзовий	bronze
жовтий	yellow
зелений	green
золотий	gold
коричневий	brown
помаранчевий	orange
пурпуровий	purple
рожевий	rose; pink
синій	dark blue
сірий	grey
срібний	silver
темно-жовтий	dark yellow



червоний	red
чорний	black
фіолковий	violet
ясно-зелений	light green

## (C) Країни світу — Countries of the World

Австралія	Australia
Англія	England
Афганістан	Afganistan
Білорусь	Byelorus'
Болгарія	Bulgaria
В'єтнам	Vietnam
Голландія	Holland
Греція	Greece
Грузія	Georgia
Данія	Denmark
Естонія	Estonia
Ізраїль	Israel
Ірландія	Ireland
Іспанія	Spain
Італія	Italy
Канада	Canada
Китай	China
Латвія	Latvia
Литва	Lithuania
Мексика	Mexico
Молдова	Moldova
Німеччина	Germany
Норвегія	Norway
Перу	Peru
Польща	Poland
Росія	Russia
Румунія	Romania
Сербія	Serbia
Сполучені Штати	
Америки	United States of America
Туречина	Turkey
Угорщина	Hungary
Уельс	Wales
Україна	Ukraine
Фінляндія	Finland
Франція	France
Хорватія	Croatia

Чехословáчина	Czechoslovakia
Швейцáрія	Switzerland
Швécія	Sweden
Шотлáндія	Scotland
Югослáвія	Yugoslavia
Япóнія	Japan

(D) Предмети — Subjects

áлгебра	algebra
астронóмія	astronomy
біолóгія	biology
бízнес	business
географі́я	geography
геолóгія	geology
геомéтрія	geometry
геофíзика	geophysics
естéтика	esthetics
істóрія	history
лінгві́стика	linguistics
літерату́ра	literature
лóгіка	logic
матемáтика	mathematics
медичíна	medicine
педагóгіка	education
природозна́вство	natural sciences
психолóгія	psychology
фармаколóгія	pharmacy
фíзика	physics
хі́мія	chemistry
юриспрудéнція	jurisprudence

(F) Дім — The Dwelling

балкóн	balcony
ва́нна кімна́та	bathroom
вікно́	window
віта́льня	living-room
дах	roof
двéрі	door
дитя́ча кімна́та	children's room
іда́льня	dining-room
комі́рка	storage shed
коридóр	hallway

ку́хня	kitchen
кабінéт	office
коридор	hallway
підва́л	basement
підло́га	floor (as in wooden floor)
по́верх	floor (as in first floor)
посудомíйка	dishwasher
пра́льна маши́на	washer
спа́льня	bedroom
сте́ля	ceiling
сти́на	wall
суши́льна маши́на	dryer
схо́ди	stairs
туале́т	toilet room
холоди́льник	refrigerator
што́ра	curtain

**(F) Ме́блі — Furniture**

дзе́ркало	mirror
дива́н, кана́па	sofa
комб́д	chest
крі́сло	arm chair, easy chair
лі́жко	bed
по́лиця	shelf
сти́л	table
сти́лець	chair
ша́фа	cupboard

**(G) Части́ни ті́ла — Parts of the Body**

бро́ви	eyebrows
ви́ї	eyelashes
волосся́	hair
ву́са	mustache
вуста́	lips
ву́хо	ear
голова́	head
го́рло	throat
зуб	tooth
колі́но	knee
леге́ня	lung
чолó	forehead
ни́рка	kidney
нога́	foot; leg

о́ко, о́чі	eye, eyes
печі́нка	liver
плече́	shoulder
поті́лиця	nape of the neck
ро́т	mouth
рука́	hand, arm
спина́	back
ступня́	foot
ті́ло	body
ту́луб	trunk of a body
ши́я	neck
шлу́нок	stomach
язи́к	tongue

#### (H) Родина — The Family

ба́ба	grandmother
ба́тько	father
ба́тькі	parents (father and mother)
бра́т	brother
ді́д	grandfather
двою́ридний бра́т	male cousin
двою́ридна сестра́	female cousin
до́чка	daughter
дру́жина	wife
дя́дько, ву́йко	uncle
дя́дина	uncle's wife
зя́ть	son-in-law
кузе́н, кузи́нка	cousin (m), (f)
ме́ти	mother
неві́стка	daughter-in-law
ону́к, ону́ка	grandson, granddaughter
пле́мінник	nephew
пле́мінниця	niece
ро́дичі	relatives
све́кор	father-in-law (husband's father)
свекру́ха	mother-in-law (husband's mother)
сестра́	sister
си́н	son
тесть	father-in-law (wife's father)
те́ща	mother-in-law (wife's mother)
ті́тка	aunt
чолові́к	husband

## (I) Їжа — Food

**Фрукти**

абрикос  
ананас  
груша  
персик  
слива  
яблуко

**Fruits**

apricot  
pineapple  
pear  
peach  
plum  
apple

**Овочі**

буряк  
гарбуз  
морква  
цибуля  
часнік

**Vegetables**

beet  
pumpkin  
carrot  
onion  
garlic

**М'ясо**

баранина  
курятина  
свинина  
телятина  
яловичина

**Meat**

lamb  
chicken  
pork  
veal  
beef

**Ріба**

карась  
короп  
лосось  
форель  
щука

**Fish**

crucian  
carp  
salmon  
trout  
pike

**Молочні  
продукти**

вершки  
кефір  
масло  
молоко  
сир  
сметана

**Dairy  
Products**

cream  
kefir  
butter  
milk  
cheese  
sour cream

**(J) Одяг і взуття — Clothing and Footwear**

блůзка	blouse
жакѣт	jacket
капелюх	hat
кравáтка	tie
нічна соробчка	nightgown
пальтó	winter coat
панчóхи	stockings
пíжама	pyjamas
плащ	cloak, raincoat
свѣтр	sweater
сорóчка	shirt
спідниця	skirt
спідня білізна	underwear
сúкня	dress
халáт	robe
чóботи	boots
шкарпѣтки	socks
штани́	pants